

[54] COMBINED CHECKBOOK HOLDER WITH TIMEPIECE

4,465,305 8/1984 Bateman et al. 281/31
4,566,721 1/1986 Friedman et al. 281/29 X

[75] Inventors: Eric W. Lund; Raymond W. Young,
both of West Bend, Wis.

FOREIGN PATENT DOCUMENTS

137354 3/1930 Switzerland 368/278

[73] Assignee: Amity Leather Products Company,
West Bend, Wis.

OTHER PUBLICATIONS

Roles Fall Nineteen Hundred and Eighty Two Catalog,
p. 8, Apr. 1982, Rolds Division of Amity Leather Prod-
ucts Co.

[**] Term: 14 Years

Primary Examiner—Bernard Ansher
Assistant Examiner—Linda Titolo
Attorney, Agent, or Firm—Fitch, Even, Tabin &
Flannery

[21] Appl. No.: 647,103

[22] Filed: Sep. 4, 1984

[52] U.S. Cl. D19/11

[58] Field of Search D19/11, 26; D3/57;
D10/15; 368/276-278, 88, 283, 286, 316-318;
224/901, 903, 152; 150/106, 131, 138, 145, 112;
281/31, 29; 206/235; 58/88

[57] CLAIM

The ornamental design for a combined checkbook
holder with timepiece, as shown and described.

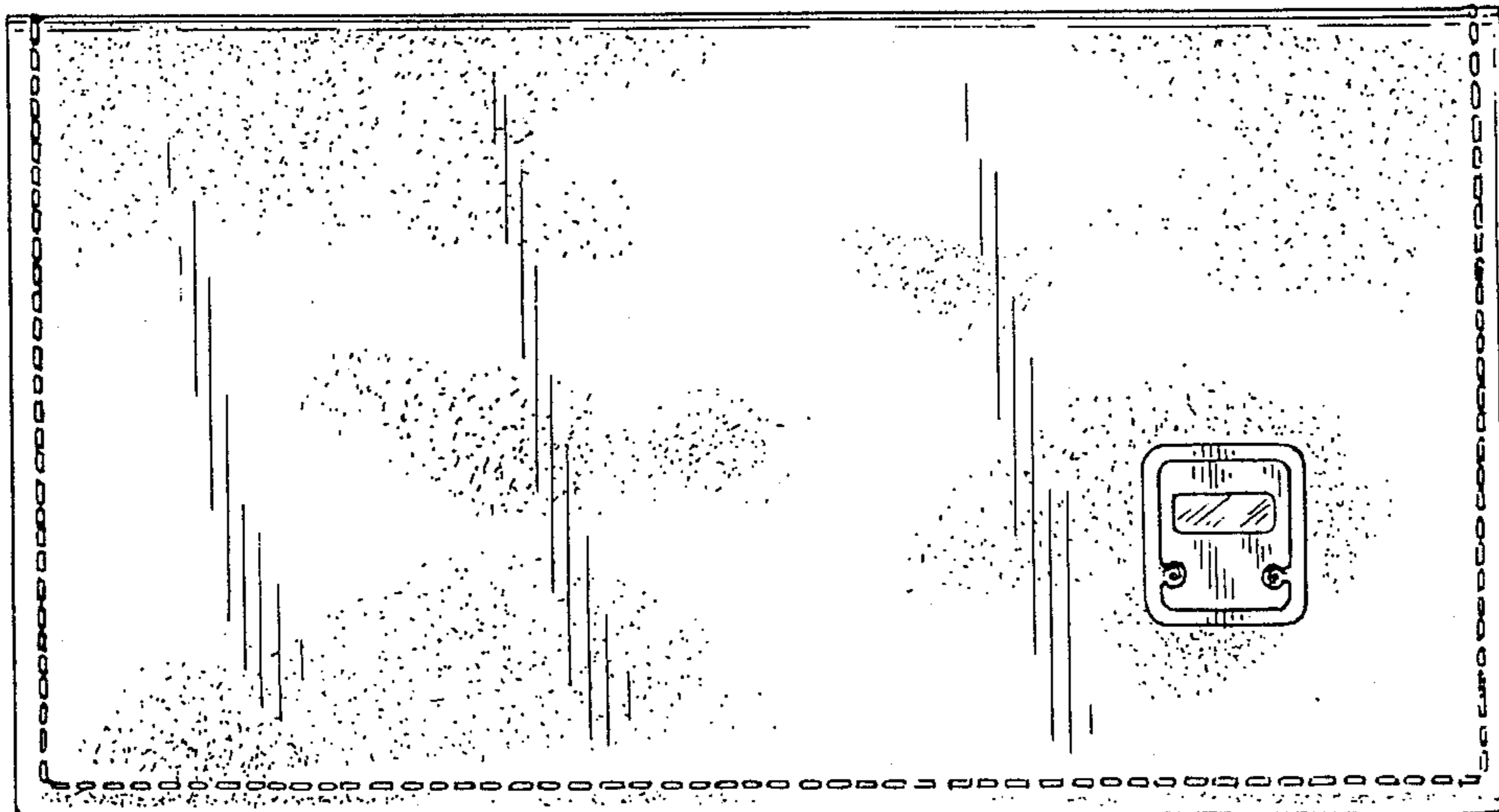
[56] References Cited

U.S. PATENT DOCUMENTS

D. 46,332	9/1914	Cohn	D3/57
D. 203,898	2/1966	Epstein	D19/26
D. 274,179	6/1984	Siwula	D19/11 X
D. 283,493	4/1986	Li	D10/15 X
1,560,442	11/1925	Trowbridge	150/112
2,124,945	7/1938	Gross	58/88
4,259,551	3/1981	Ohtani et al.	368/278 X

DESCRIPTION

FIG. 1 is a front elevational view of a combined check-
book holder with timepiece, showing our new design,
the rear view being a mirror image thereof without the
timepiece;
FIG. 2 is a side elevational view thereof;
FIG. 3 is a top plan view thereof; and
FIG. 4 is a bottom plan view thereof.



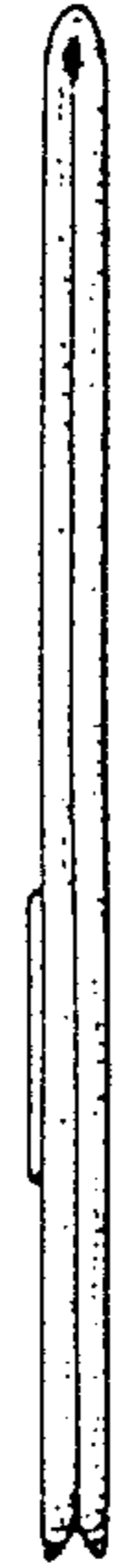


FIG. 2

FIG. 3




FIG. 1

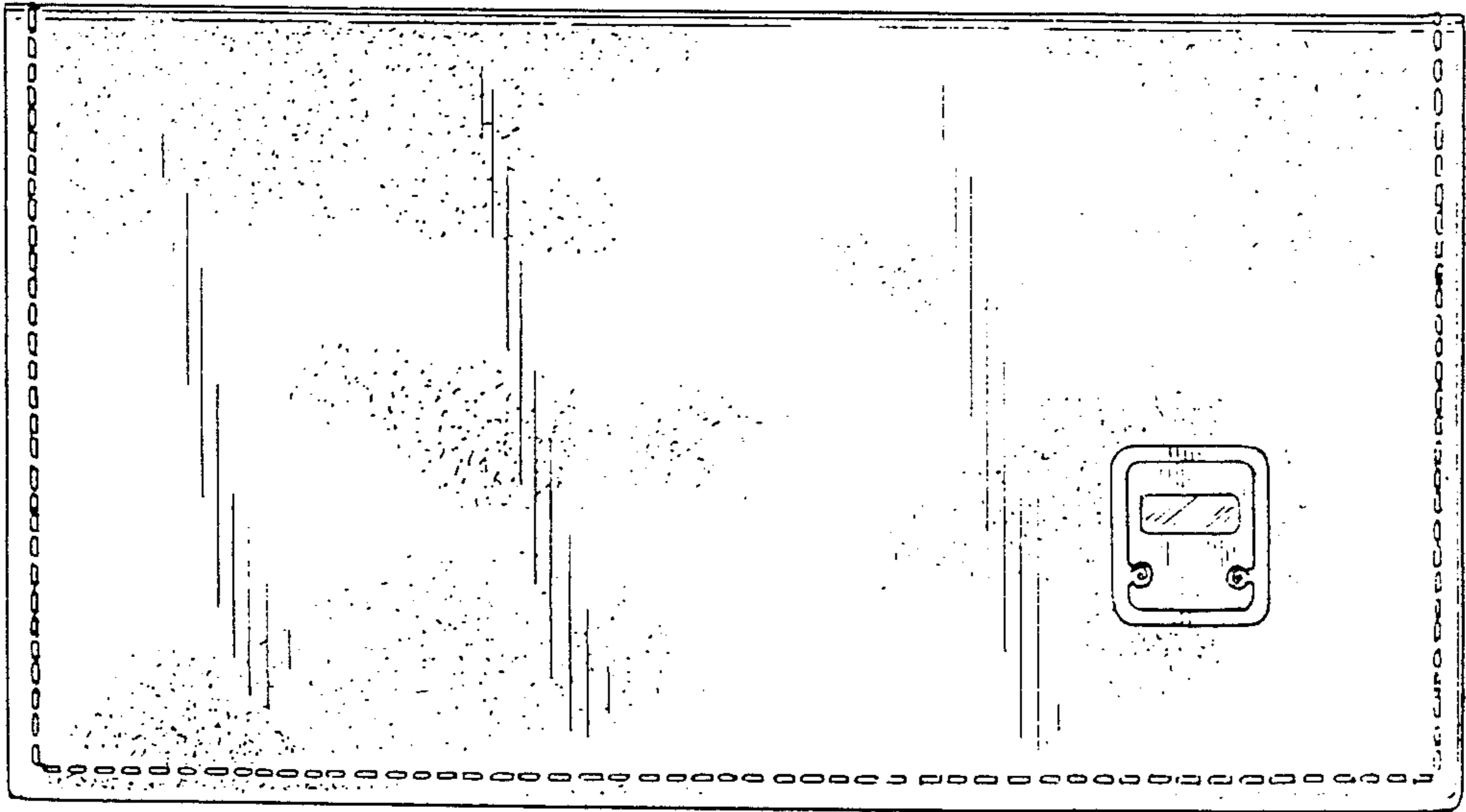


FIG. 4

