

[54] HANGER FOR LANTERNS OR THE LIKE

4,461,220 7/1984 Wetzel 248/156 X

[76] Inventor: Raymond E. Patey, 9811 Cobblestone Dr., Stockton, Calif. 95209

Primary Examiner—Susan J. Lucas
Attorney, Agent, or Firm—Lothrop & West

[**] Term: 14 Years

[57] CLAIM

[21] Appl. No.: 704,846

The ornamental design for a hanger for lanterns or the like, as shown and described.

[22] Filed: Feb. 25, 1985

[52] U.S. Cl. D26/138; D26/60

[58] Field of Search D26/60, 138, 140;
248/121, 127, 157-159, 161, 165, 225.31, 231.7,
303, 304; 211/172; 362/190, 191, 382, 396, 413,
418, 431


DESCRIPTION

FIG. 1 is a right front perspective of hanger for lanterns or the like, showing my new design;
FIG. 2 is an elevational view, thereof;
FIG. 3 is a front elevational view, thereof;
FIG. 4 is a rear elevational view, thereof;
FIG. 5 is a top plan view, thereof;
FIG. 6 is a bottom plan view thereof; and,
FIG. 7 is a rear elevational view as in FIG. 4 showing the telescoping tube in a retracted position with the jointed angle brace in folded relation.

[56] References Cited

U.S. PATENT DOCUMENTS

2,926,442	3/1960	Reimel	248/121 X
3,178,144	4/1965	Kimoto	D26/138 X
3,333,807	8/1967	Locatelli	248/231.7



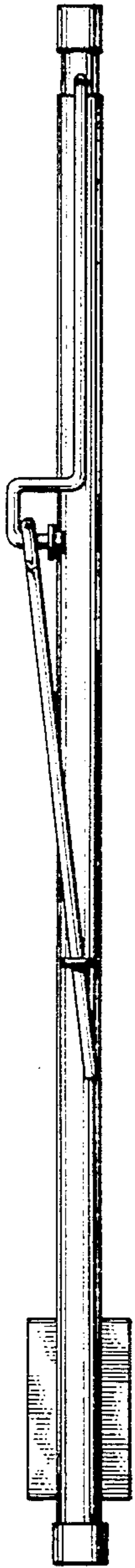


FIG-7




FIG-1

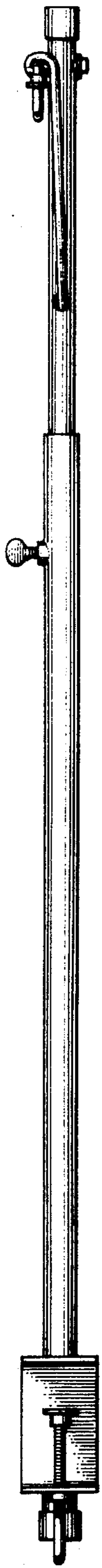


FIG-3

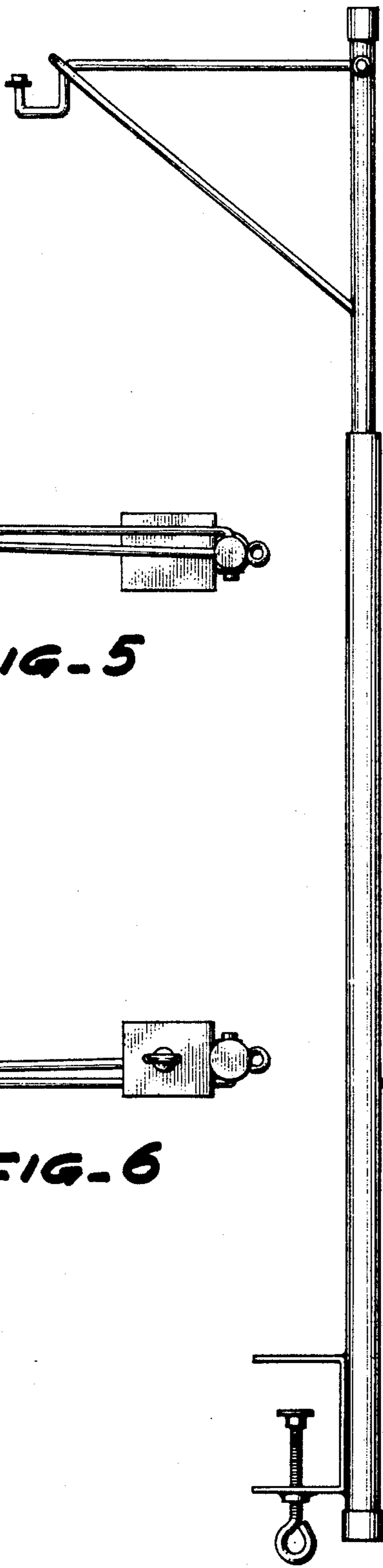


FIG-2




FIG-4




FIG-5




FIG-6