

[54] RACQUETBALL RACQUET

[76] Inventors: **Raymond L. Mortvedt**, 10385 Seth Way, Santee, Calif. 92071; **Stephen M. Thompson**, 3071 Skipper St., San Diego, Calif. 92123

[**] Term: **14 Years**

[21] Appl. No.: **680,204**

[22] Filed: **Dec. 10, 1984**

[52] U.S. Cl. **D21/212**

[58] Field of Search **D21/212; 273/73 R, 73 C, 273/73 D, 73 F, 73 G, 73 H, 73 K**

[56] **References Cited**

U.S. PATENT DOCUMENTS

D. 257,563 11/1980 Hall, Jr. et al. D21/212
4,377,620 3/1983 Alexander 273/73 D

FOREIGN PATENT DOCUMENTS

2752624 of 1979 Fed. Rep. of Germany ... 273/73 D

OTHER PUBLICATIONS

Popular Science, Feb., 1983, p. 34, bottom right, Racket.

Sporting Goods Dealer, Jul., 1977, back cover and p. 123, Rackets.

Best Products cat., 1980-1981, p. 392, upper left, Rackets.

Primary Examiner—Melvin B. Feifer
Attorney, Agent, or Firm—Oldham, Oldham & Weber Co.

[57] **CLAIM**

The ornamental design for a racquetball racquet, as shown.

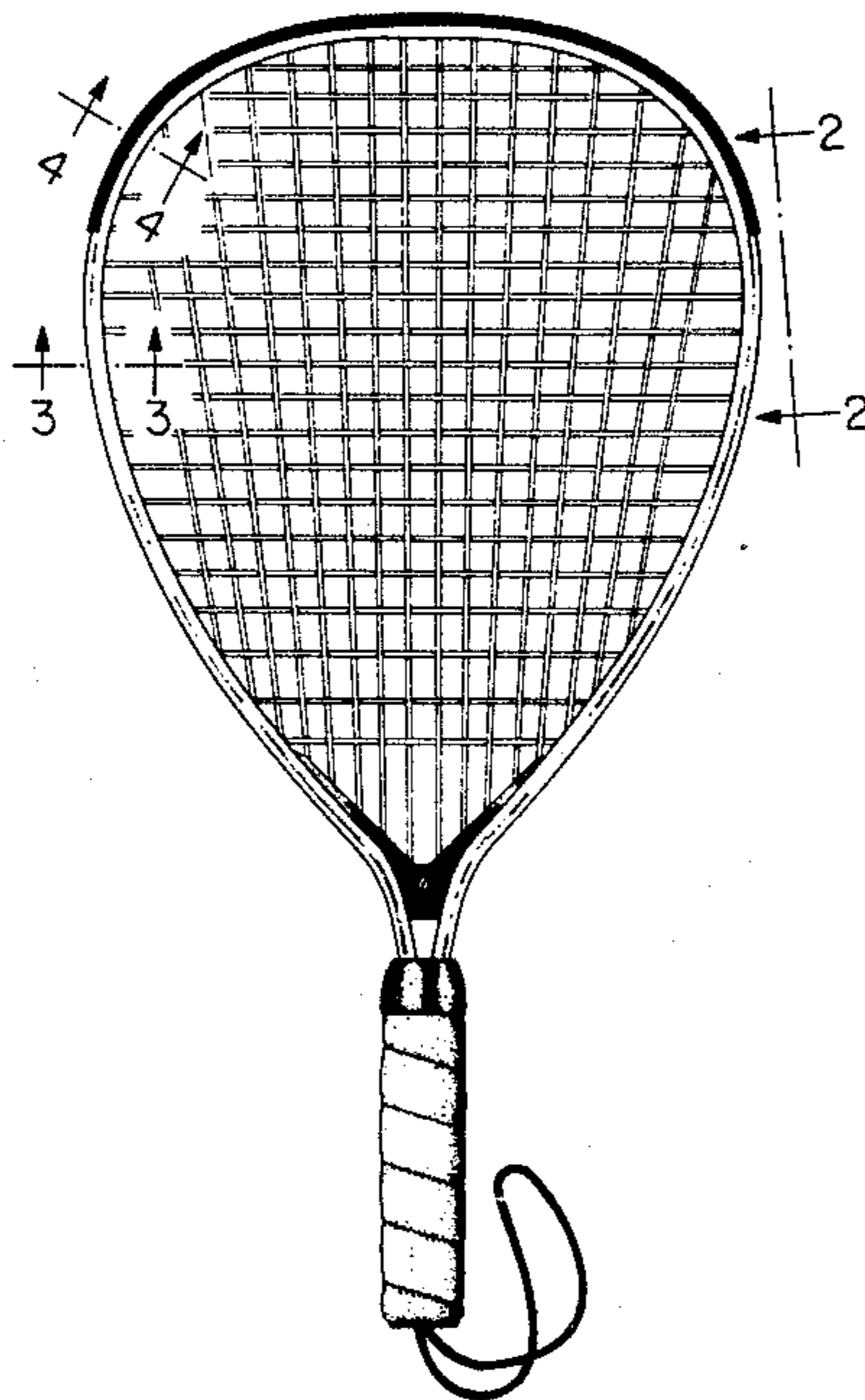
DESCRIPTION

FIG. 1 is a top plan view of the racquet showing our new design;

FIG. 2 is a sectional view of the edge of the racquet of FIG. 1 taken along the line 2—2;

FIG. 3 is a cross-sectional view of the edge of the racquet of FIG. 1 taken along the line 3—3; and

FIG. 4 is a cross-sectional view of the racquet of FIG. 1 taken along the line 4—4.



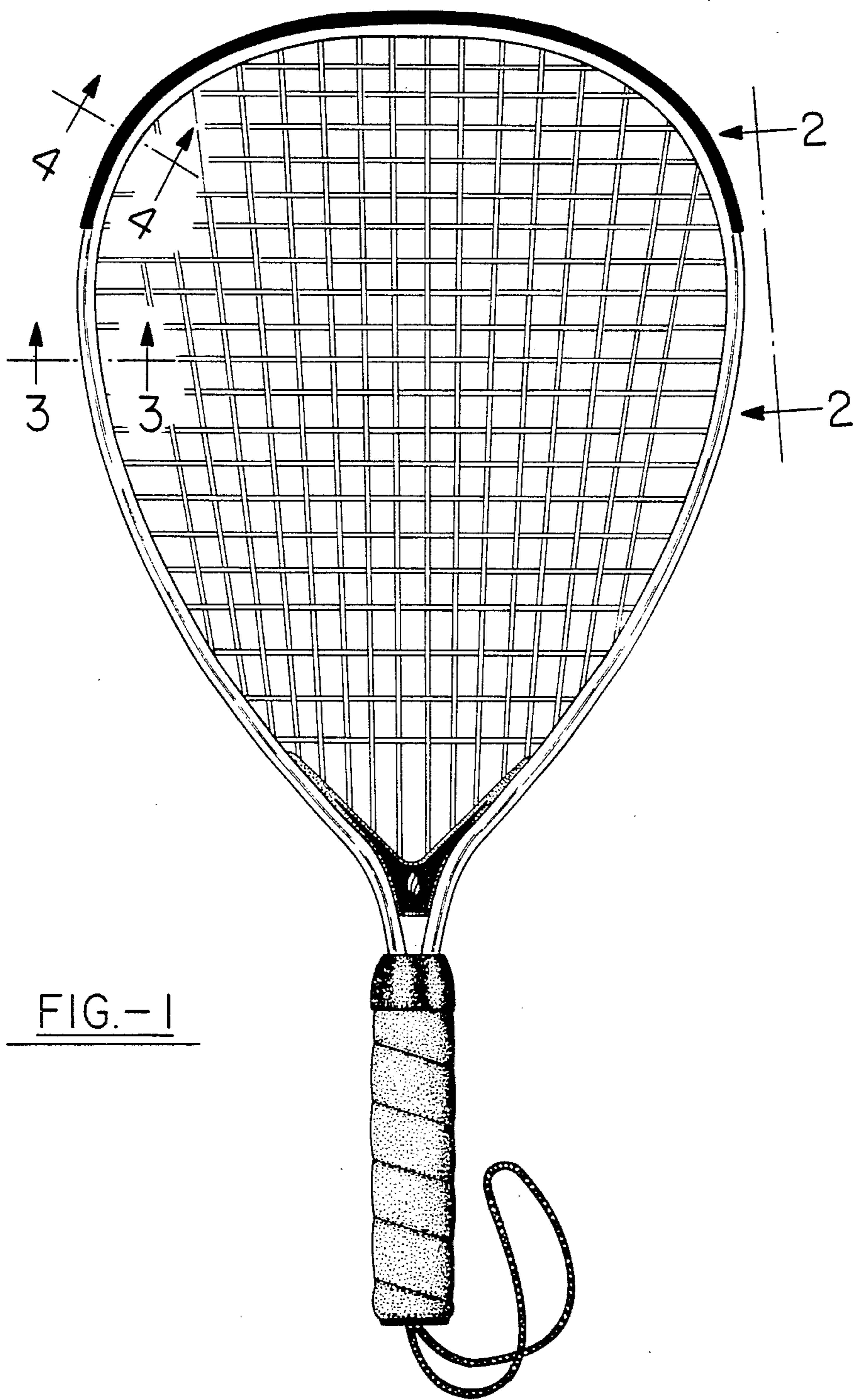


FIG. -1

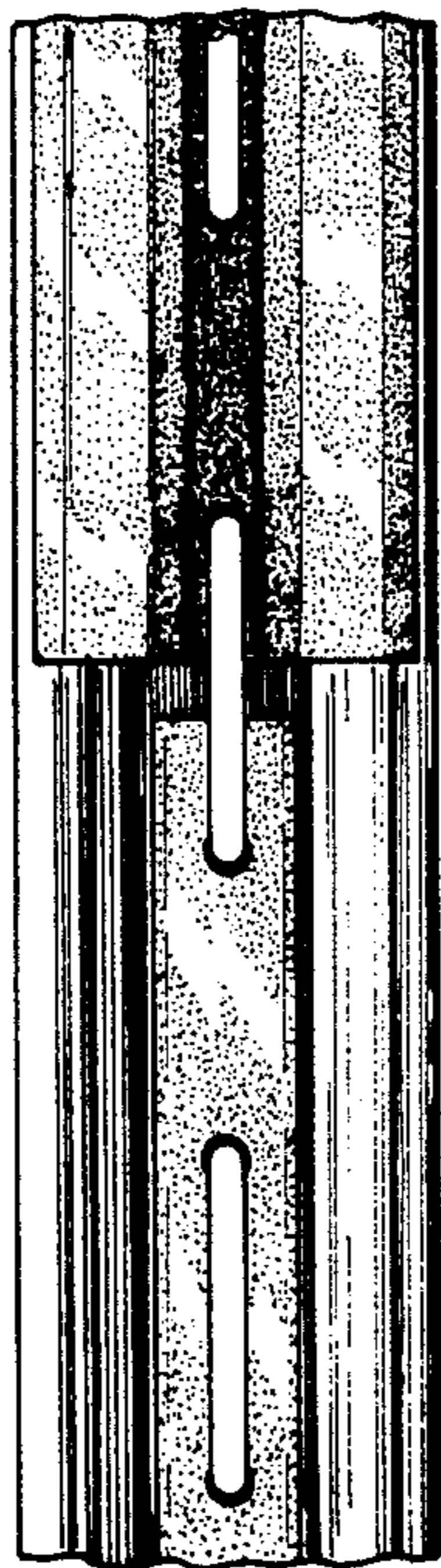


FIG. - 2

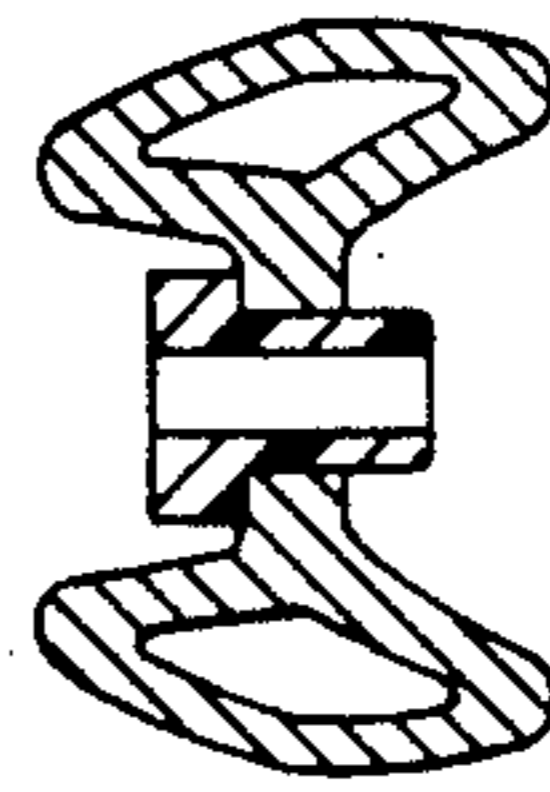


FIG. - 3




FIG. - 4