

[54] TELEPHONE SET

[75] Inventor: Giovanni Offredi, Milan, Italy

[73] Assignee: Industrie FACE STANDARD SpA, Milan, Italy

[**] Term: 14 Years

[21] Appl. No.: 765,024

[22] Filed: Aug. 12, 1985

[30] Foreign Application Priority Data

Feb. 13, 1985 [IT] Italy 20781/75[U]

[52] U.S. Cl. D14/53; D14/57

[58] Field of Search D14/53, 52, 62, 63, D14/57; 179/179, 100 R, 100 C, 100 D, 100 L, 101, 103

[56] References Cited

U.S. PATENT DOCUMENTS

D. 246,651	12/1977	Morrison et al.	D14/58 X
D. 258,283	2/1981	Stoddard	D14/58 X
D. 261,139	10/1981	Jakobsen	D14/58 X
D. 264,338	5/1982	Sharp et al.	D14/53 X
D. 279,004	5/1985	Ryan	D14/63

OTHER PUBLICATIONS

Philips Telecomm Review, vol. 40, No. 4, Dec. 1982: KT20 Phone Terminals at p. 327; FIG. 1.

New York Times, 7-16-85: p. D11: Vantage 8 Phone System.

B. A. Pargh Co. Inc. Catalog 1983 ©: at p. 40 Mura Phone #SA50: also on p. 7; "WebCor" Zip, Models 9872T & 787 WEB.

Radio Shack 1984 Cat. ©1983: at p. 97: "OmoFone" 161 & 140.

Primary Examiner—Wallace R. Burke

Assistant Examiner—Horace B. Fay

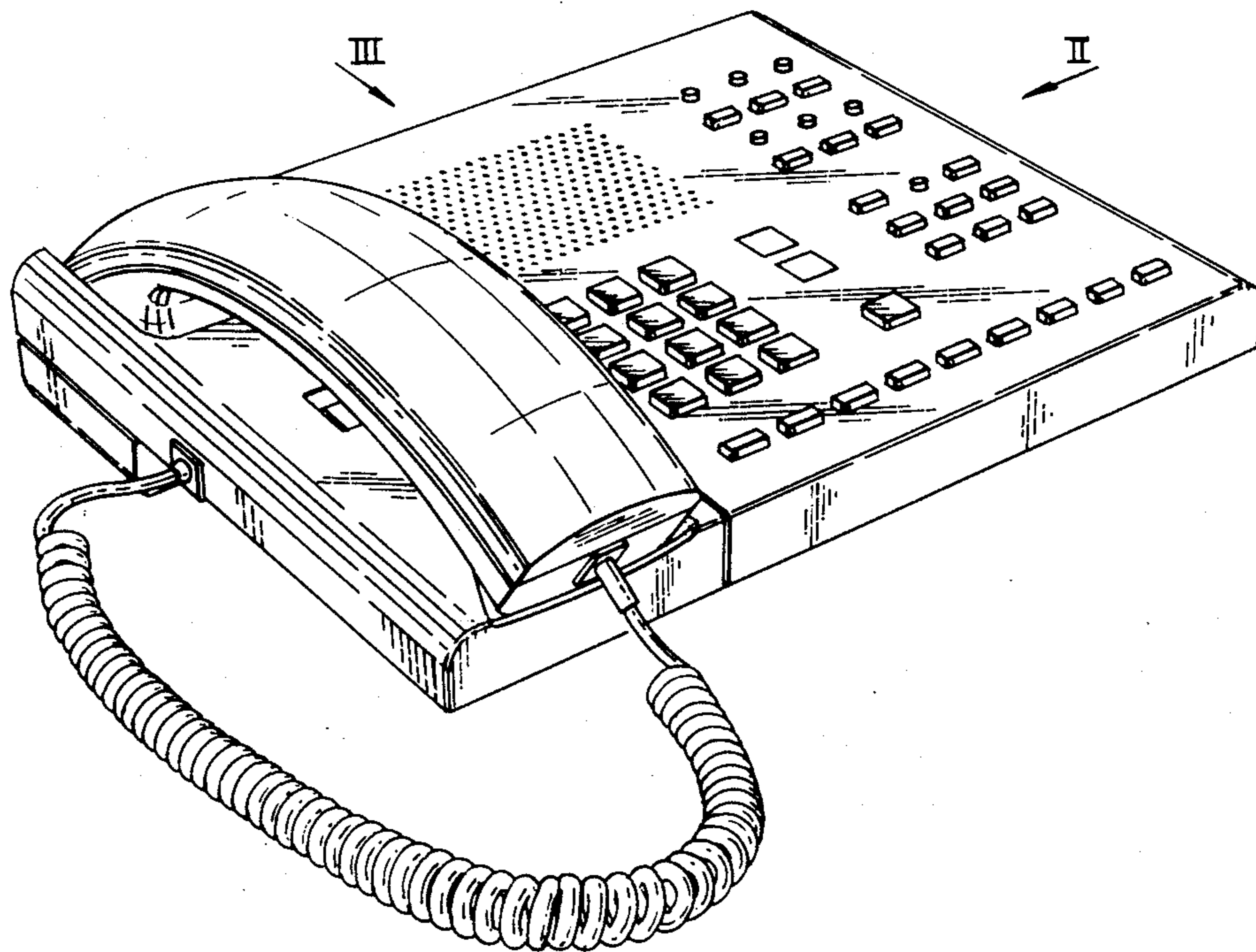
Attorney, Agent, or Firm—Spencer & Frank

[57] CLAIM

The ornamental design for a telephone set, as shown.

DESCRIPTION

FIG. 1 is a left side, partial top, and front isometric view of a telephone set showing my new design; FIG. 2 is a right side elevational view thereof, taken from the direction of arrow II of FIG. 1; and FIG. 3 is a rear elevational view thereof, taken from the direction of arrow III in FIG. 1.



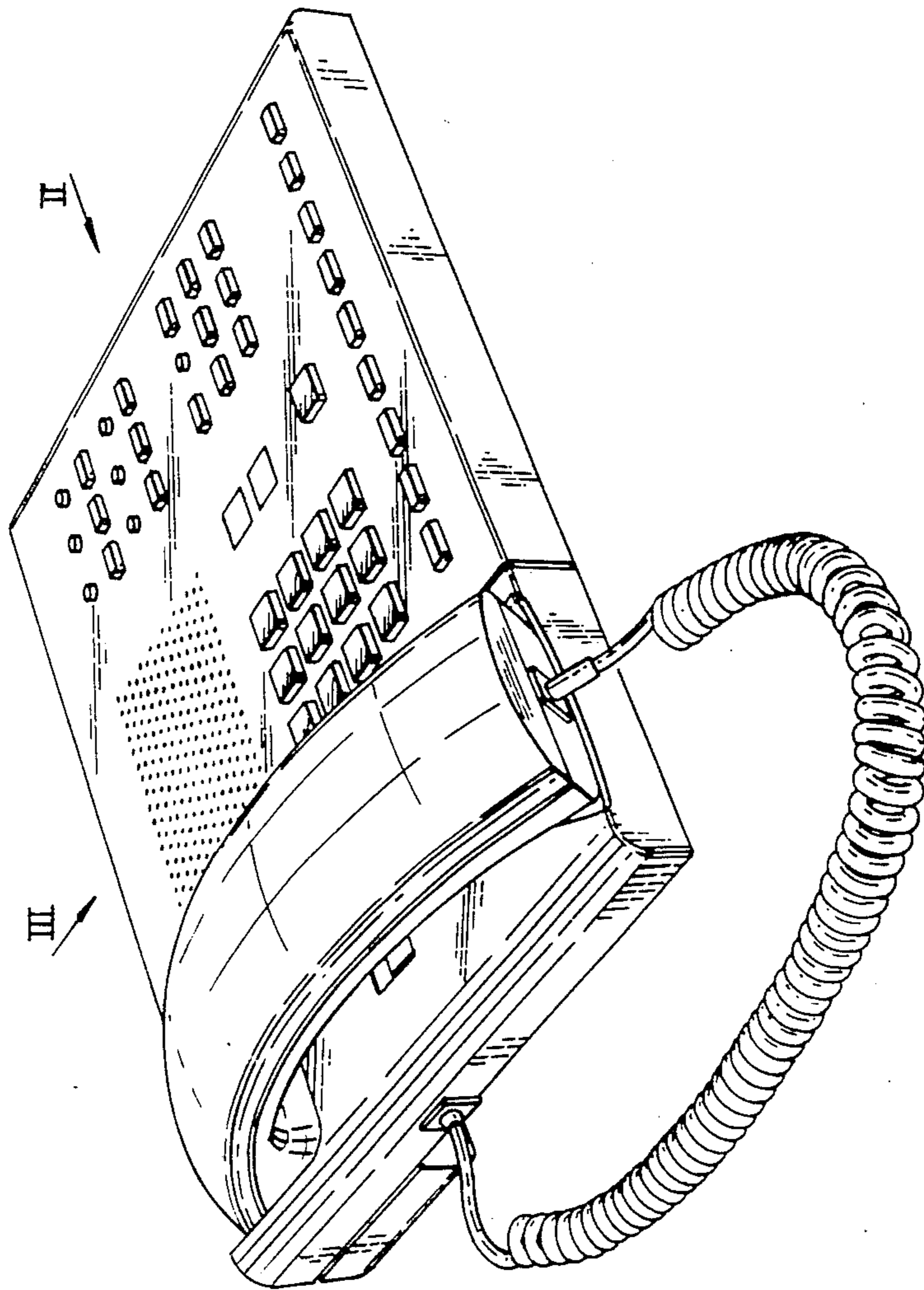


Fig. 1.

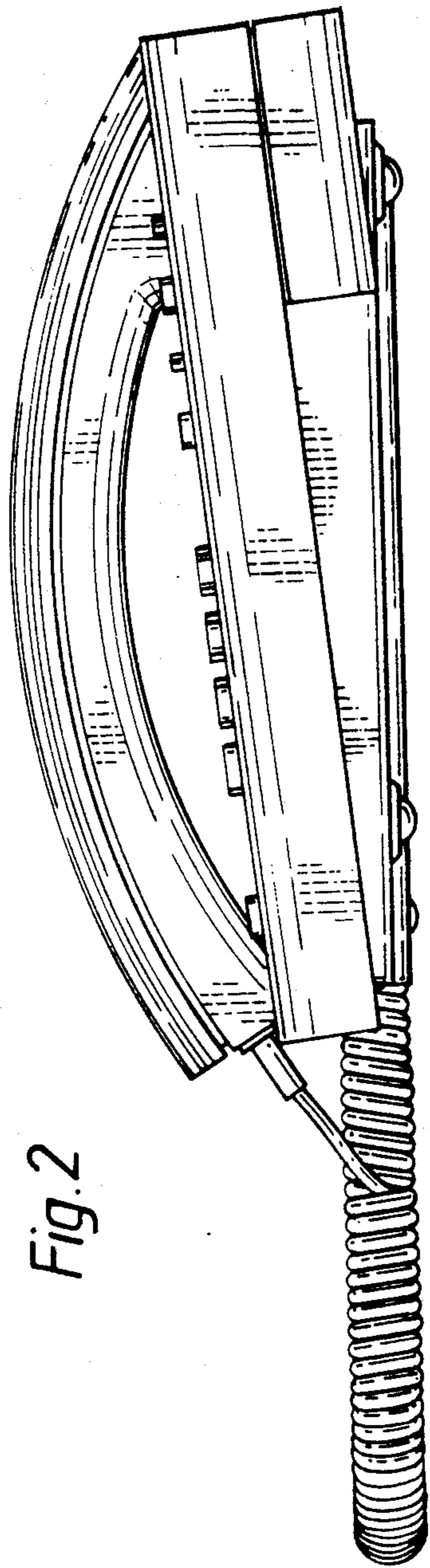


Fig. 2

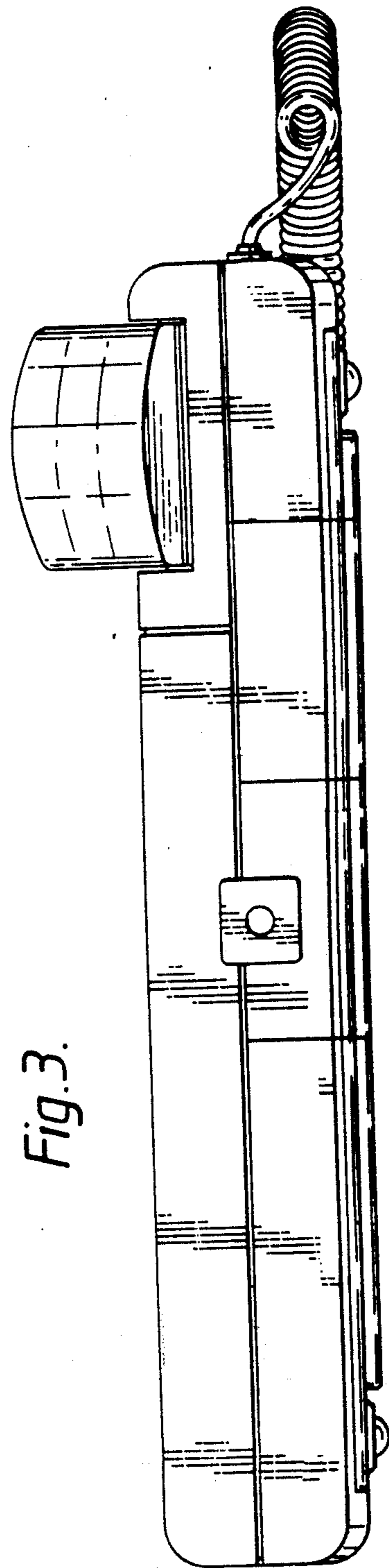


Fig. 3.