

[54] **CLOCK BASE**

[76] **Inventor: Roy R. Cunningham, 20349 NE.
Sandy Blvd., Troutdale, Oreg. 97220**

[**] **Term: 14 Years**

[21] **Appl. No.: 701,042**

[22] **Filed: Feb. 12, 1985**

[52] **U.S. Cl. D10/128; D10/122**

[58] **Field of Search D10/1, 128, 122;
368/316, 317, 23, 26**

[56] **References Cited**

U.S. PATENT DOCUMENTS

D. 94,765	3/1935	Irelan	D10/128
D. 96,159	7/1935	Carlson	D10/128
D. 214,703	7/1969	Kiven	D16/44
594,309	11/1897	Wright	368/317
2,181,753	11/1939	Wewetzer	368/316
2,814,927	12/1957	Steimann	D10/1 X

4,491,425 1/1985 Young-Koo 368/317

FOREIGN PATENT DOCUMENTS

1342899 10/1963 France 368/317

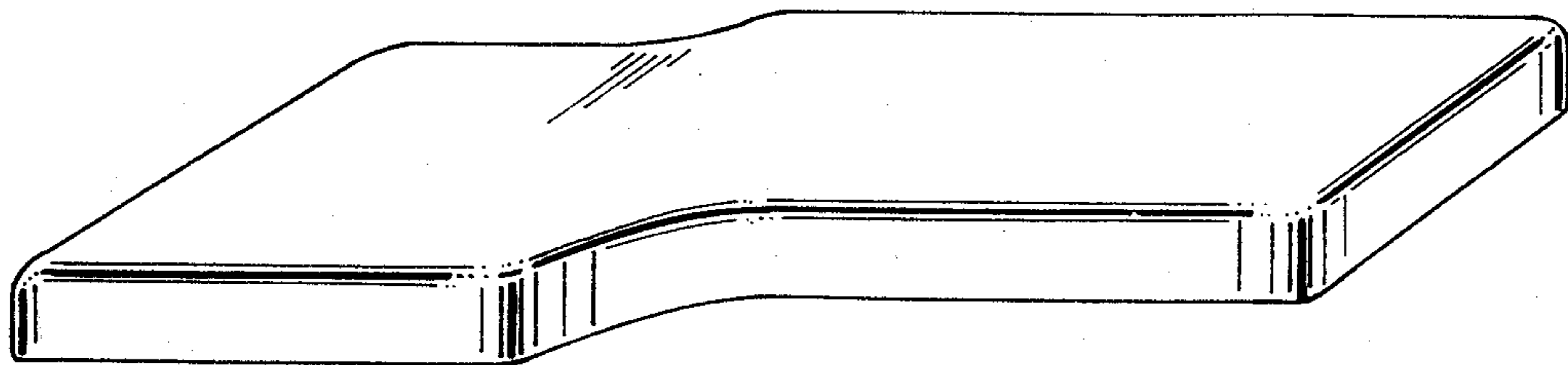
Primary Examiner—Nelson C. Holtje
Attorney, Agent, or Firm—G. H. Dunsmuir

[57] **CLAIM**

The ornamental design for a clock base, as shown and described above.

DESCRIPTION

FIG. 1 is a top and right front perspective view of a clock base showing my new design;
FIG. 2 is a top plan view thereof;
FIG. 3 is a front elevational view thereof, the rear being substantially similar;
FIG. 4 is a left side elevational view thereof;
FIG. 5 is a right side elevational view thereof;
FIG. 6 is a bottom plan view thereof.



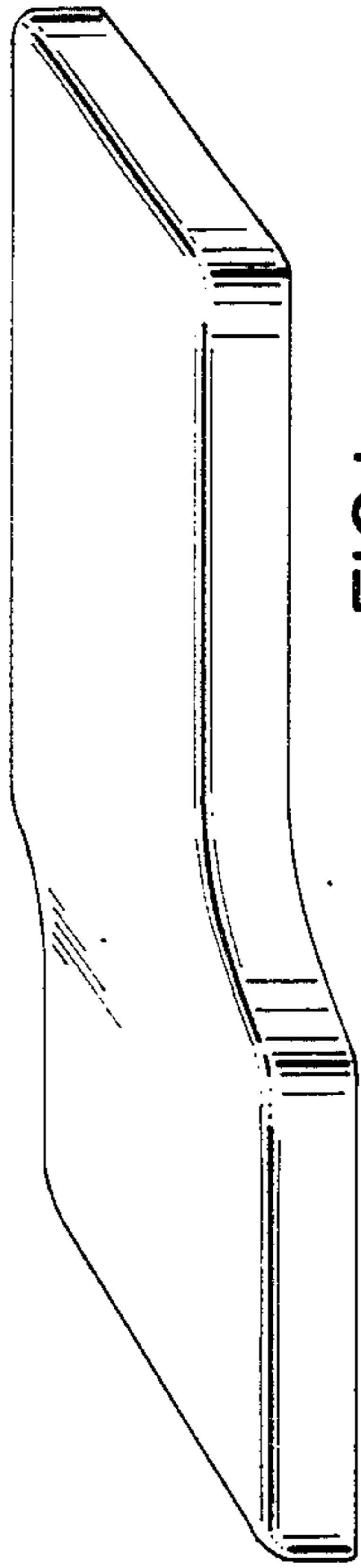


FIG. 1

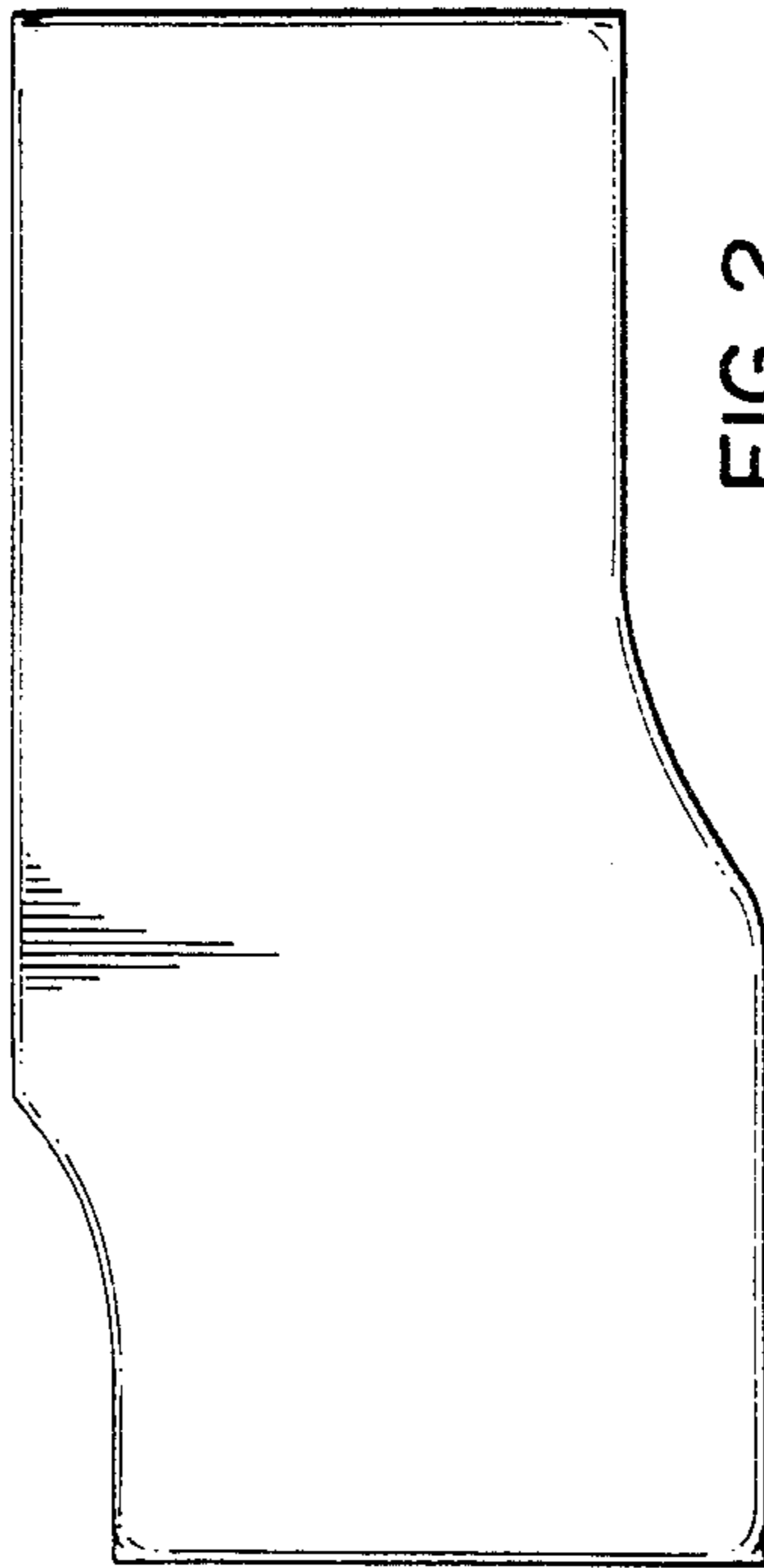


FIG. 2

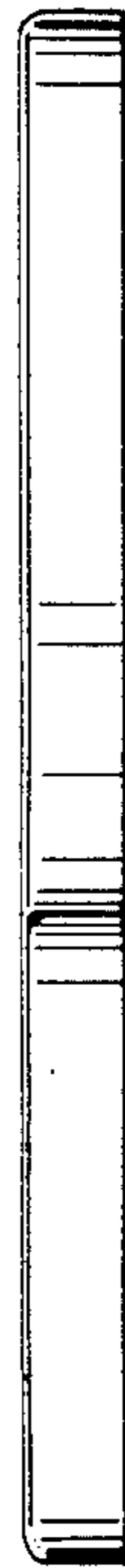


FIG. 3



FIG. 4



FIG. 5

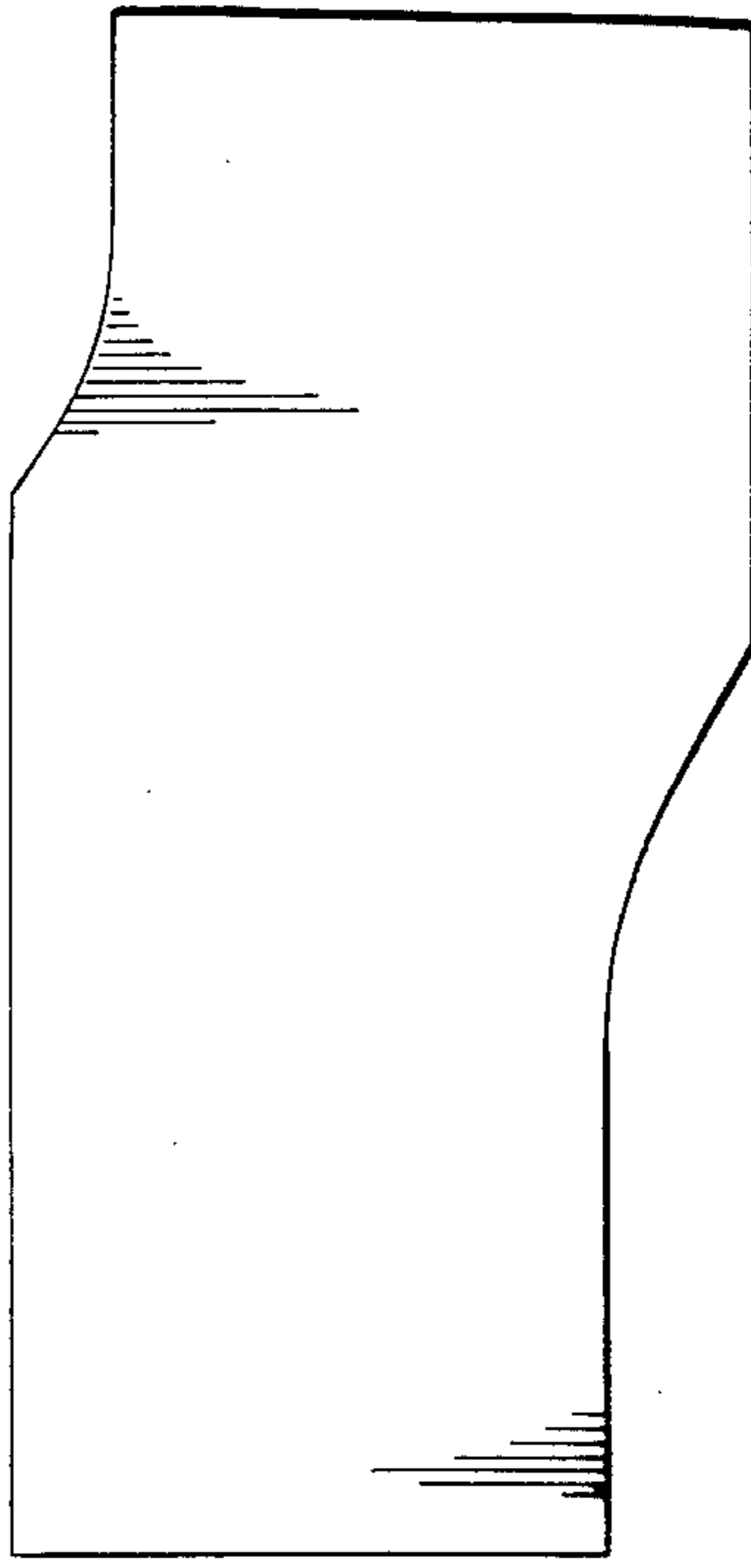


FIG. 6