

[54] SPARK PLUG PACKAGE

[75] Inventor: Donald H. Lotterer, Cincinnati, Ohio

[73] Assignee: The C. W. Zumbiel Company, Cincinnati, Ohio

[**] Term: 14 Years

[21] Appl. No.: 698,891

[22] Filed: Feb. 6, 1985

[52] U.S. Cl. D9/345; D9/415

[58] Field of Search 206/495, 460, 462, 471; D9/415, 424, 425, 345

[56] References Cited

U.S. PATENT DOCUMENTS

D. 178,030	6/1956	Westerman .	
D. 185,890	8/1959	Barton .	
D. 190,394	5/1961	Robinson .	
D. 190,395	5/1961	Robinson .	
D. 190,396	5/1961	Robinson .	
D. 196,988	11/1963	Wills, Jr. et al.	D9/345
D. 197,862	3/1964	Wills, Jr. et al.	D9/345
D. 197,863	3/1964	Wills, Jr. et al.	D9/345
D. 222,581	11/1971	Nakakuma	D9/415 X
D. 226,950	5/1973	Sirago	D9/345 X
D. 236,805	9/1975	Davis et al.	D9/345
D. 244,428	5/1977	Gardner	D9/415
3,104,172	9/1963	Wizelman .	

- 3,211,503 10/1965 Barnes .
- 3,356,210 12/1967 Lilly .
- 3,371,777 3/1968 Lilly .
- 4,000,580 1/1977 Biehl .

Primary Examiner—Robert C. Spangler
Attorney, Agent, or Firm—Wood, Herron & Evans

[57] CLAIM

The ornamental design for a spark plug package, as shown and described.

DESCRIPTION

FIG. 1 is a top plan view of a spark plug package showing my new design;
 FIG. 2 is a side elevational view, the opposite side being a mirror image thereof;
 FIG. 3 is a bottom plan view;
 FIG. 4 is a front elevational view;
 FIG. 5 is a rear elevational view on a reduced scale;
 FIG. 6 is a top plan view showing a modified form of my new design;
 FIG. 7 is a side elevational view, the opposite side being a mirror image thereof;
 FIG. 8 is a bottom plan view; and
 FIG. 9 is a front elevational view thereof.
 The rear of the second embodiment is the same in appearance as the rear of the first embodiment seen in FIG. 5.

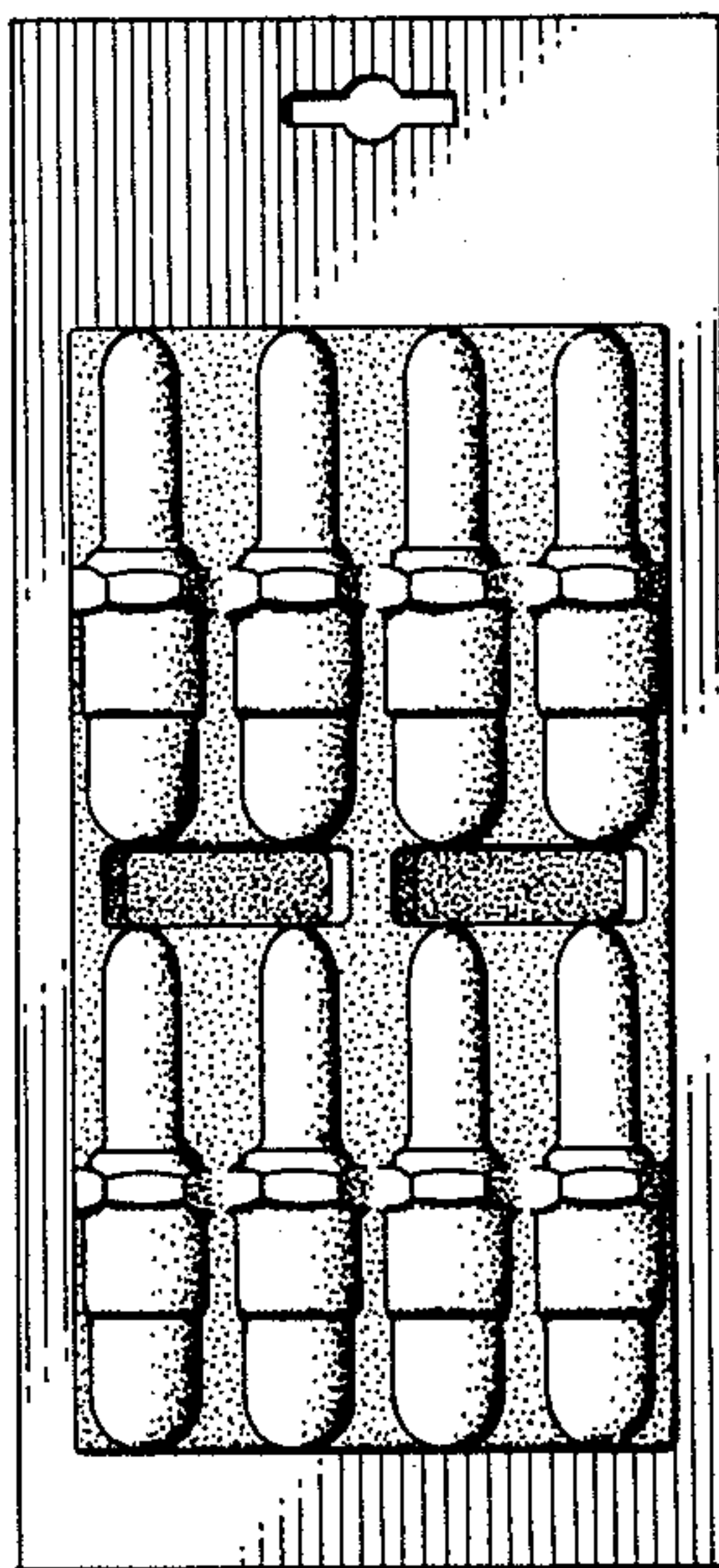




FIG. 1

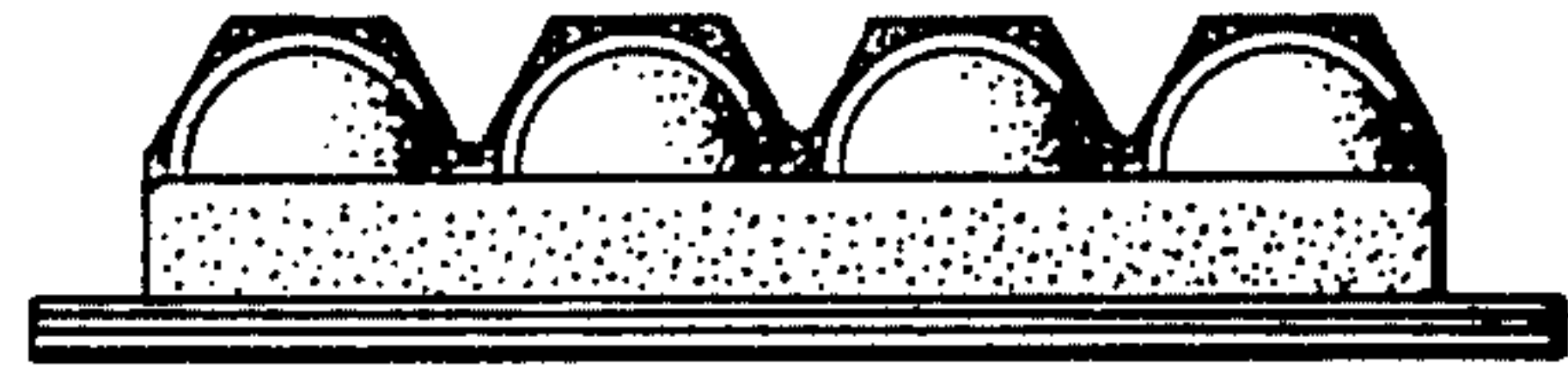


FIG. 3

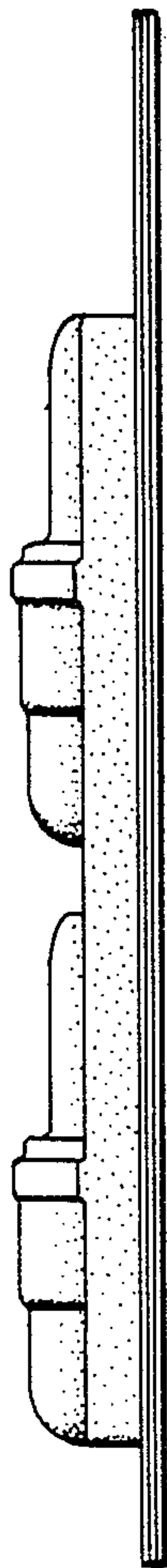


FIG. 2

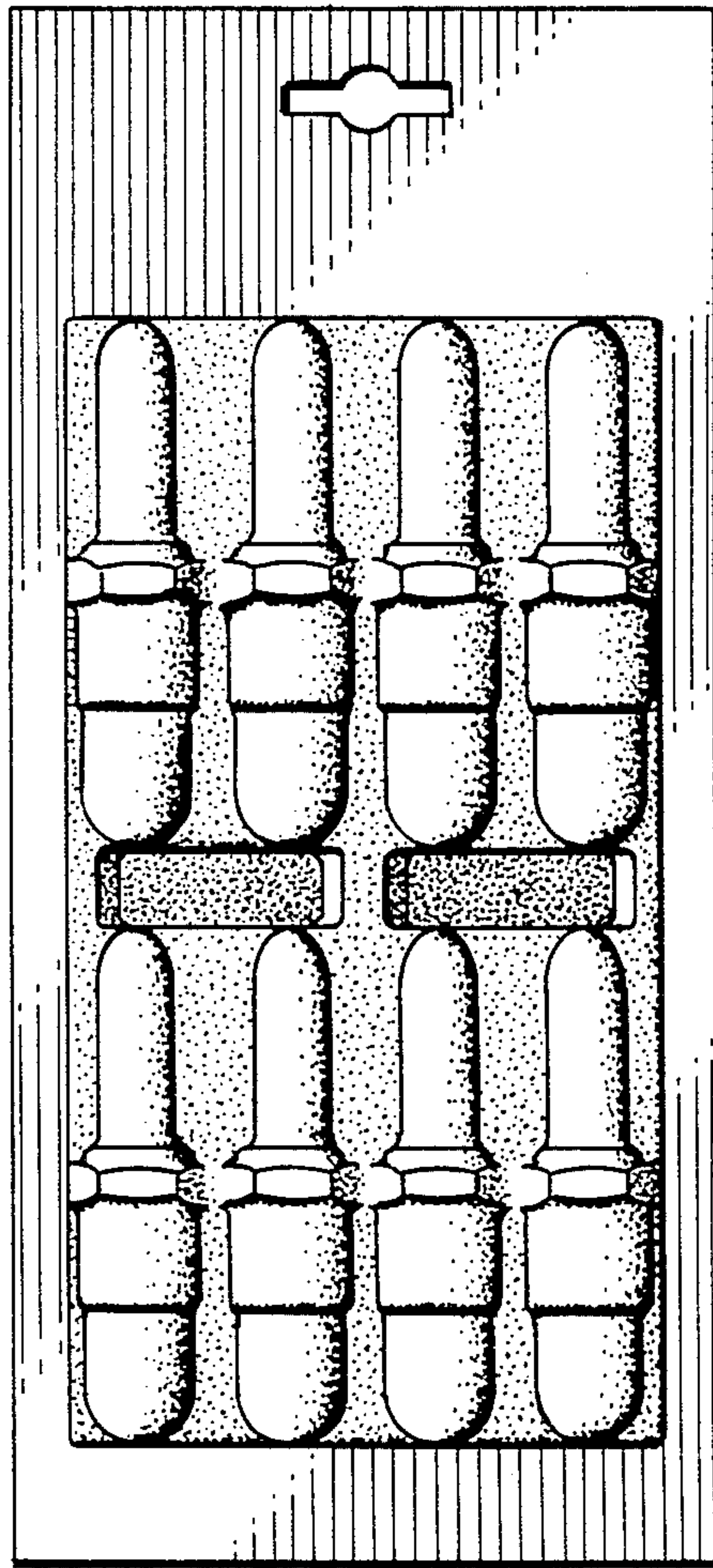


FIG. 4

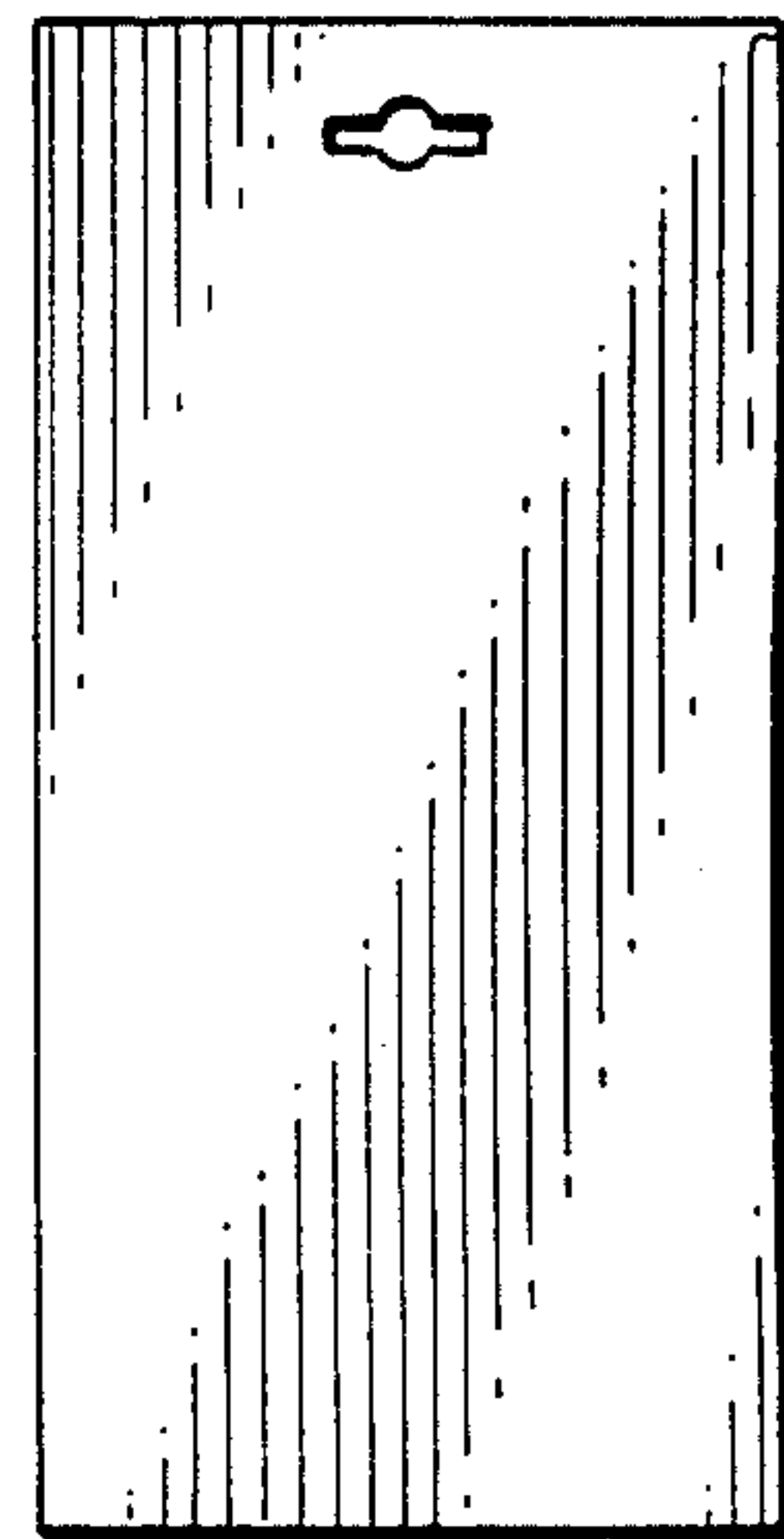


FIG. 5



FIG. 6



FIG. 8

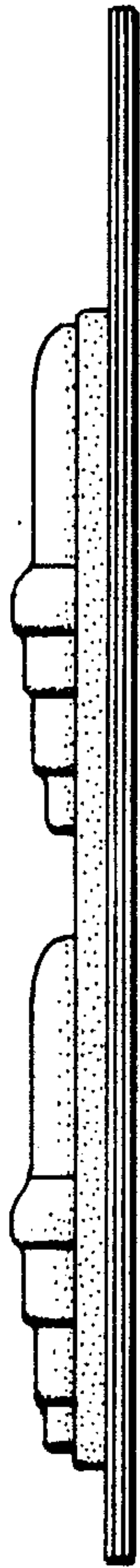


FIG. 7

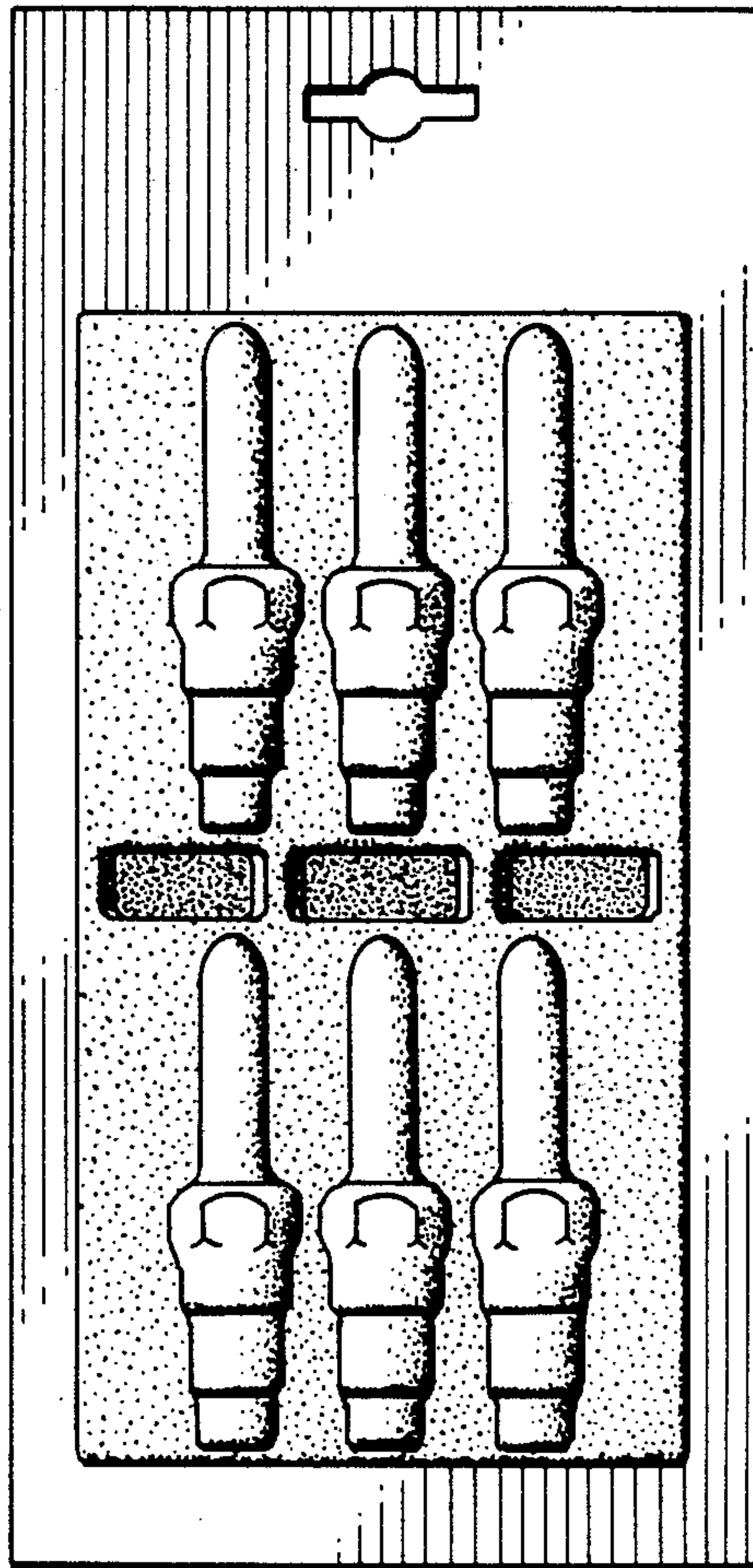


FIG. 9