

[54] VEHICULAR BOX FOR TOYS OR SIMILAR ARTICLE

[76] Inventor: Laurie A. Stambler, 9609 Grandhaven Ave., Upper Marlboro, Md. 20772

[\*\*] Term: 14 Years

[21] Appl. No.: 592,897

[22] Filed: Mar. 23, 1984

[52] U.S. Cl. .... D3/40; D21/59

[58] Field of Search ..... D3/40; D12/155; D6/432, D6/447; D21/59, 128, 159; 206/335; 224/275, 311

[56] References Cited

U.S. PATENT DOCUMENTS

D. 208,217	8/1967	Castloo .....	D3/40
D. 232,871	9/1974	George et al. ....	D3/40
D. 239,574	4/1976	Shanklin .....	D3/40
D. 240,869	8/1976	Marr .....	D3/40
2,615,493	10/1952	Hunter .	
3,061,394	10/1962	Whetstone .	
3,164,408	1/1965	Bassett .	

3,309,135	3/1967	Jannetto .	
3,561,589	2/1971	Larkin .....	D12/155
4,106,829	8/1978	Dolle et al. .	
4,359,004	11/1982	Chappell .	

OTHER PUBLICATIONS

Lyon Steel Equipment Catalog, RCU9 7-1949, p. 37, #3160, Tool Stand.

Primary Examiner—Charles A. Rademaker  
Attorney, Agent, or Firm—Saidman, Sterne, Kessler & Goldstein

[57] CLAIM

The ornamental design for a vehicular box for toys or similar article, substantially as shown and described.

DESCRIPTION

FIG. 1 is a perspective view of a vehicular box for toys or similar article showing my new design; FIG. 2 is a top plan view thereof; FIG. 3 is a front elevational view thereof; FIG. 4 is a side elevational view thereof; FIG. 5 is a rear elevational view thereof; and FIG. 6 is a bottom plan view thereof.

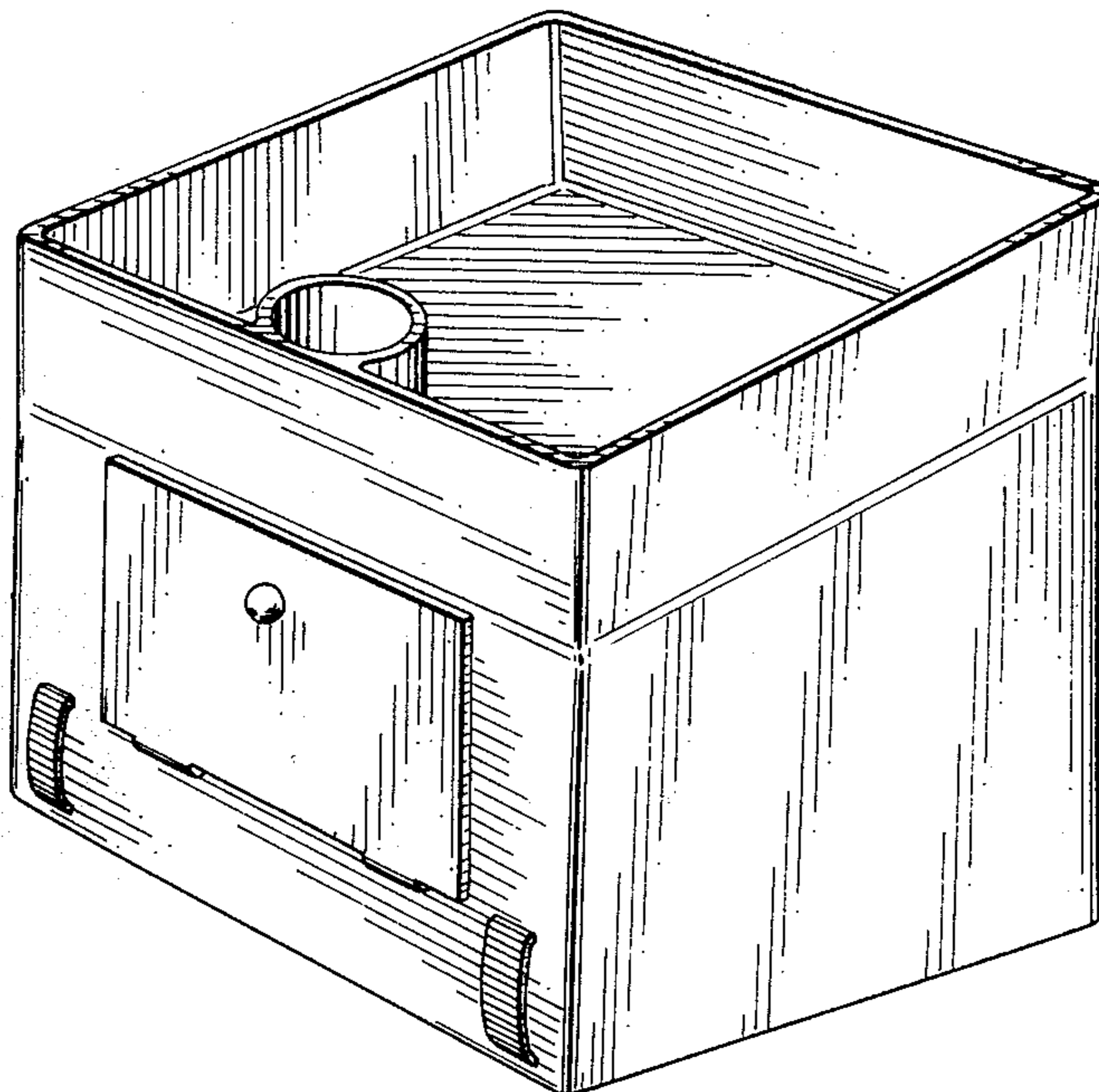


FIG. 1

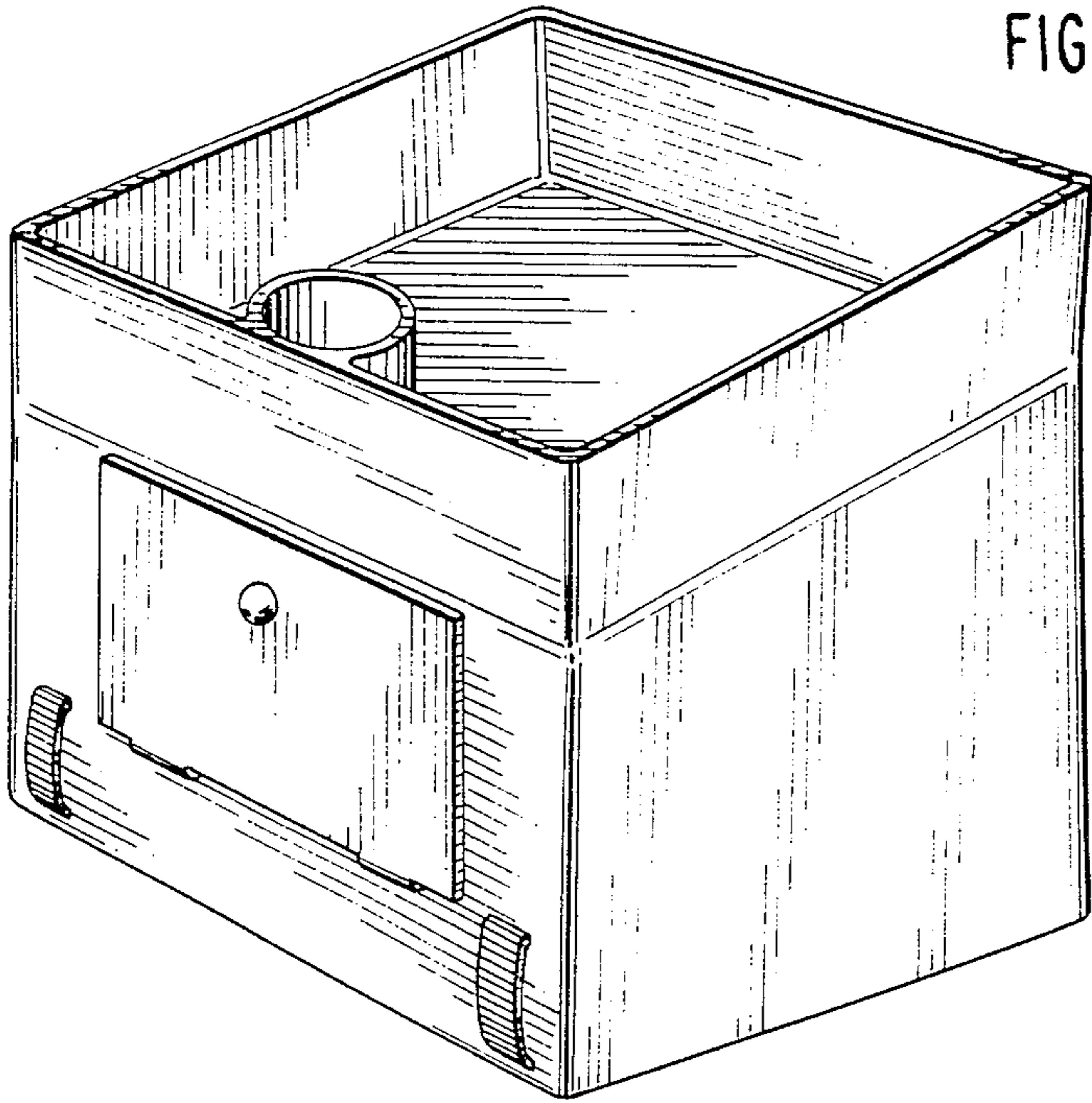


FIG. 2




FIG. 3




FIG. 4

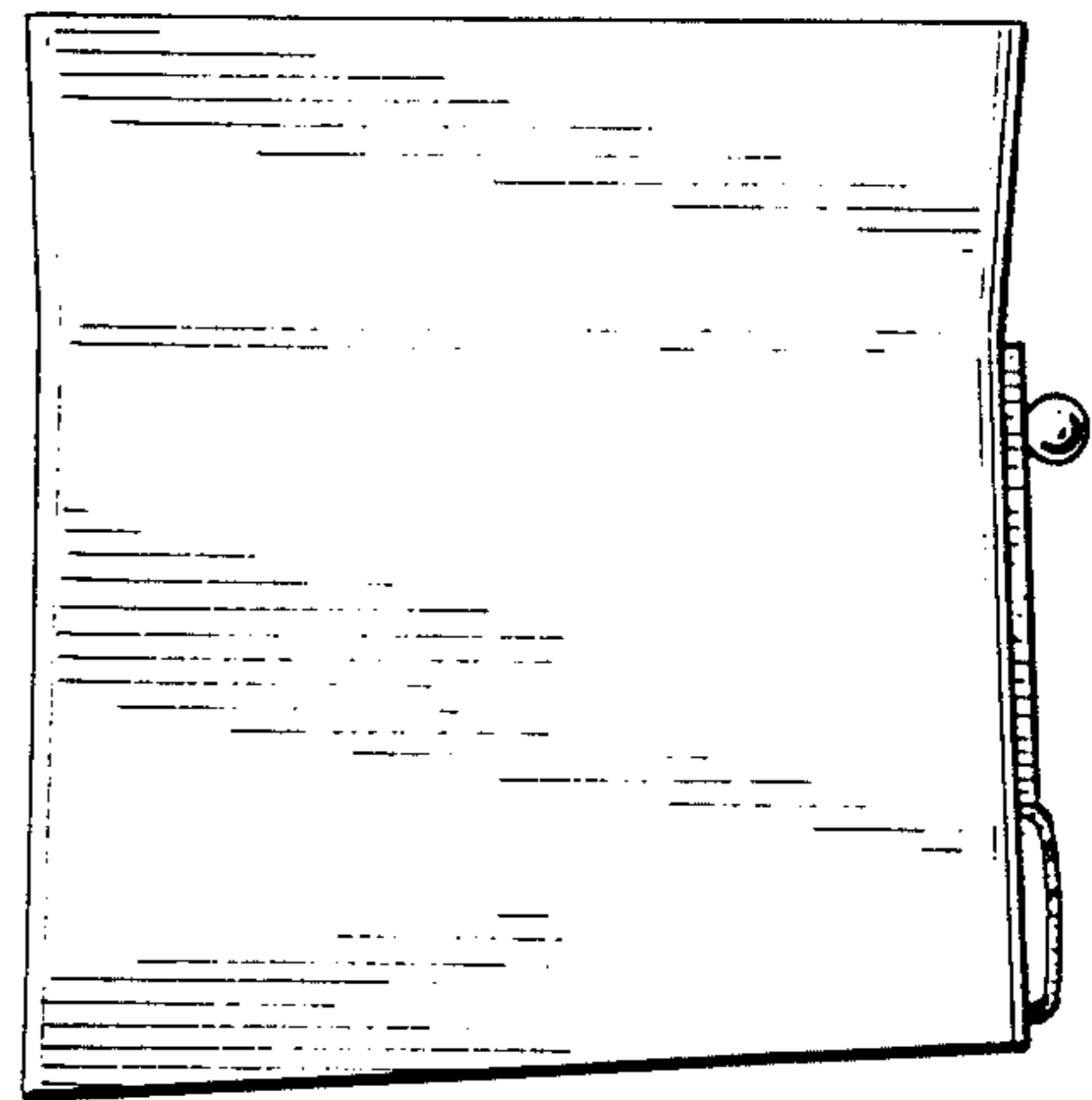


FIG. 5




FIG. 6

