

[54] DENTAL LOCKING PIN

[76] Inventor: Bernard Weissman, 225 E. 48th St., New York, N.Y. 10017

[\*\*] Term: 14 Years

[21] Appl. No.: 708,966

[22] Filed: Mar. 6, 1985

[52] U.S. Cl. .... D24/10

[58] Field of Search ..... D24/4-5, D24/10-16; D8/382, 387; 411/378, 396; 433/74, 174, 220-221, 225

[56] References Cited

U.S. PATENT DOCUMENTS

D. 264,125	4/1982	Biggs	.....	D24/10
2,536,669	1/1951	Than-Jensen	.....	433/221
3,727,314	4/1973	De Angeles et al.	.....	433/150
3,949,476	4/1976	Kahn	.....	433/220

4,348,183	9/1982	Weissman	.....	433/174 X
4,480,997	11/1984	Deutsche	.....	433/221
4,486,178	12/1984	Schulte	.....	433/174 X
4,571,187	2/1986	Weissman	.....	433/221


Primary Examiner—Wallace R. Burke  
Assistant Examiner—Brian N. Vinson  
Attorney, Agent, or Firm—Goodman & Teitelbaum

[57] CLAIM

The ornamental design for a dental locking pin, as shown and described.

DESCRIPTION

FIG. 1 is a top plan view of a dental locking pin showing my new design;  
FIG. 2 is a front elevational view thereof, the rear being substantially similar in appearance;  
FIG. 3 is a side elevational view thereof, the opposite side being substantially similar in appearance; and  
FIG. 4 is a bottom plan view thereof.



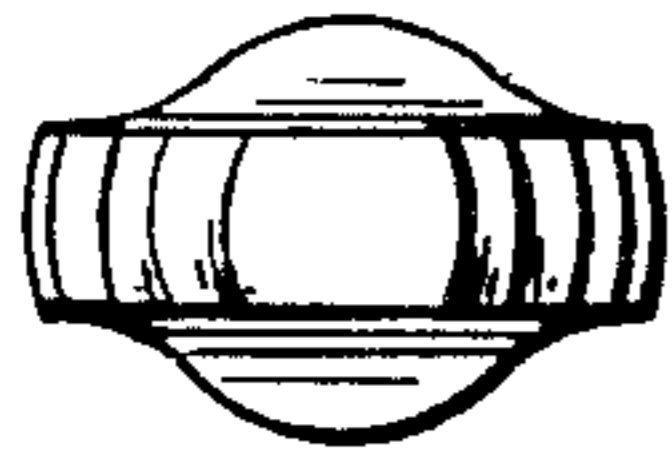


FIG. 1

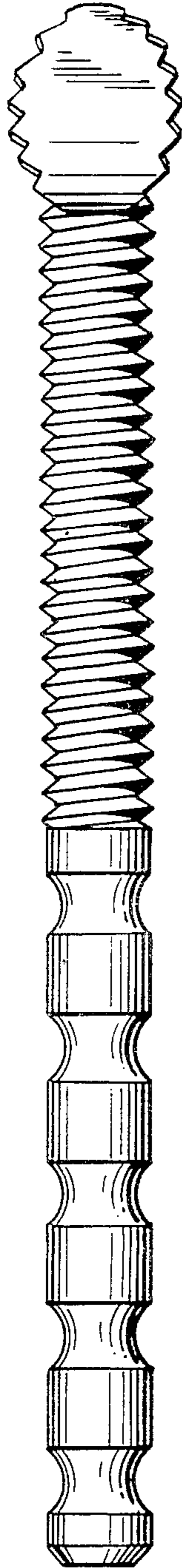


FIG. 2

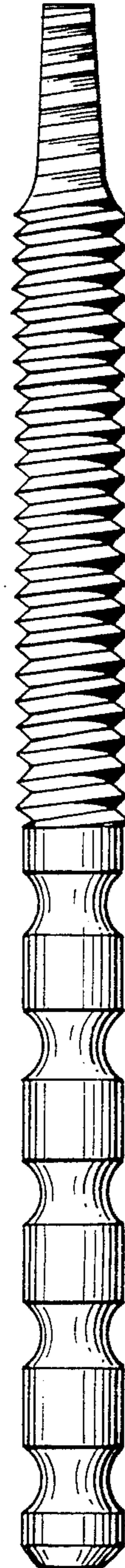


FIG. 3



FIG. 4