

# United States Patent [19]

Weissman

[11] Patent Number: **Des. 290,506**

[45] Date of Patent: **\*\* Jun. 23, 1987**

[54] **VENTED DENTAL PIN**

[76] Inventor: **Bernard Weissman, 225 E. 48th St.,  
New York, N.Y. 10017**

[\*\*] Term: **14 Years**

[21] Appl. No.: **708,964**

[22] Filed: **Mar. 6, 1985**

[52] U.S. Cl. .... **D24/10**

[58] Field of Search ..... **D24/4-5,  
D24/10-16; D8/382, 387; 411/378, 396;  
433/74, 174, 220-221, 225**

[56] **References Cited**

**U.S. PATENT DOCUMENTS**

D. 264,125	4/1982	Biggs	.....	D24/10
2,536,669	1/1951	Than-Jensen	.....	433/221
3,727,314	4/1973	De Angeles et al.	.....	433/150
3,949,476	4/1976	Kahn	.....	433/220
4,348,183	9/1982	Weissman	.....	433/174 X

4,480,997	11/1984	Deutsch	.....	433/221
4,486,178	12/1984	Schulte	.....	433/174 X
4,571,187	2/1986	Weissman	.....	433/221

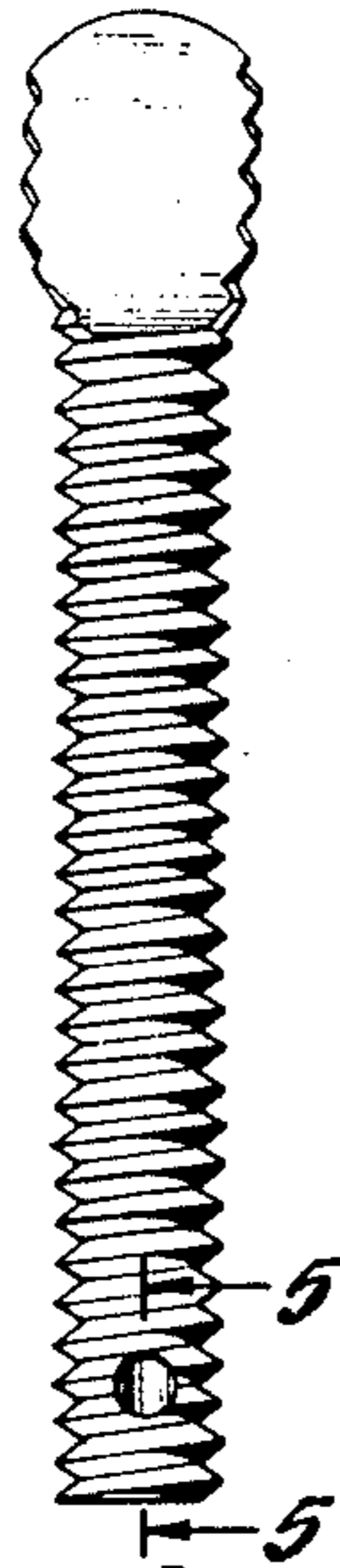
*Primary Examiner*—Wallace R. Burke  
*Assistant Examiner*—Brian N. Vinson  
*Attorney, Agent, or Firm*—Goodman & Teitelbaum

[57] **CLAIM**

The ornamental design for a vented dental pin, as shown and described.

**DESCRIPTION**

FIG. 1 is a top plan view of a vented dental pin, showing my new design;  
FIG. 2 is a front elevational view thereof, the rear being substantially similar in appearance;  
FIG. 3 is a side elevational view thereof, the opposite side being substantially similar in appearance; and  
FIG. 4 is a bottom plan view thereof; and  
FIG. 5 is a sectional view taken along line 5—5 of FIG. 2.



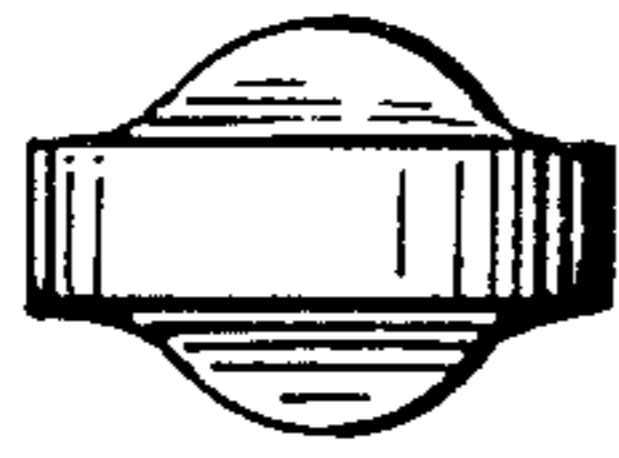


FIG. 1




FIG. 2

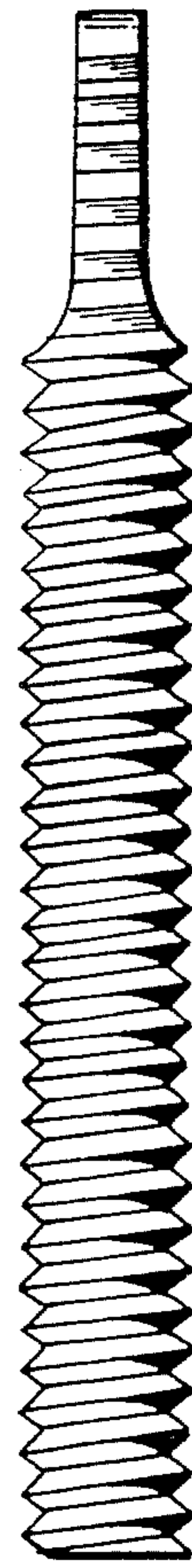


FIG. 3

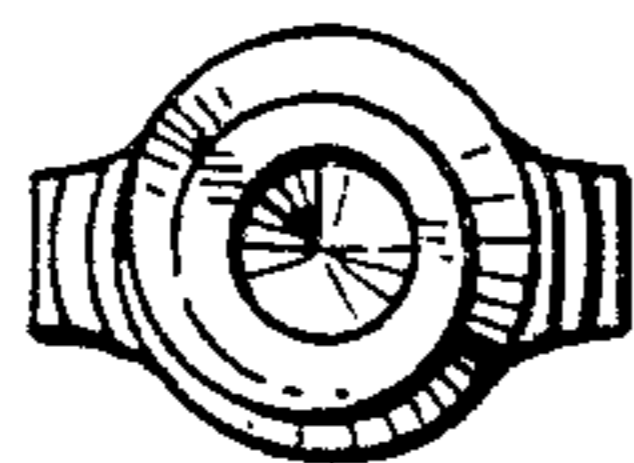


FIG. 4




FIG. 5