

[54] ULTRASONIC HUMIDIFIER

[75] Inventors: James D. Griffis, Norton, Ohio; Masayuki Morimoto, Tokyo, Japan

[73] Assignee: Douglas Products A Scott Fetzer Company, Twinsburg, Ohio

[\*\*] Term: 14 Years

[21] Appl. No.: 675,646

[22] Filed: Nov. 28, 1984

[30] Foreign Application Priority Data

Oct. 8, 1984 [JP] Japan ..... 59-41924

[52] U.S. Cl. .... D23/146

[58] Field of Search ..... D23/146-148; 219/271-276, 360, 362; 98/30; 261/24, 29, 95, 99, DIG. 17, DIG. 42, DIG. 48, DIG. 65; 239/34, 136; 312/31, 31.01-31.03

[56] References Cited

U.S. PATENT DOCUMENTS

- D. 258,758 3/1981 Johnson ..... D23/146
- D. 281,101 10/1985 Tsuji ..... D23/149
- 2,211,407 8/1940 Christensen ..... D23/148 X
- 3,253,820 5/1966 Seil ..... 261/29 X

OTHER PUBLICATIONS

Sweets Catalogue File-1982-vol. 2, §15.3-Carrier Heat Pumps, #388Q, p. 2.

Electrical Merchandising Week, 6/5/1961, General Electric Air Purifier, p. 38.

Primary Examiner—Wallace R. Burke

Assistant Examiner—Brian N. Vinson

Attorney, Agent, or Firm—Lowe, Price, LeBlanc, Becker & Shur

[57] CLAIM

The ornamental design for an ultrasonic humidifier, as shown and described.

DESCRIPTION

FIG. 1 is a front elevational view of an ultrasonic humidifier showing our new design;

FIG. 2 is a right side elevational view thereof;

FIG. 3 is a rear elevational view thereof;

FIG. 4 is a left side elevational view thereof;

FIG. 5 is a top plan view thereof;

FIG. 6 is a bottom plan view thereof; and

FIG. 7 is a top and front perspective view thereof.

The broken line showing of elements visible on the control panel is for illustrative purposes only and forms no part of the claimed design.




FIG. 1

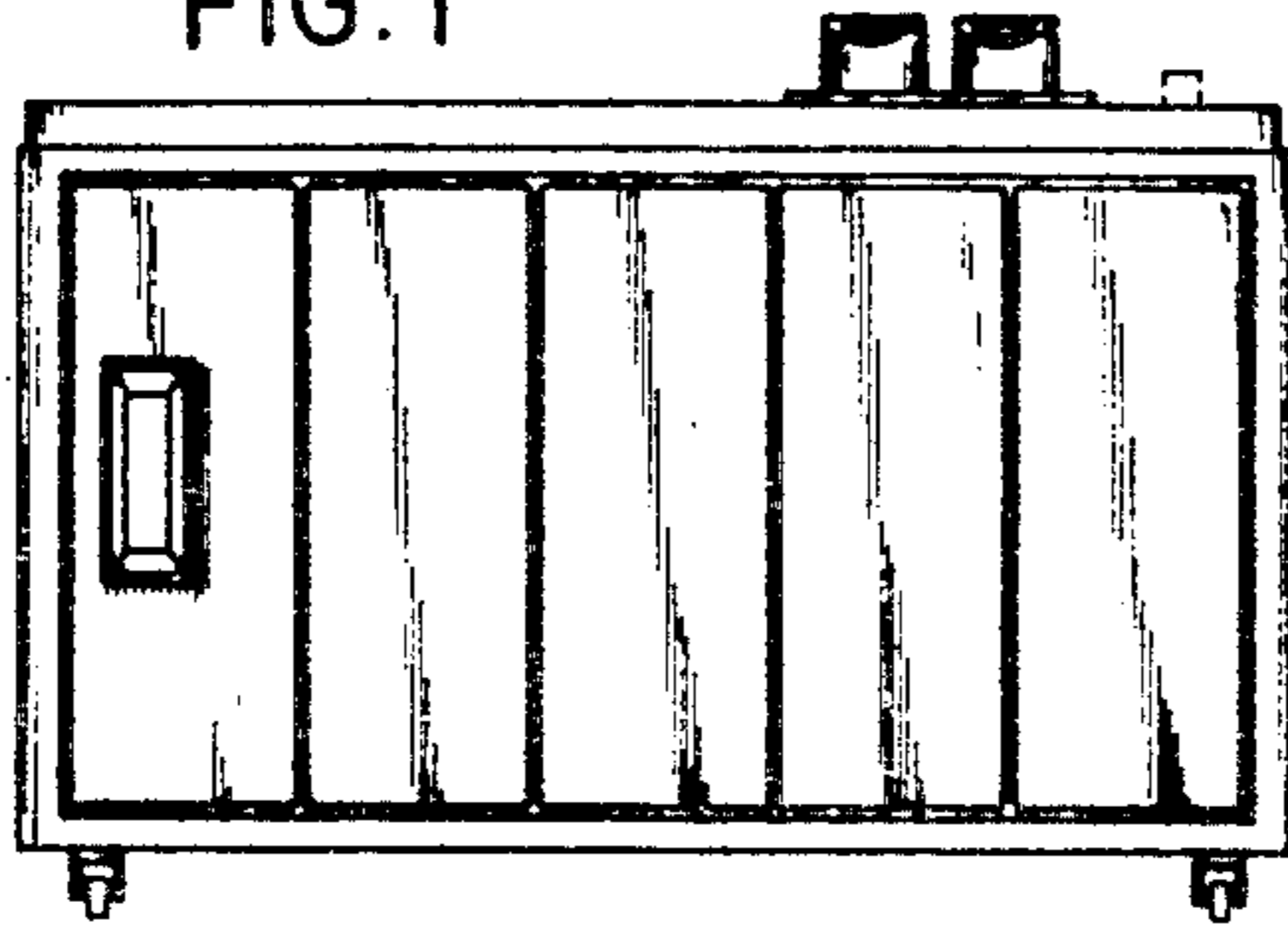


FIG. 2




FIG. 3

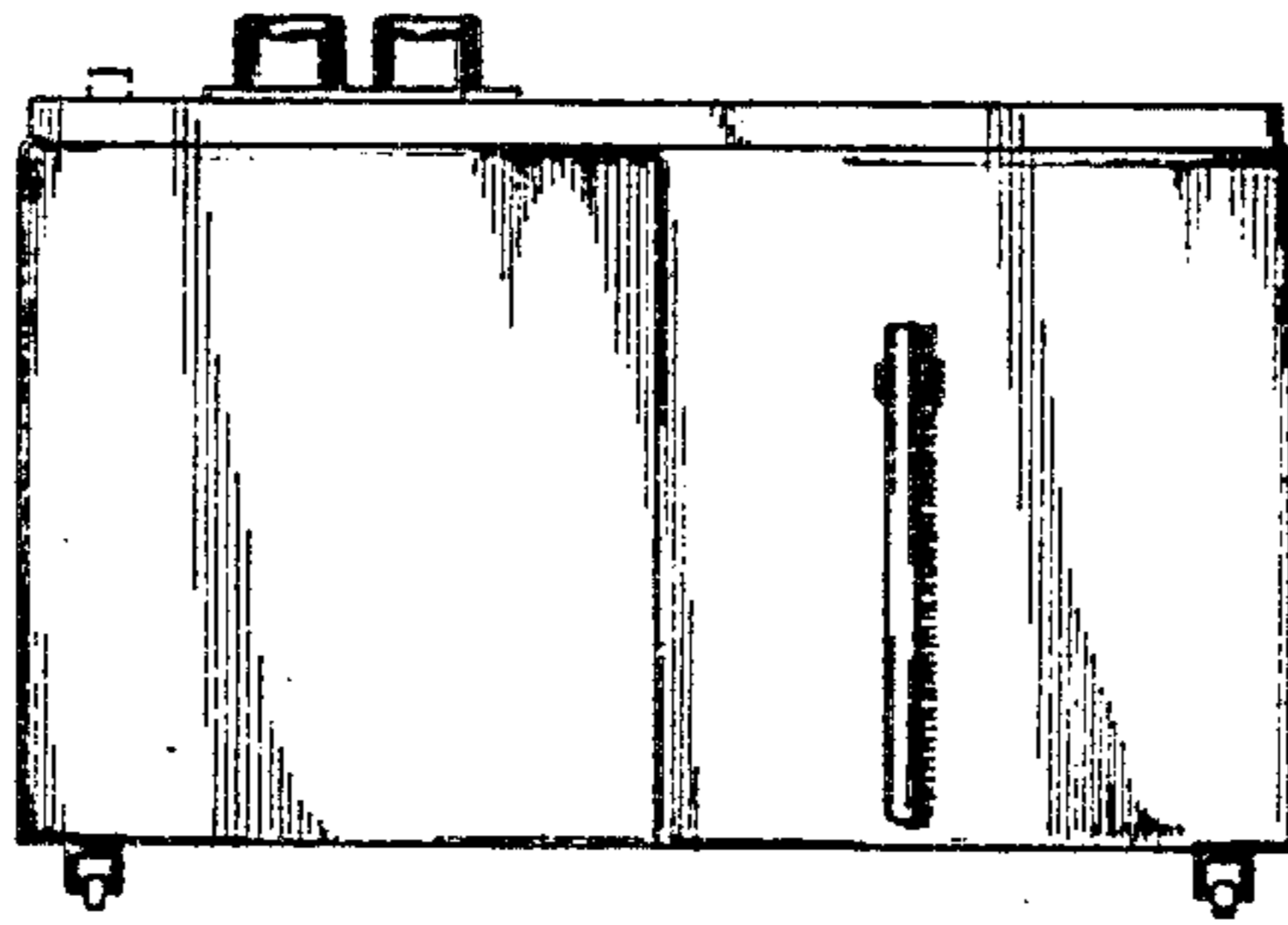


FIG. 4




FIG. 5

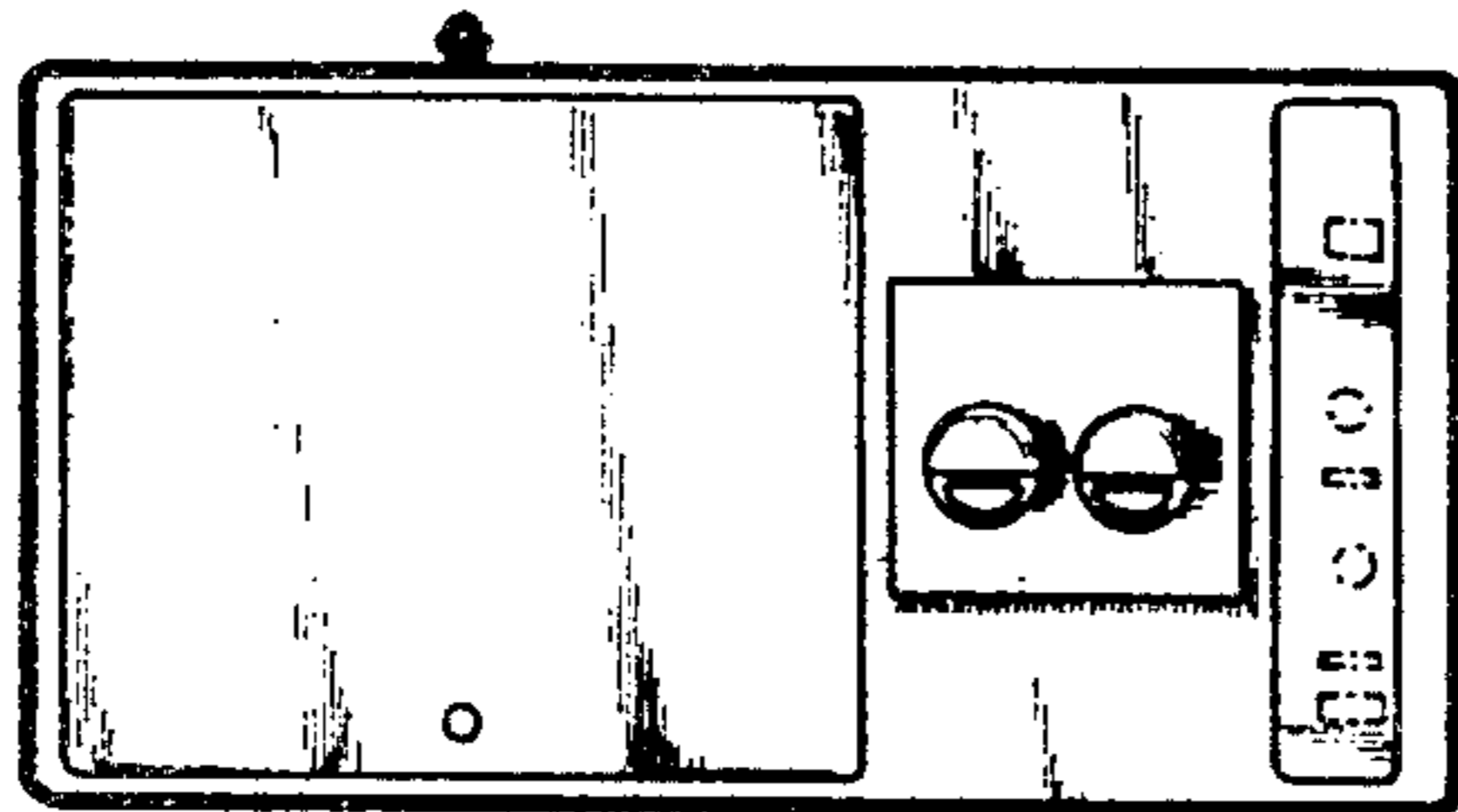


FIG. 6




FIG. 7

