

[54] **TWO-HANDLED CUE STICK**

[76] **Inventor: Glenn Reynolds, 10491 State Rte.  
503, Camden, Ohio 45311**

[\*\*] **Term: 14 Years**

[21] **Appl. No.: 884,109**

[22] **Filed: Jul. 10, 1986**

**Related U.S. Application Data**

[63] Continuation-in-part of Ser. No. 613,422, May 24,  
1984, abandoned.

[52] **U.S. Cl. .... D21/210**

[58] **Field of Search .... D21/210, 211; 273/81.3,  
273/81.4, 81.2, 81 R, 68, 69**

[56] **References Cited**

**U.S. PATENT DOCUMENTS**

760,161 5/1904 Smith ..... 273/165  
1,919,221 7/1933 Janes ..... 273/81.3

4,423,867 1/1984 Wise ..... 273/68

**OTHER PUBLICATIONS**

Golf Digest, Jun., 1971, p. 124, Middle left, Putter.

*Primary Examiner*—Melvin B. Feifer  
*Attorney, Agent, or Firm*—Jon M. Lewis

[57] **CLAIM**

The ornamental design for a two-handed cue stick, as  
shown and described.

**DESCRIPTION**

FIG. 1 is a perspective view of a two-handed cue stick  
showing my new design.

FIG. 2 is a left side plan view of a two-handed cue  
stick.

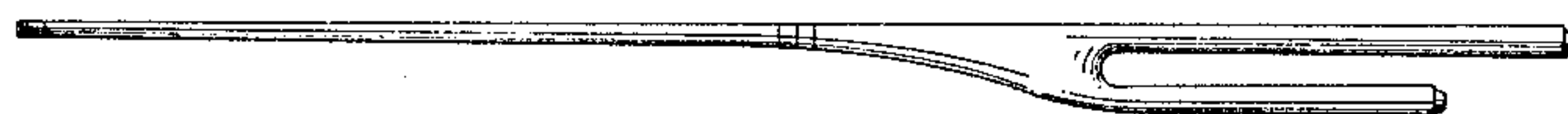
FIG. 3 is a top plan view of a two-handed cue stick.

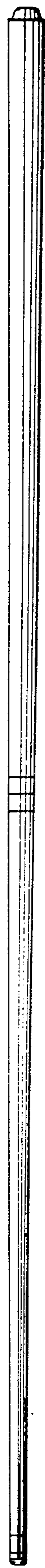
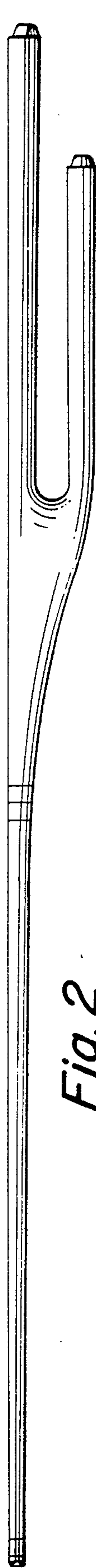
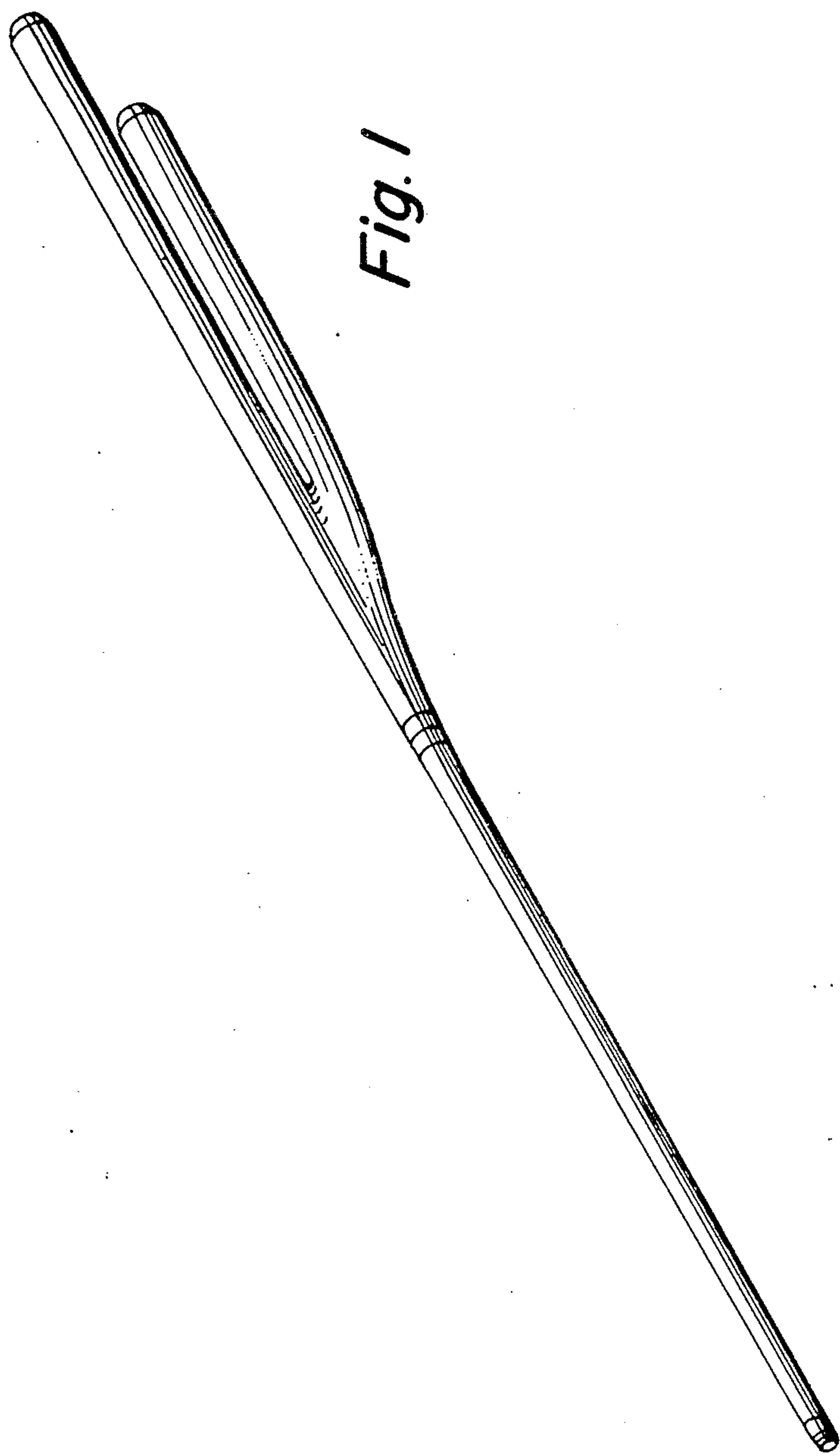
FIG. 4 is a bottom plan view of a two-handed cue stick.

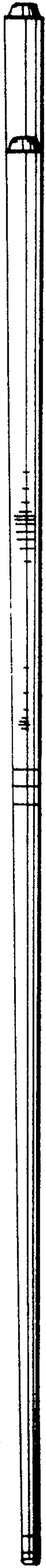
FIG. 5 is a right side plan view of a two-handed cue  
stick.

FIG. 6 front view of a two-handed cue stick.

FIG. 7 back view of a two-handed cue stick.








*Fig. 4*



*Fig. 5*



*Fig. 6*



*Fig. 7*