

[54] **ARTISTS TOOL**

[76] **Inventor: JoAnn Green, 1483 Hemlock, Liberty, Mo. 64068**

[\*\*] **Term: 14 Years**

[21] **Appl. No.: 689,246**

[22] **Filed: Jan. 7, 1985**

[52] **U.S. Cl. .... D19/35; D19/36**

[58] **Field of Search ..... D21/206; D19/35, 36, D19/41, 42; 101/405; 401/28, 34, 35**

[56] **References Cited**

**U.S. PATENT DOCUMENTS**

D. 273,395	4/1984	Wilkinson	.....	D19/36
3,164,906	1/1965	Andaloro	.....	401/35
3,403,623	10/1968	Blackwood	.....	101/405

**FOREIGN PATENT DOCUMENTS**

1349384	12/1963	France	.....	401/35
1348135	3/1974	United Kingdom	.....	401/35

*Primary Examiner*—George P. Word

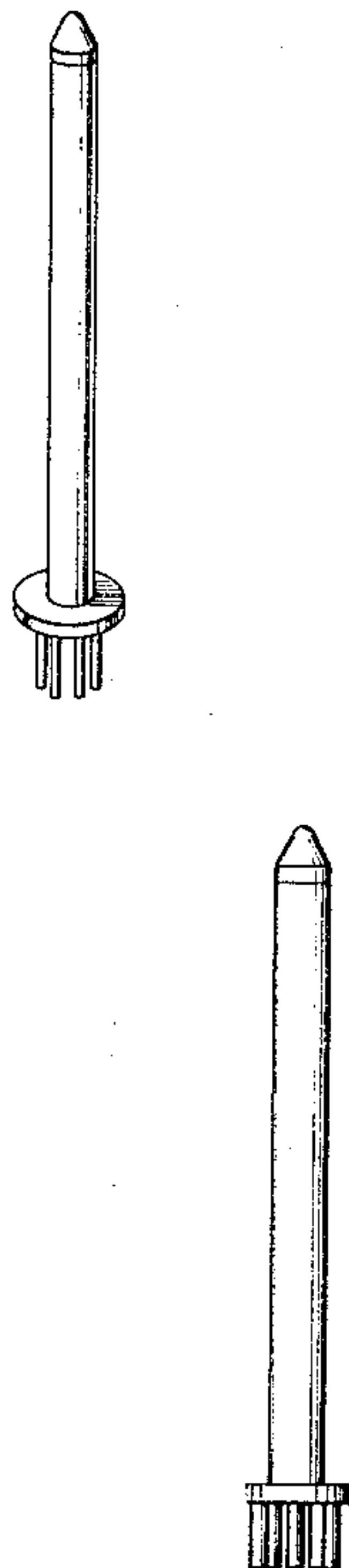
*Attorney, Agent, or Firm*—Kokjer, Kircher, Bradley, Wharton, Bowman & Johnson

[57] **CLAIM**

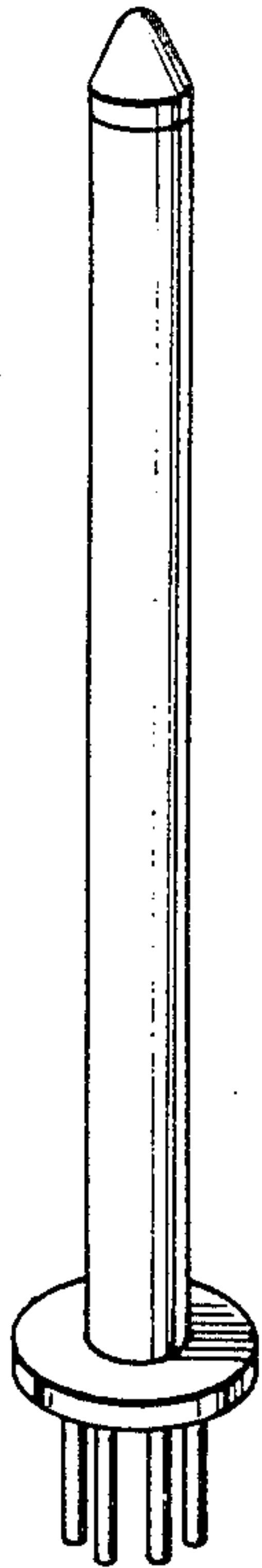
The ornamental design for an artists tool, as shown and described.

**DESCRIPTION**


FIG. 1 is a perspective view of an artists tool showing my new design;  
FIG. 2 is an elevational view of one side thereof, the other side being substantially identical thereto;  
FIG. 3 is a top plan view of the artists tool shown in FIGS. 1 and 2;  
FIG. 4 is a bottom plan view thereof;  
FIG. 5 is a perspective view of an alternate embodiment of the artists tool;  
FIG. 6 is an elevational view of one side thereof, the opposite side being substantially identical thereto;  
FIG. 7 is an elevational view of another side of the artists tool, the opposite side being substantially identical thereto;  
FIG. 8 is a top plan view of the artists tool shown in FIGS. 5-7; and  
FIG. 9 is a bottom plan view thereof.



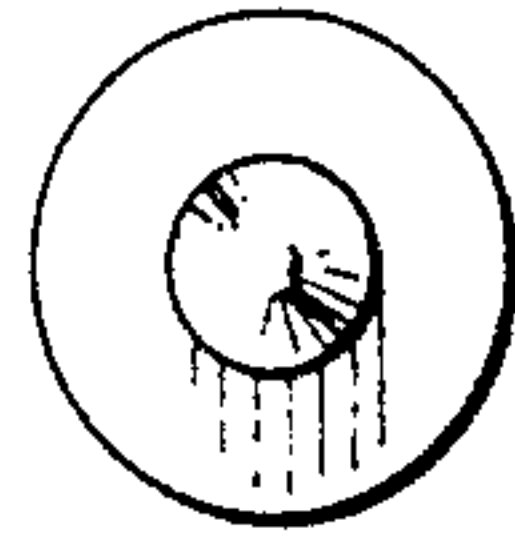
*Fig. 1.*



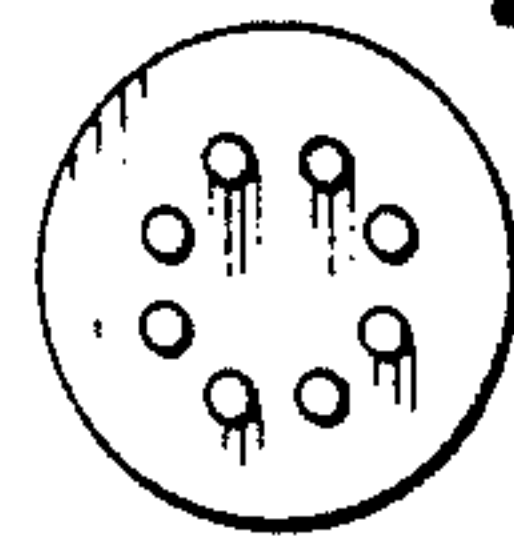
*Fig. 2.*




*Fig. 3.*



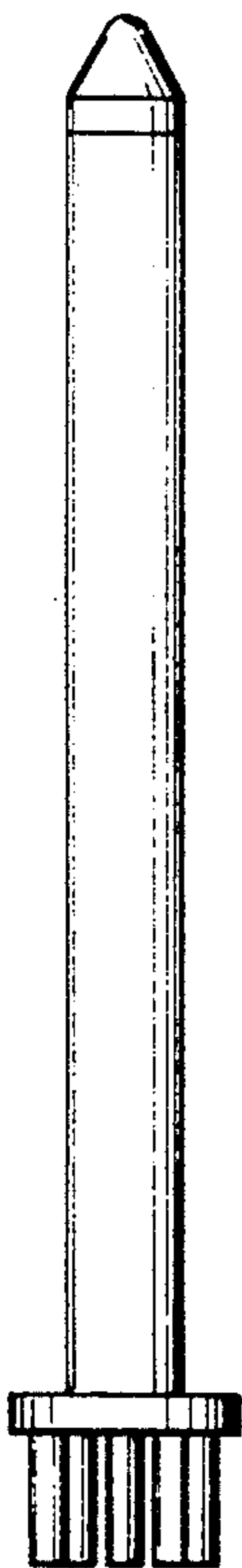
*Fig. 4.*



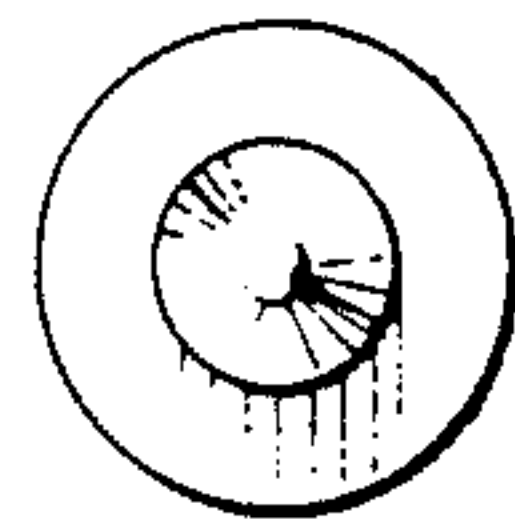
*Fig. 5.*



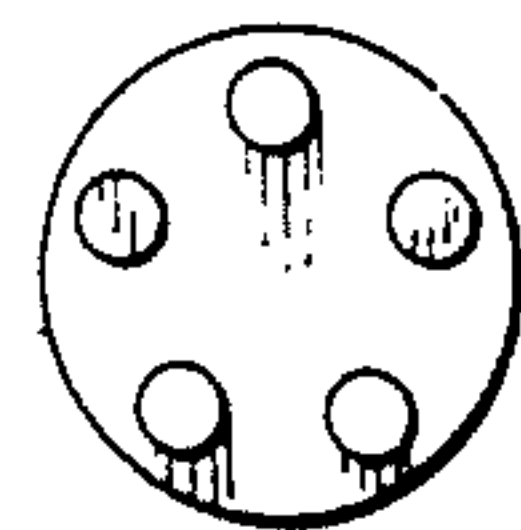
*Fig. 6.*



*Fig. 7.*



*Fig. 8.*



*Fig. 9.*