

[54] ELECTRONIC DOOR LOCK

[75] Inventors: Alfred E. Floyd, North Guilford; Richard J. Ohno, Branford, both of Conn.

[73] Assignee: Sargent Manufacturing Company, New Haven, Conn.

[**] Term: 14 Years

[21] Appl. No.: 635,357

[22] Filed: Jul. 27, 1984

[52] U.S. Cl. D8/330; D8/353

[58] Field of Search D8/330-331, D8/336, 338, 346, 350, 353; D10/106; 292/347; 174/66; 70/91, 101-102, 104, 106-107, 158, 277-279, 287-288

[56] References Cited

U.S. PATENT DOCUMENTS

- D. 271,374 11/1983 Butts D8/353
- D. 275,462 9/1984 Beeson et al. D10/106
- 2,772,555 12/1956 Smith 70/287 X

- 3,187,528 6/1975 Check 70/288 X
- 3,836,945 9/1974 Kinoshita et al. 70/277 X
- 4,227,388 10/1980 Nigrehi et al. 70/77 X
- 4,232,353 11/1980 Mosciatti et al. 70/277 X

Primary Examiner—Wallace R. Burke
Assistant Examiner—Brian N. Vinson
Attorney, Agent, or Firm—DeLio & Associates

[57] CLAIM

The ornamental design for an electronic door lock, substantially as shown and described.

DESCRIPTION

FIG. 1 is a perspective view of an electronic door lock showing our new design, the broken-line showing of door knob being for illustrative purposes only and forming no part of the claimed design; FIG. 2 is a front elevational view thereof, the rear being plane and unornamented; FIG. 3 is a left side elevational view thereof, the right side being identical in appearance; FIG. 4 is a top plan view thereof; and FIG. 5 is a bottom plan view thereof.

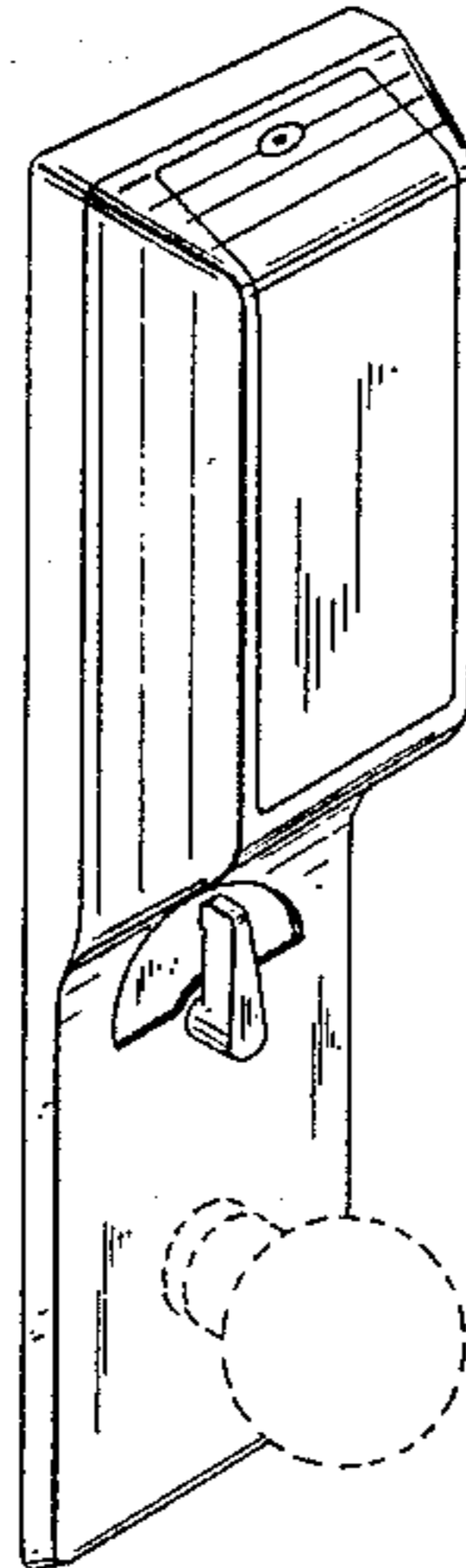


Fig. 1.




Fig. 2.

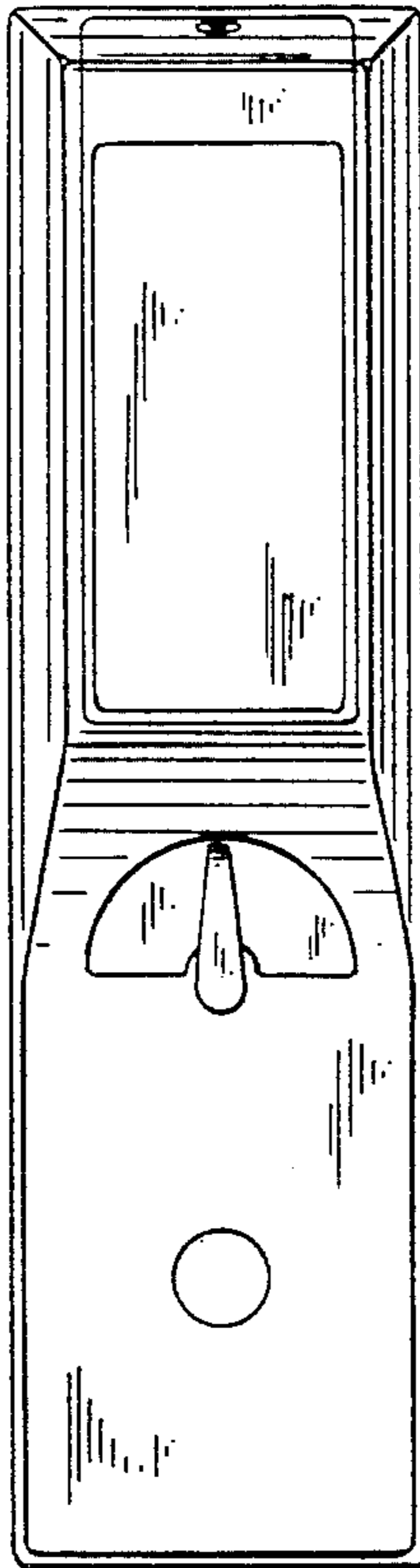


Fig. 3.

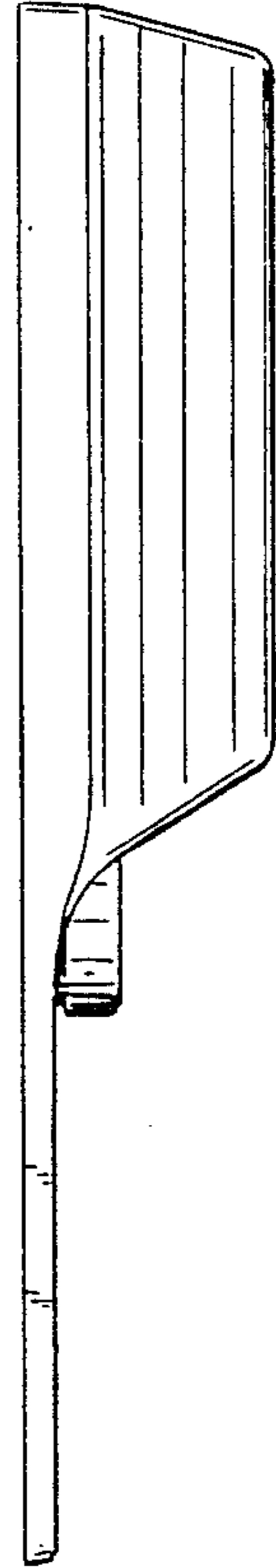


Fig. 4.

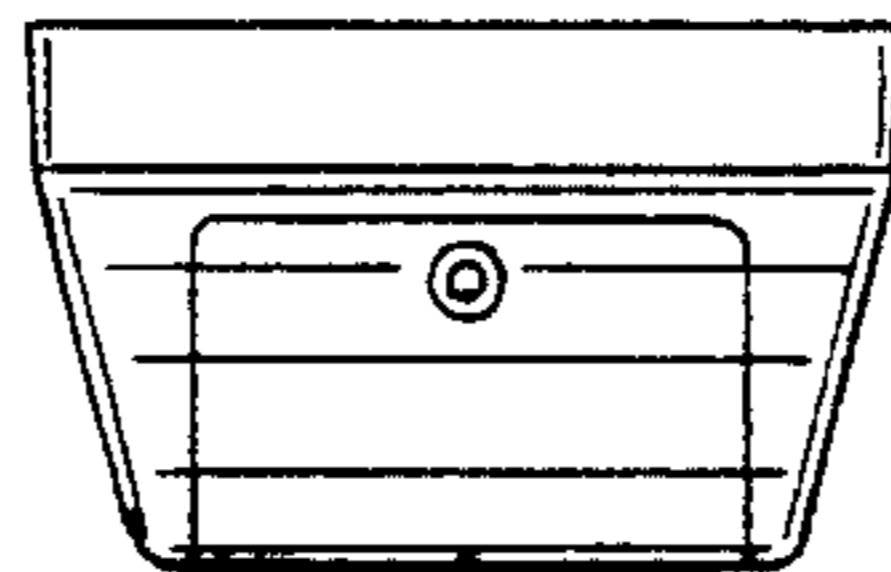


Fig. 5.

