

[54] HANDLE FOR A BAIT CASTING FISHING ROD

[76] Inventor: Ronald A. McNeil, P.O. Box 1127, Havana, Fla. 32333

[\*\*] Term: 14 Years

[21] Appl. No.: 620,393

[22] Filed: Jun. 13, 1984

[52] U.S. Cl. .... D22/142

[58] Field of Search ..... 43/22, 23; D22/138, D22/142

[56] References Cited

U.S. PATENT DOCUMENTS

D. 101,218	9/1936	Gurrieri	.....	D22/142
D. 257,379	10/1980	Nakamura	.....	D22/142
D. 258,977	4/1981	Sakamoto et al.	.....	D22/142
D. 273,690	5/1984	Ohmura	.....	D22/142
D. 273,691	5/1984	Sakamoto et al.	.....	D22/142

Primary Examiner—A. Hugo Word  
Attorney, Agent, or Firm—Shlesinger, Arkwright, Garvey & Fado

[57] CLAIM

The ornamental design of a handle for a bait casting fishing rod, as shown and described.

DESCRIPTION

FIG. 1 is a top plan view of my new handle for a bait casting fishing rod;

FIG. 2 is a right-side elevational view thereof;

FIG. 3 is a bottom plan view thereof;

FIG. 4 is a front elevational view thereof;

FIG. 5 is a rear elevational view thereof;

FIG. 6 is a top plan view of another embodiment of FIG. 1;

FIG. 7 is a right-side elevational view thereof;

FIG. 8 is a bottom plan view thereof;

FIG. 9 is a front elevational view thereof; and

FIG. 10 is a rear elevational view thereof.

The left-side elevational view of the embodiment of FIGS. 1-5 is a mirror image of the right elevational view shown in FIG. 2.

The left elevational view of the embodiment of FIGS. 6-10 is a mirror image of the right-side elevational view shown in FIG. 7.






FIG 1




FIG 2



FIG 3




FIG 4

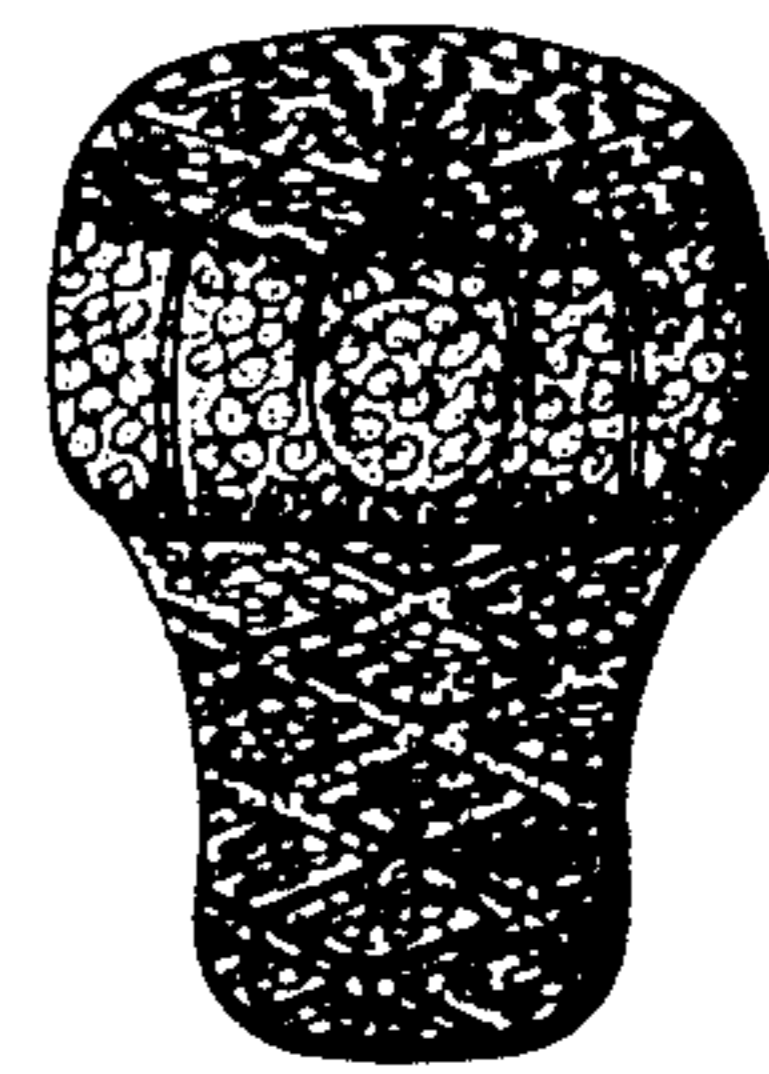


FIG 5

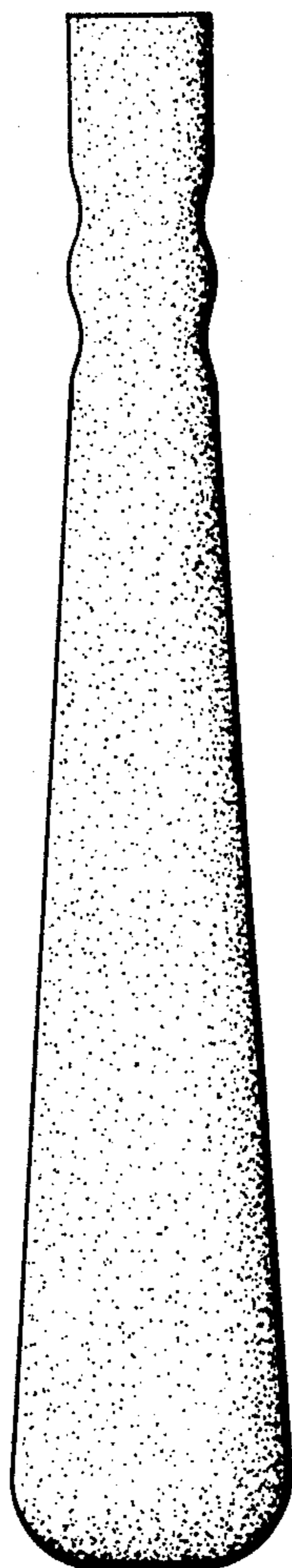


FIG 6

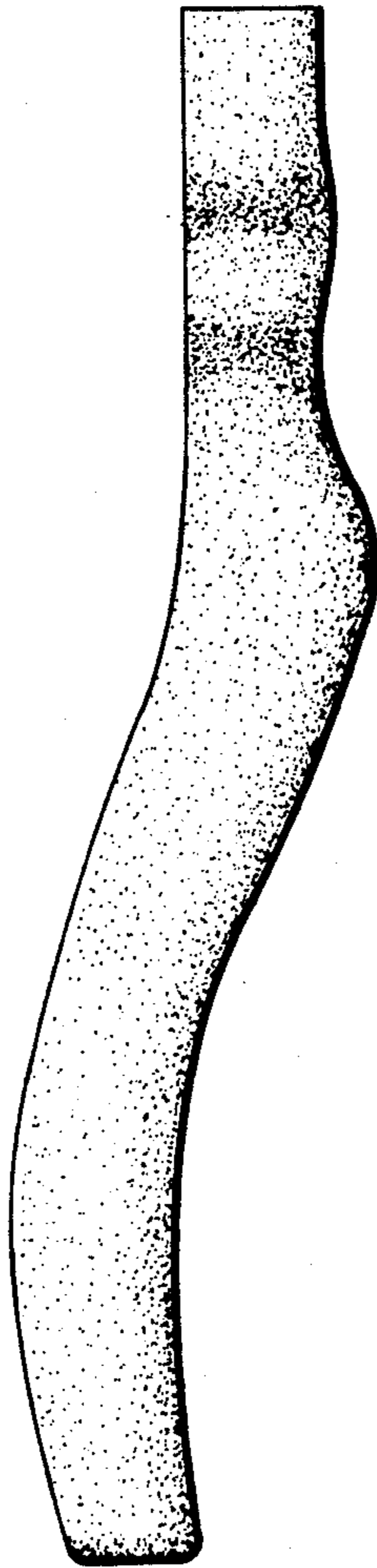


FIG 7



FIG 8

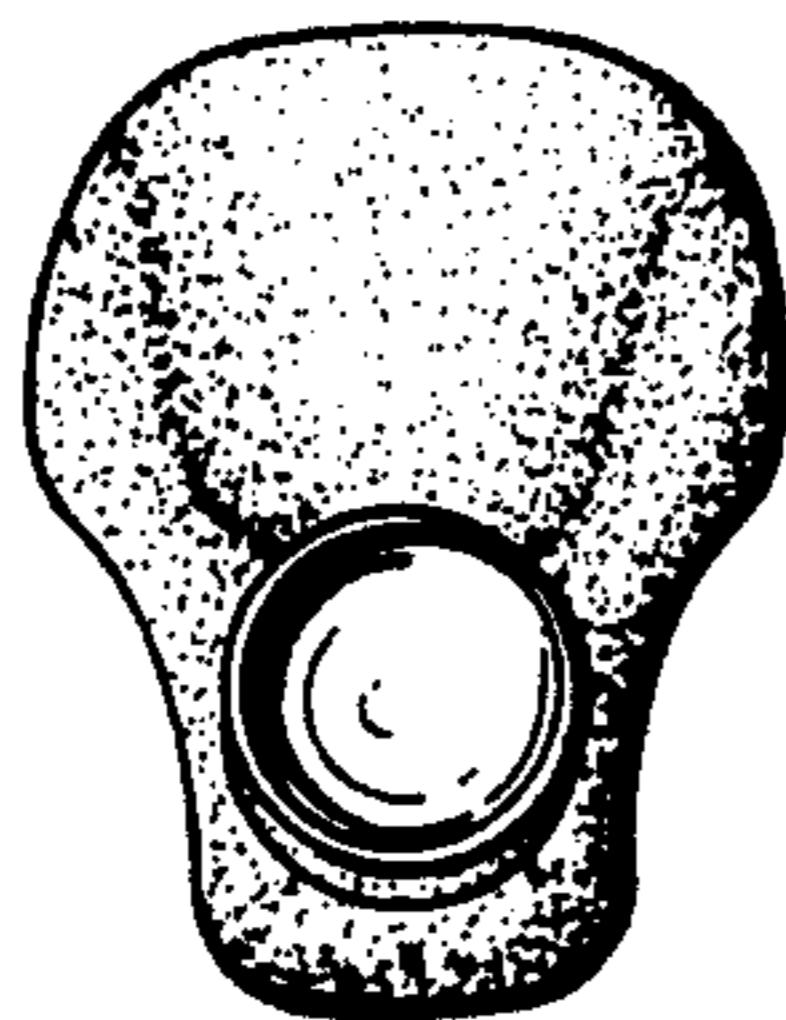


FIG 9

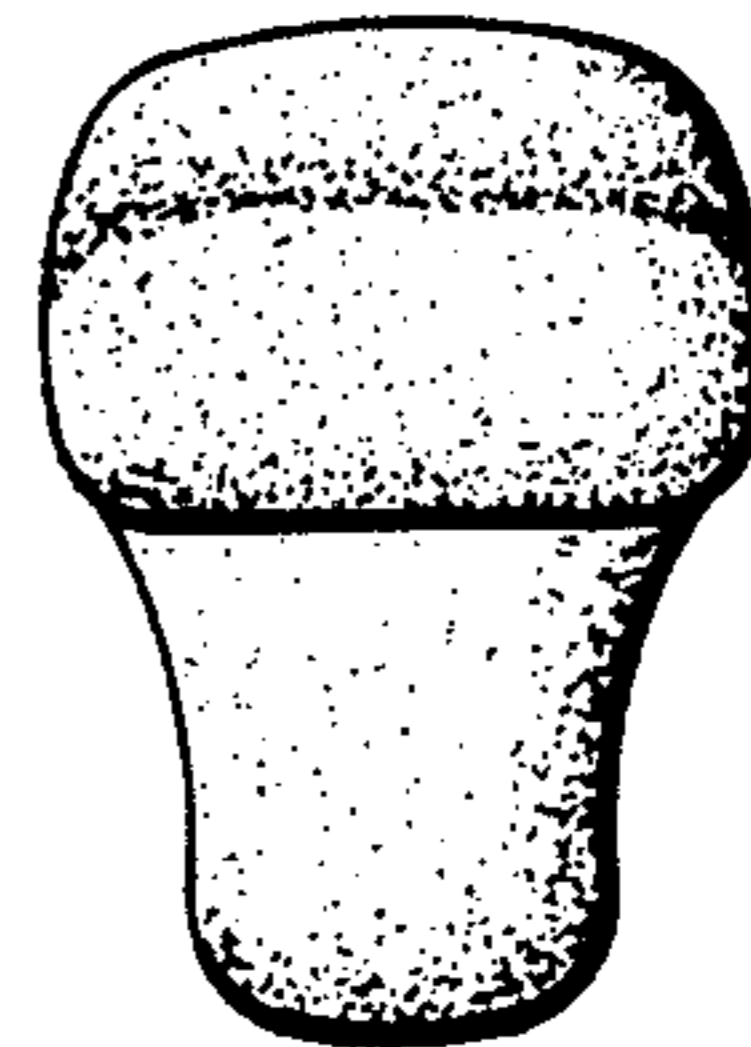


FIG 10