

[54] HANDLE FOR A SPIN CASTING FISHING ROD

Attorney, Agent, or Firm—Shlesinger, Arkwright, Garvey & Fado

[76] Inventor: Ronald A. McNeil, P.O. Box 1127, Havana, Fla. 32333

[57] CLAIM

The ornamental design for a handle for a spin casting fishing rod, as shown and described.

[**] Term: 14 Years

DESCRIPTION

[21] Appl. No.: 620,022

FIG. 1 is a top plan view of my new handle for a spin casting fishing rod;

[22] Filed: Jun. 13, 1984

FIG. 2 is a left-side elevational view thereof;

[52] U.S. Cl. D22/142

FIG. 3 is a bottom plan view thereof;

[58] Field of Search 42/22, 23; D22/138, D22/142

FIG. 4 is a front elevational view thereof;

FIG. 5 is a rear elevational view thereof;

FIG. 6 is another embodiment of FIG. 1;

FIG. 7 is a left-side elevational view thereof;

FIG. 8 is a bottom plan view thereof;

FIG. 9 is a front elevational view thereof; and

FIG. 10 is a front elevational view thereof.

[56] References Cited

U.S. PATENT DOCUMENTS

- D. 101,218 9/1936 Gurrieri D22/142
- D. 257,379 10/1980 Nakamura D22/142
- D. 265,496 7/1982 McMickle D22/142
- D. 273,690 5/1984 Ohmura D22/142

The right-side elevational view of the embodiment of FIGS. 1-5 is a mirror image of the left-hand elevational view shown in FIG. 2. The right-side elevational view of the embodiment of FIGS. 6-10 is a mirror image of the left-side elevational view of FIG. 7.

Primary Examiner—A. Hugo Word






FIG 1



FIG 2



FIG 3




FIG 4




FIG 5




FIG 6

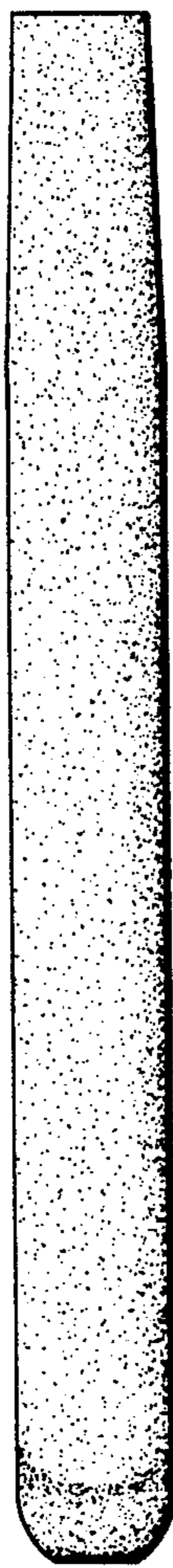


FIG 7




FIG 8

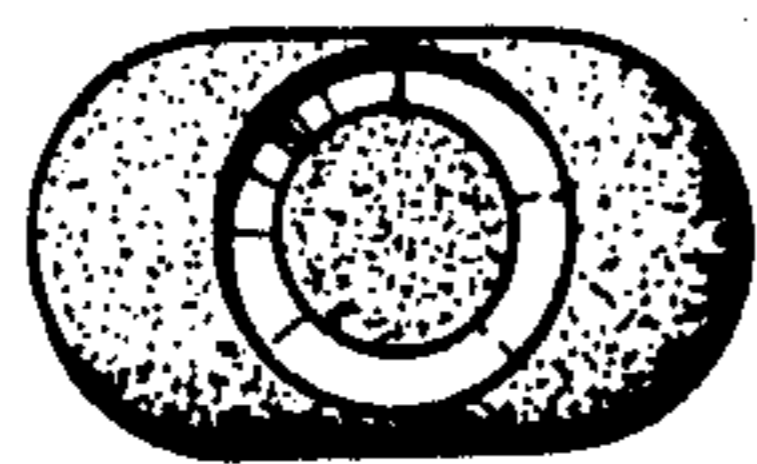


FIG 9

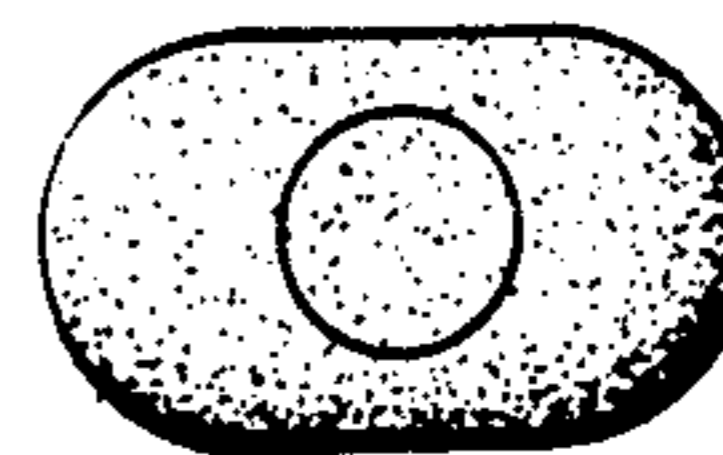


FIG 10