

[54] ELECTRONIC CALCULATOR

[56] References Cited

[75] Inventors: Takahisa Yubisui; Hiroshi Sakaguchi,
both of Osaka, Japan

U.S. PATENT DOCUMENTS

- D. 258,664 3/1981 Bellini D18/7
- D. 275,964 10/1984 Bellini D18/8
- D. 277,681 2/1985 Ishida D18/7

[73] Assignee: Sharp Corporation, Osaka, Japan

Primary Examiner—Louis S. Zarfes
Attorney, Agent, or Firm—Flehr, Hohbach, Test,
Albritton & Herbert

[**] Term: 14 Years

[57] CLAIM

[21] Appl. No.: 692,905

The ornamental design for an electronic calculator, as shown and described.


[22] Filed: Jan. 18, 1985


DESCRIPTION

[30] Foreign Application Priority Data


- Jul. 18, 1984 [JP] Japan 59-30286
- [52] U.S. Cl. D18/7
- [58] Field of Search D18/2, 6-8,
D18/11; 364/706-710; 200/5 A

FIG. 1 is a perspective view of the electronic calculator with leg extended showing our new design; FIG. 2 is a front elevational view thereof; FIG. 3 is a rear elevational view thereof; FIG. 4 is a top plan view thereof; FIG. 5 is a bottom plan view thereof; FIG. 6 is a right side elevational view thereof; and FIG. 7 is a left side elevational view thereof.





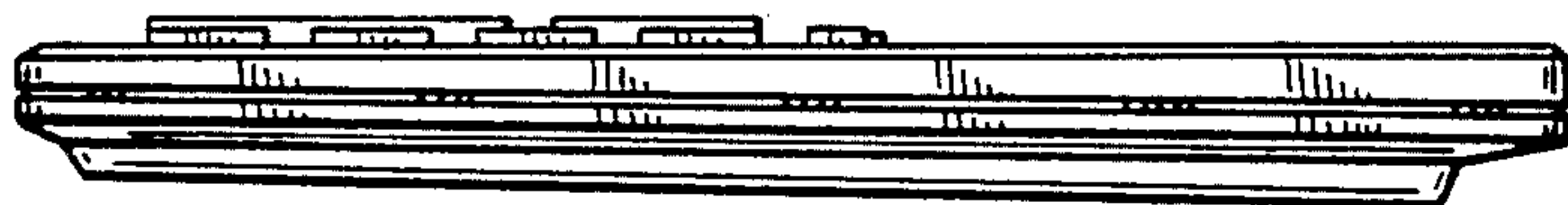
FIG_1




FIG_2




FIG_3




FIG_6



FIG_7



FIG_4



FIG_5