

[54] COVER FOR A CONTAINER

[75] Inventor: Howard P. Siegel, Yonkers, N.Y.

[73] Assignee: American Home Products Corporation, New York, N.Y.

[\*\*] Term: 14 Years

[21] Appl. No.: 608,691

[22] Filed: May 10, 1984

[52] U.S. Cl. .... D9/438

[58] Field of Search ..... D9/351, 438, 435, 452, D9/443, 454; D7/43, 391; D6/613, 615, 617, 621, 601; D33/9 A; 206/612; 229/43; 220/90.2; 222/565

[56] References Cited

U.S. PATENT DOCUMENTS

D. 26,278	11/1896	Johnston	.....	D9/443
D. 258,350	2/1981	Scott et al.	.....	D9/438
D. 276,218	11/1984	Baldwin et al.	.....	D9/443 X
2,974,786	3/1961	Griffeth	.....	222/565 X
3,391,847	7/1968	Cristine et al.	.....	D9/443 X

3,391,852	7/1968	Waldrop	.....	229/51
3,425,845	2/1969	Dunn	.....	99/171
3,572,579	3/1971	Mueller et al.	.....	206/612 X
4,020,969	5/1977	Ando	.....	220/90.2 X
4,209,126	6/1980	Elias	.....	D9/454 X
4,288,027	9/1981	Peterson	.....	229/43

Primary Examiner—Bernard Ansher  
Assistant Examiner—Linda Titolo  
Attorney, Agent, or Firm—Arthur E. Wilfond

[57] CLAIM

The ornamental design for a cover for a container, substantially as shown and described.

DESCRIPTION

FIG. 1 is a top plan view of a cover for a container, showing my new design;  
FIG. 2 is a right side elevational view thereof, the left side view being a mirror image thereof;  
FIG. 3 is a fragmentary top plan view thereof taken on line 3—3 of FIG. 1, with the tab member in an extended position; and  
FIG. 4 is a bottom plan view thereof with the tab in an extended position.

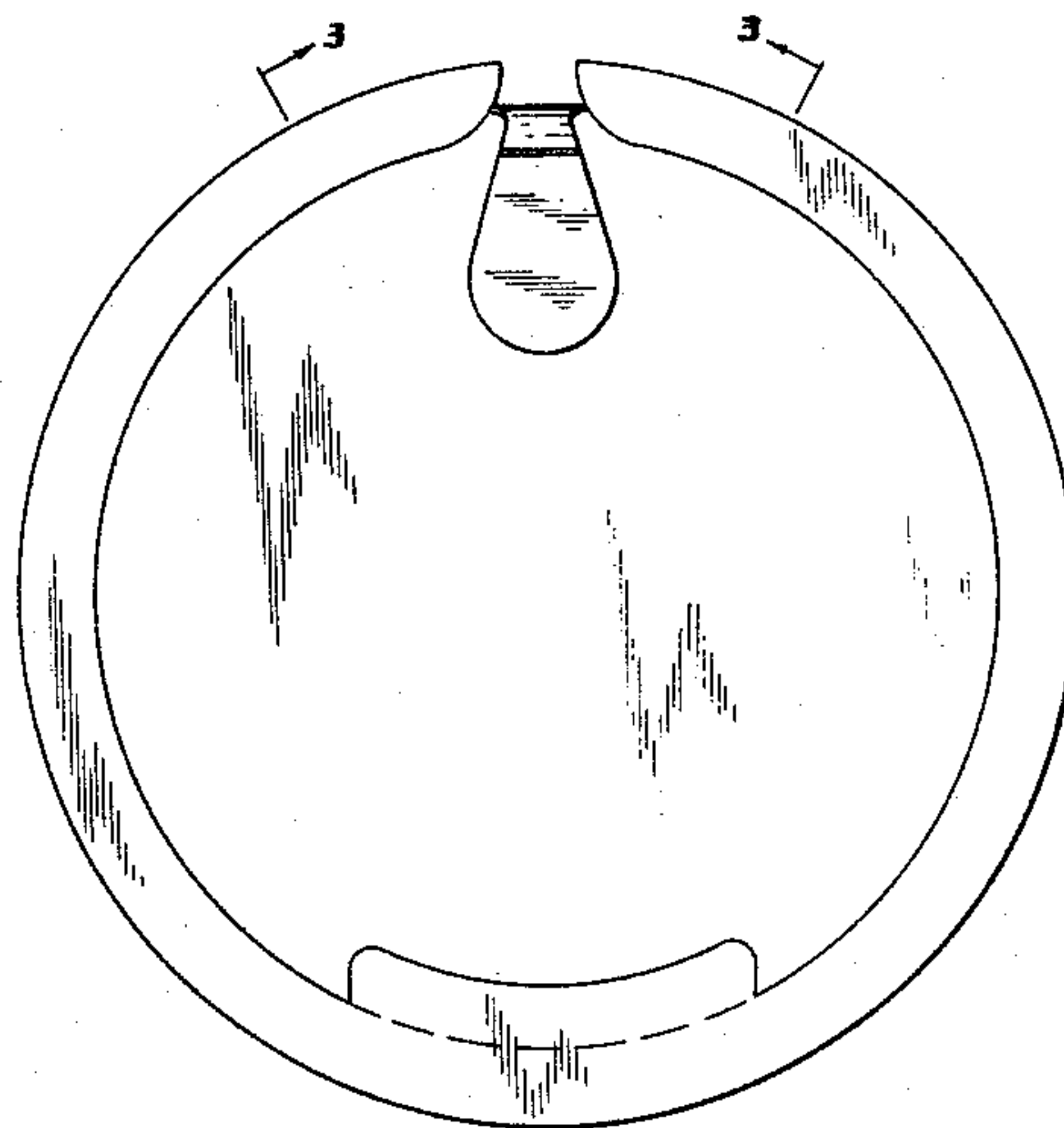
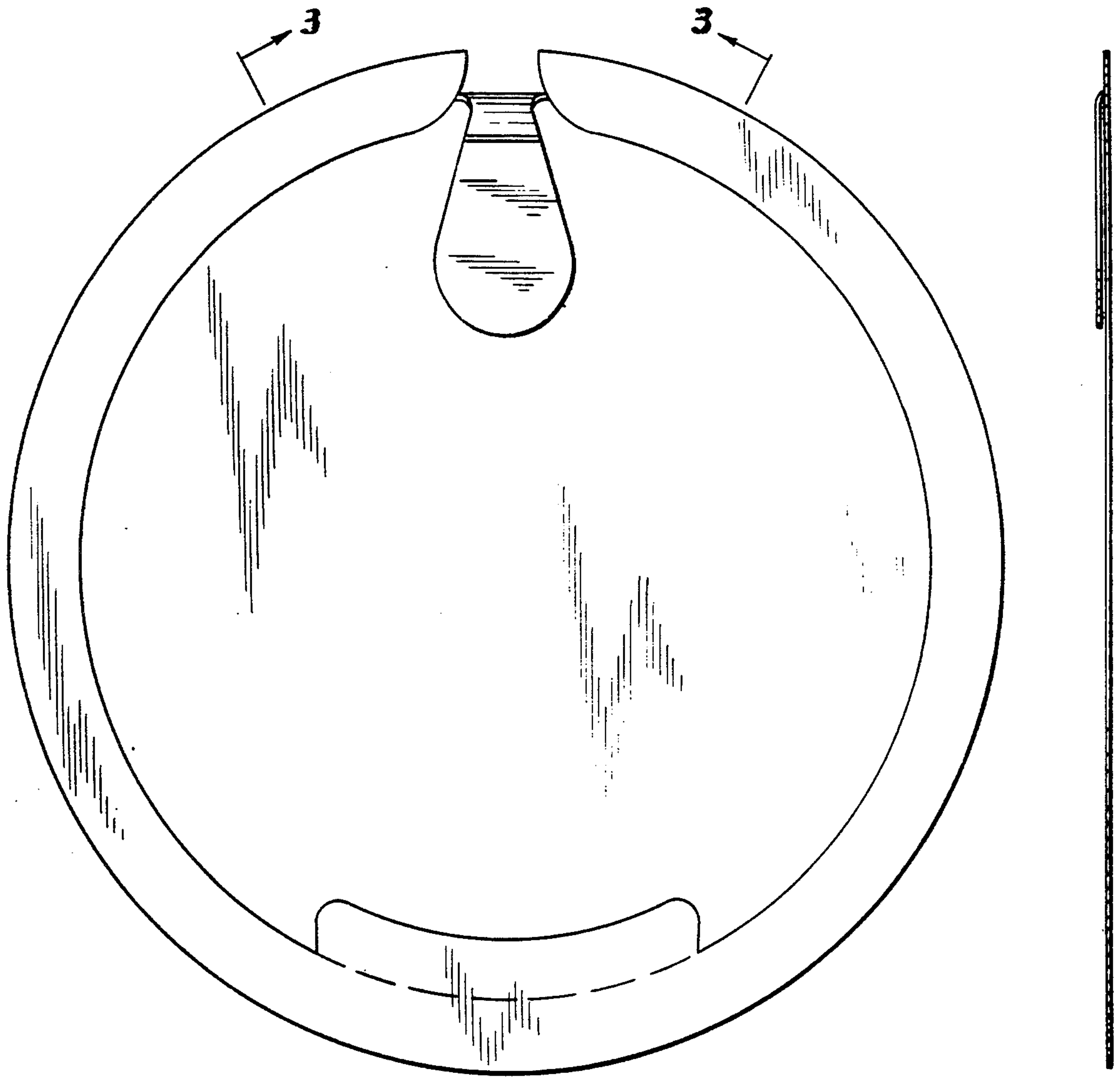
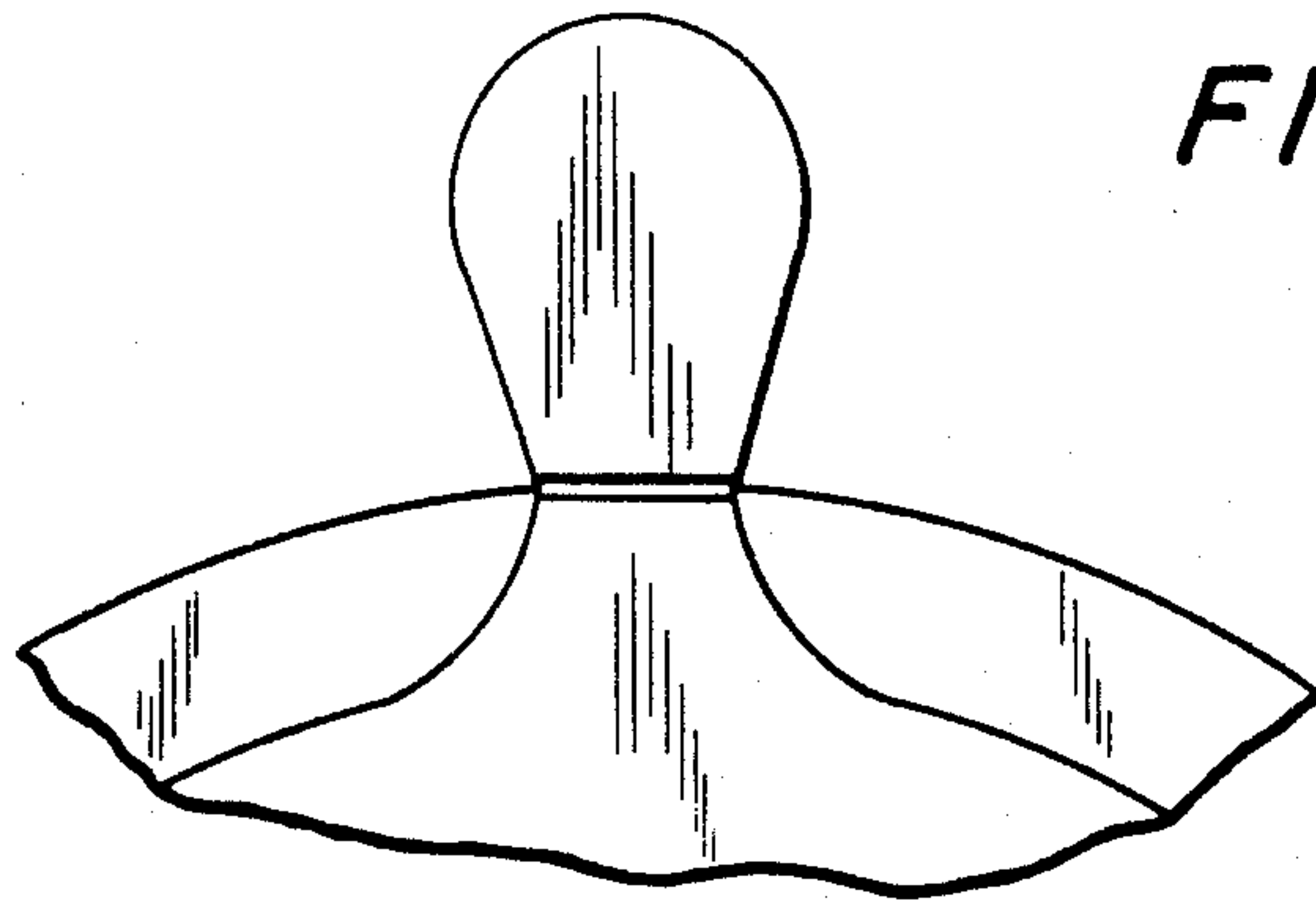


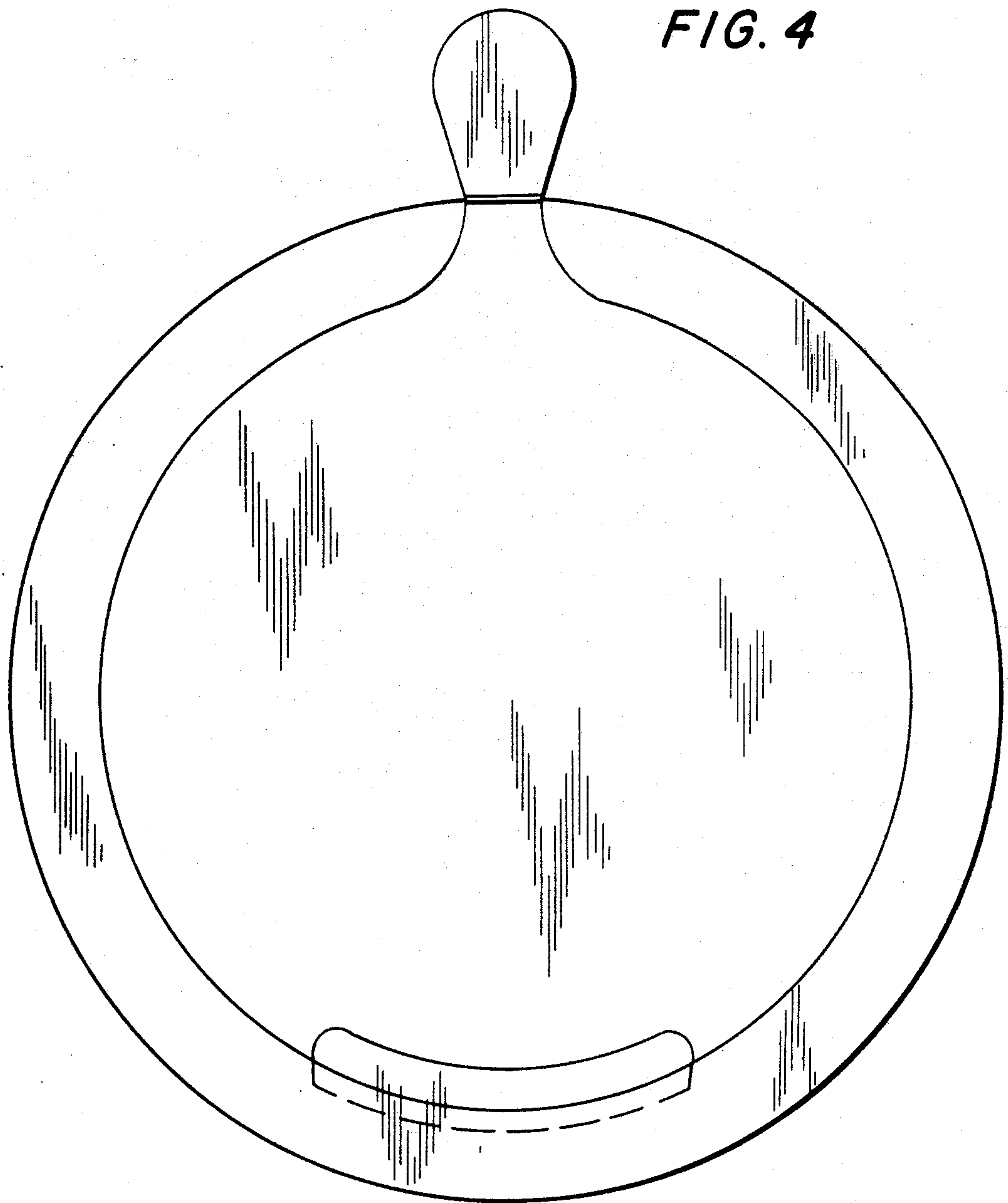
FIG. 1

FIG. 2





*FIG. 3*



*FIG. 4*