

[54] WIRE ROPE SOCKET

[76] Inventor: Archie J. Lowery, P.O. Box 650, Marrero, La. 70072

[**] Term: 14 Years

[21] Appl. No.: 709,685

[22] Filed: Mar. 8, 1985

[52] U.S. Cl. D8/354

[58] Field of Search D8/354, 353, 358, 360, D8/367; 59/84, 85, 86, 93

[56] References Cited

U.S. PATENT DOCUMENTS

D. 33,373	10/1900	Bidle	D8/367
D. 198,281	5/1964	Mills	D8/356
482,665	9/1892	Williams	59/85
687,778	12/1901	Patten	59/85
1,362,523	12/1920	Blonen	59/93
1,836,169	12/1931	Humphreys et al.	59/93
1,906,073	4/1933	McCarty	59/93
2,179,564	11/1939	Smith	59/93
2,354,956	8/1944	Moore	59/93
4,179,878	12/1979	Albertini	59/85
4,411,132	10/1983	Crook, Jr.	59/85

FOREIGN PATENT DOCUMENTS

2097886	11/1982	United Kingdom	59/93
---------	---------	----------------------	-------

OTHER PUBLICATIONS

Corbin Corp. Catalog No. 1982; ©1982; Crosby-Laughlin, Closed Wire Rope Socket; p. 375, bottom left.

Simmons Hardware Co., Catalog 1939; Log Chain Swivel at p. 1378 Nos. AB5+.

Primary Examiner—Wallace R. Burke

Assistant Examiner—Horace B. Fay

Attorney, Agent, or Firm—Harvey B. Jacobson

[57] CLAIM

The ornamental design for a wire rope socket, as shown and described.

DESCRIPTION

FIG. 1 is a front elevational view of a wire rope socket showing my new design, the rear view being a mirror image;

FIG. 2 is a right side elevational view thereof, the side opposite being a mirror image;

FIGS. 3 and 4 are respectively top and bottom plan views thereof; and

FIGS. 5 is a front and right side perspective view thereof from above.

The rear and left side of the wire rope socket are mirror images of FIGS. 1 and 2, respectively.

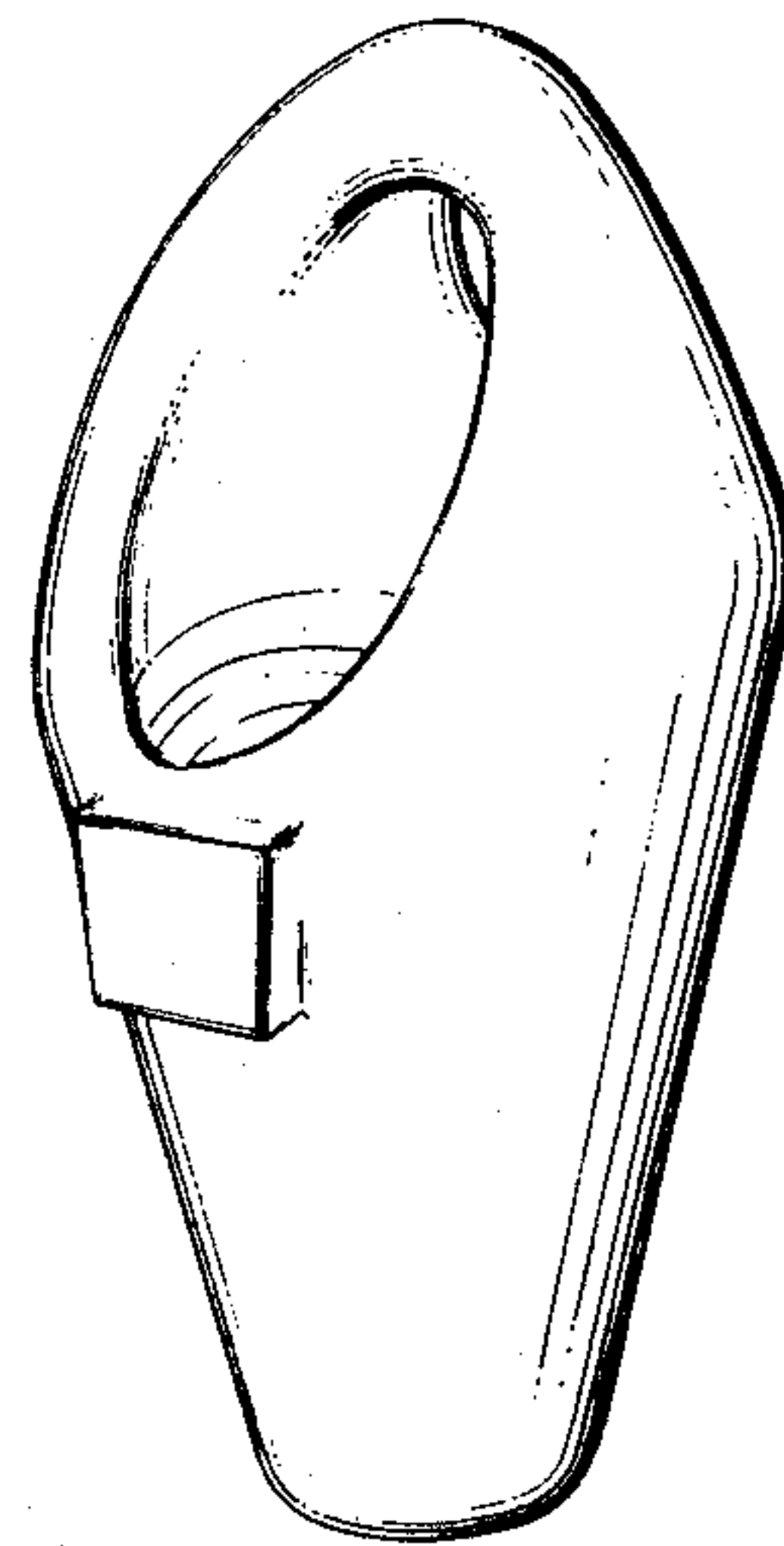
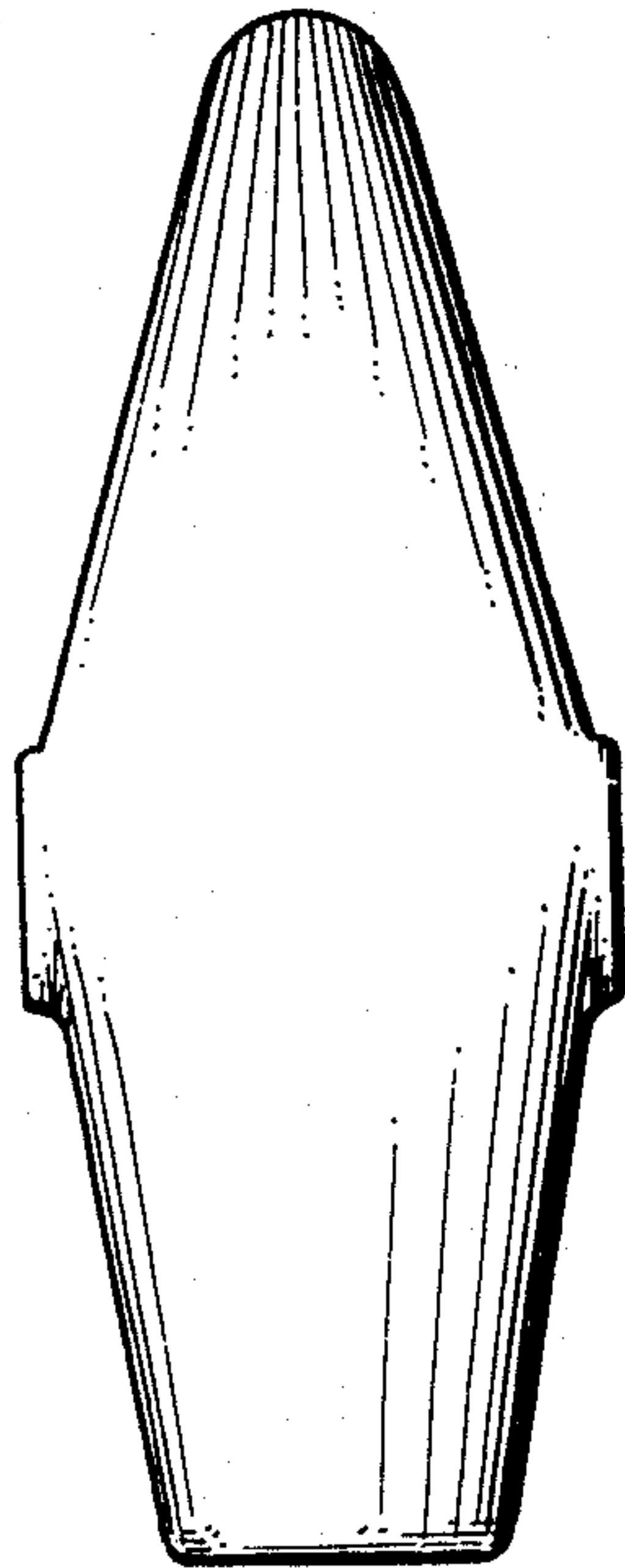


FIG. 1

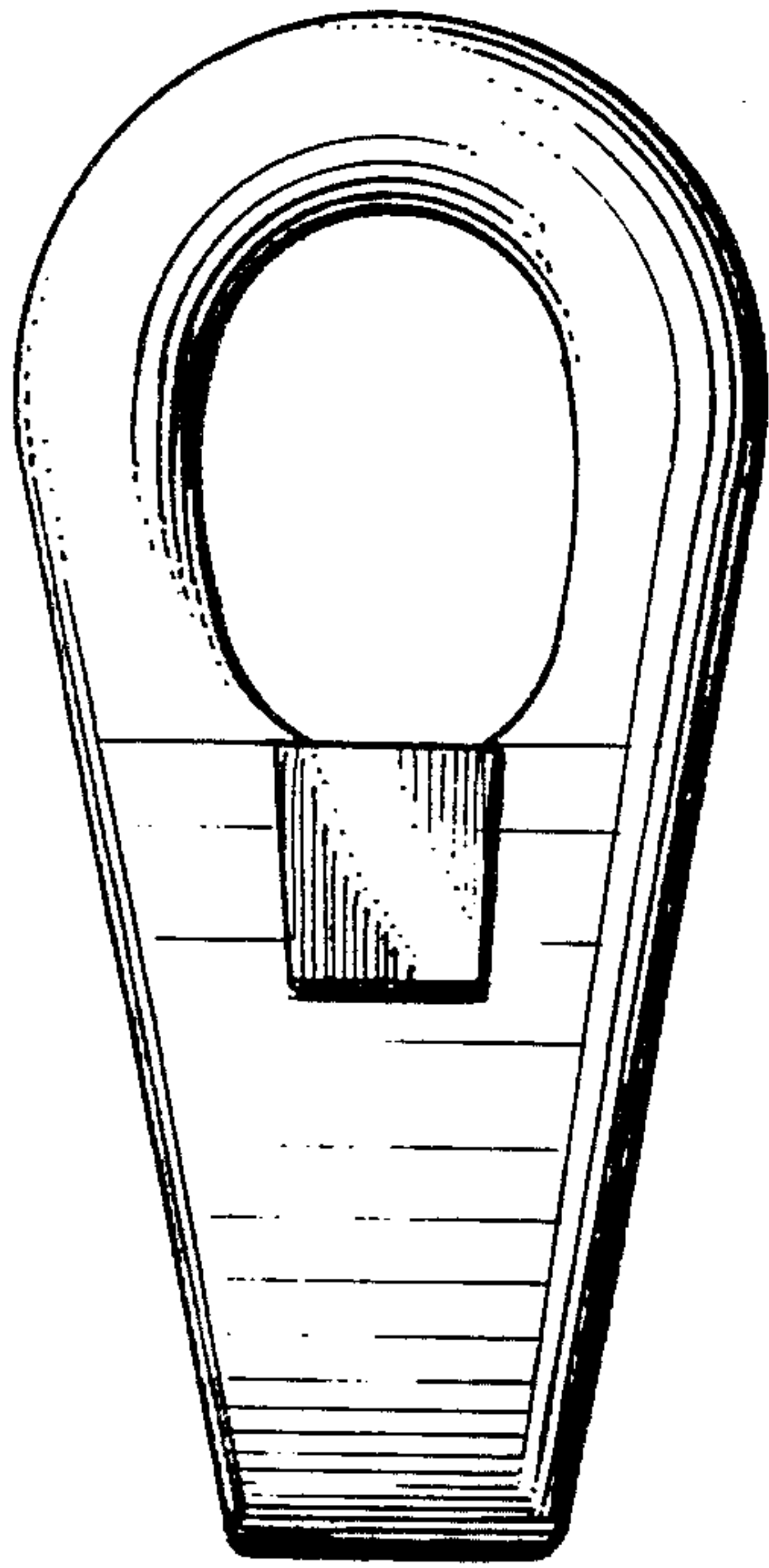


FIG. 2

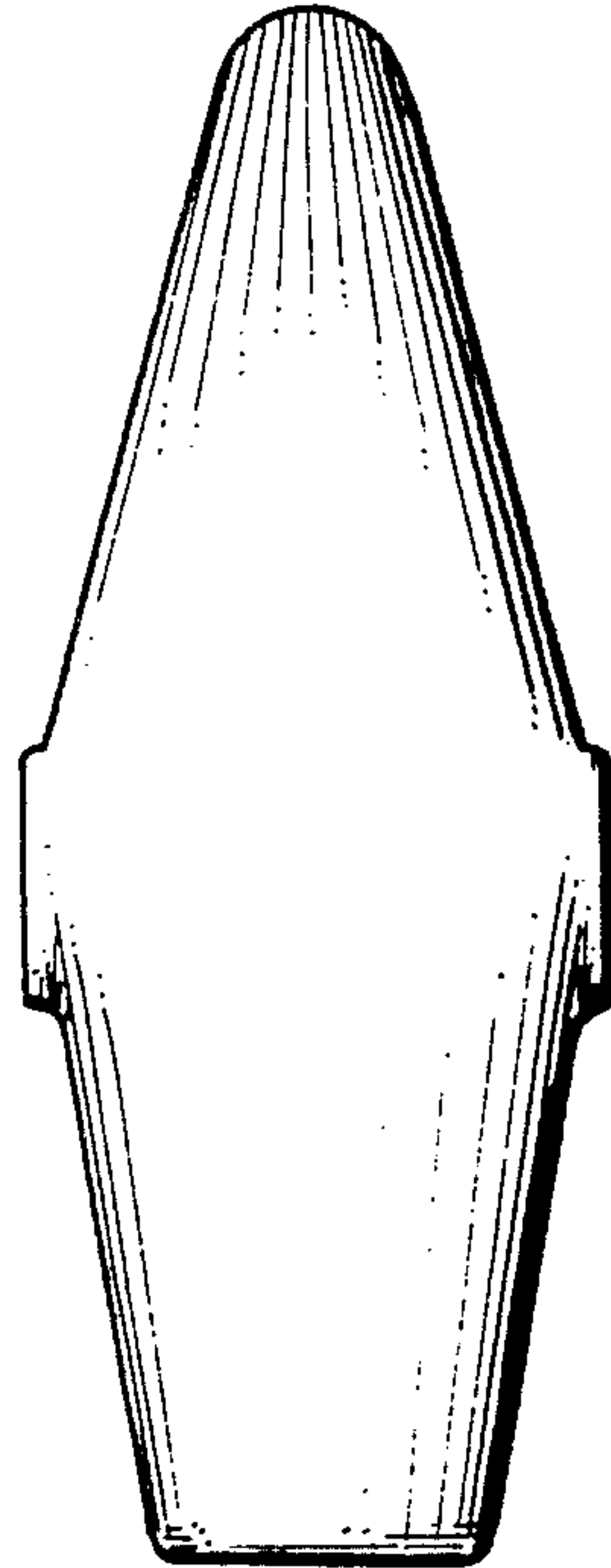


FIG. 3

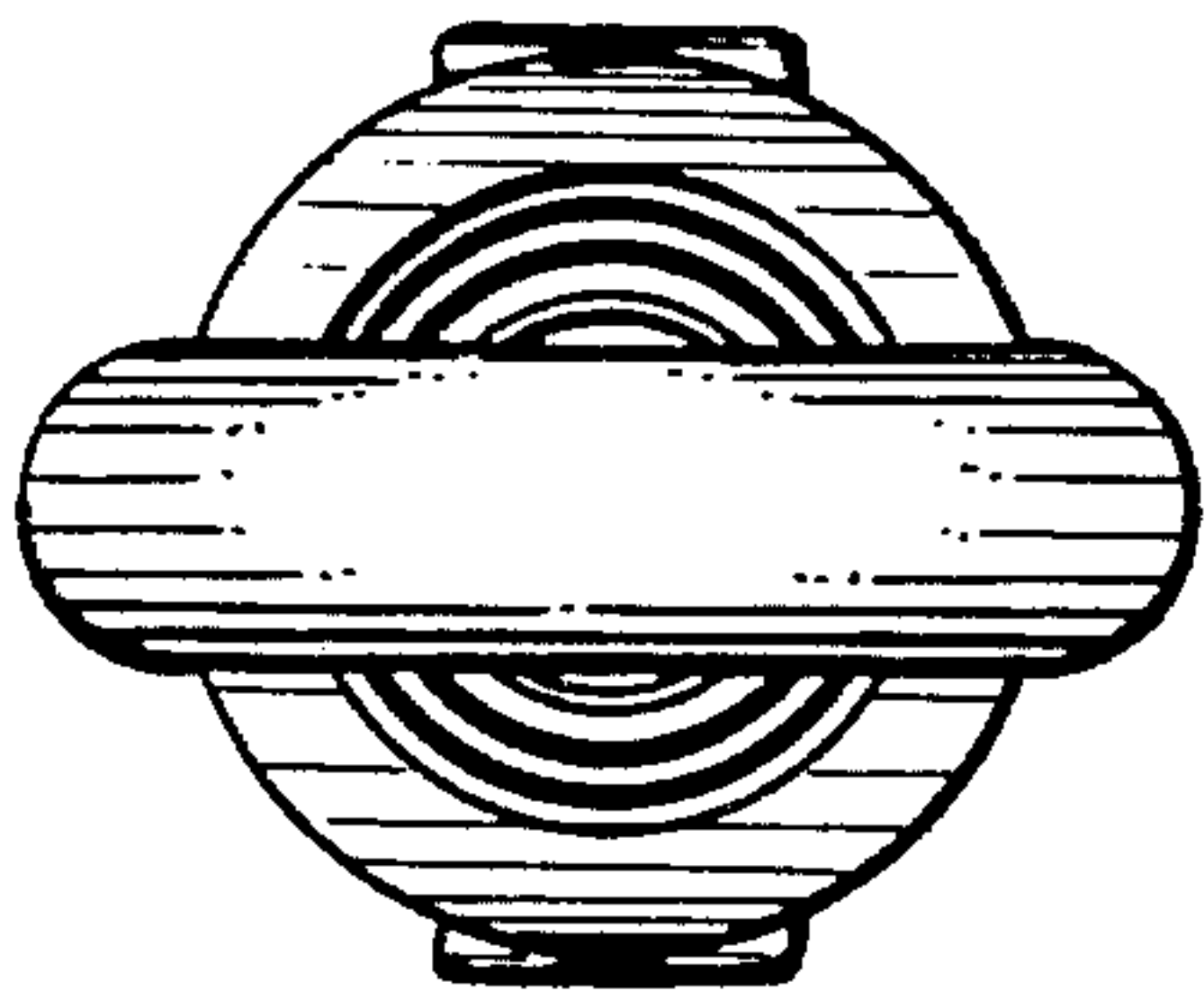


FIG. 4

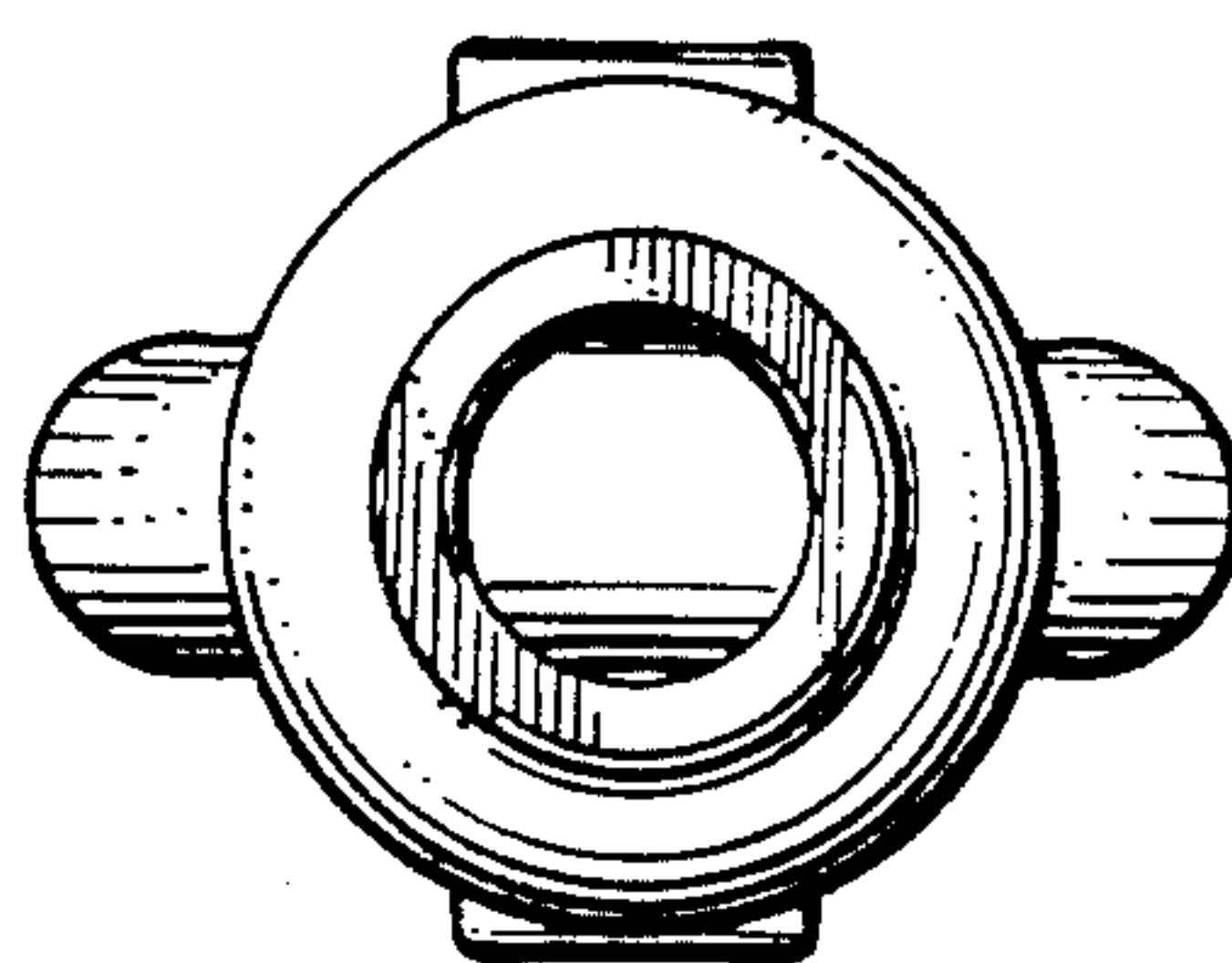
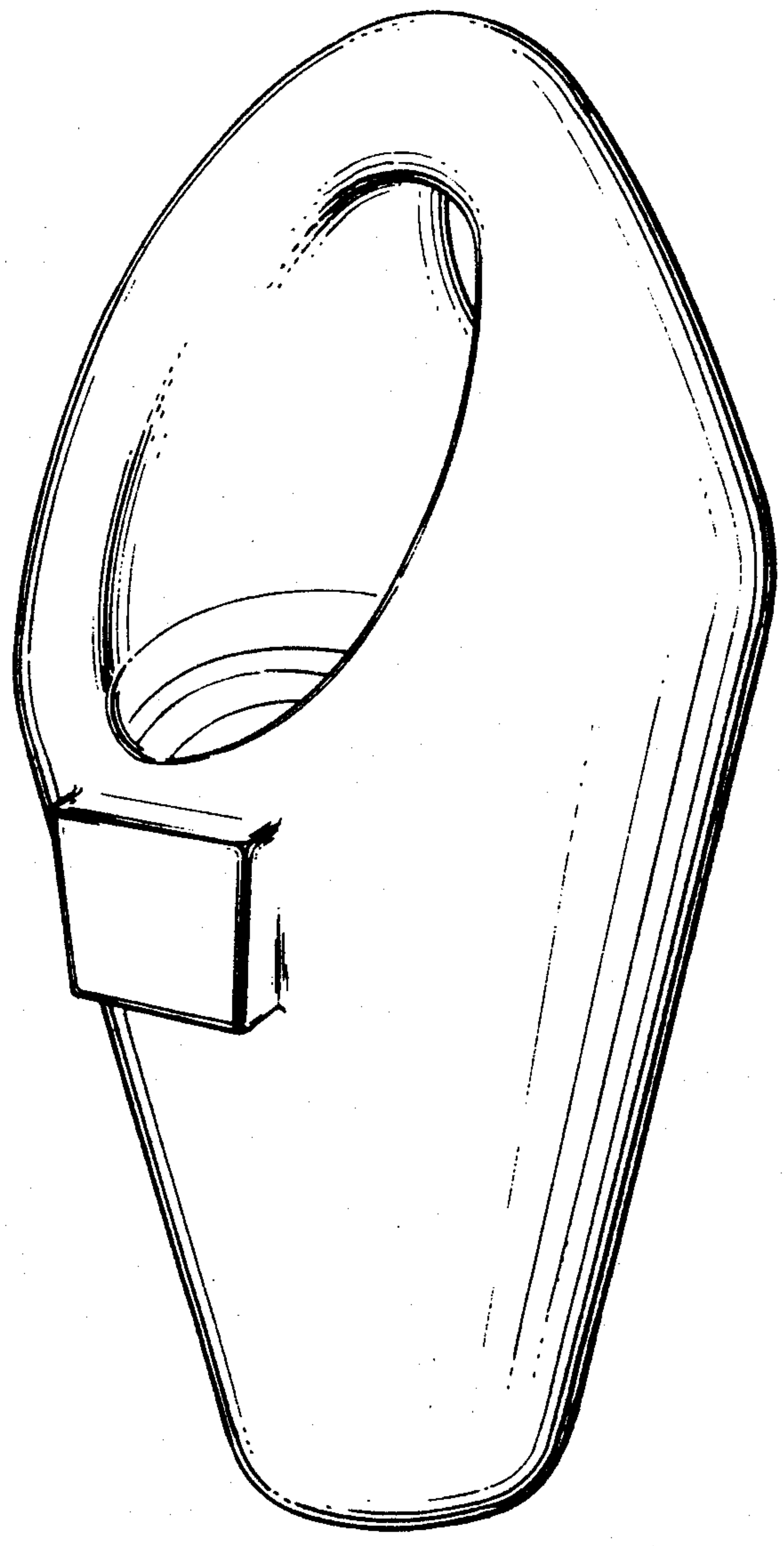


FIG. 5



REEXAMINATION CERTIFICATE (1223rd)

United States Patent [19]

[11] B1 Des. 290,339

[45] Certificate Issued Mar. 27, 1990

Lowrey

[54] WIRE ROPE SOCKET

[76] Inventor: Archie J. Lowrey, P.O. Box 650,
Marrero, La. 70072

Reexamination Request:
No. 90/001,725, Mar. 2, 1989

Reexamination Certificate for:

Patent No.: Des. 290,339
Issued: Jun. 16, 1987
Appl. No.: 709,685
Filed: Mar. 8, 1985

[52] U.S. Cl. D8/354
[58] Field of Search 403/275, 211, 208;
24/136 R, 128, 130; 294/115 R, 82.14; 114/293,
294, 223

[56]

References Cited

U.S. PATENT DOCUMENTS

D. 33,373	10/1900	Bidle	D8/367
D. 290,339	6/1687	Lowery	.	
1,266,312	5/1918	Pope	403/211
2,977,654	4/1961	Page	403/211
3,214,812	11/1965	Beneduce	403/211
4,034,556	7/1977	Riber	114/294 X
4,079,909	3/1978	Einhorn	24/128 X
4,179,878	12/1979	Albertini	114/293 X
4,407,471	10/1983	Wilmsmann et al.	24/136 R X
4,642,854	2/1987	Kelly et al.	403/211 X

FOREIGN PATENT DOCUMENTS

2097886 11/1982 United Kingdom 59/93
2176567A 12/1986 United Kingdom 114/293

OTHER PUBLICATIONS

"ESCO" Catalog 285-C Rigging Hardware; dated 4/74 on back cover; Showing of Rigging Sockets, Part Nos. 405308 et seq.; p. 17, center model.
"LBNO" Quality Fittings leaflet dated 4/15/74: Representation of Forged Pee Wee Anchor Pendant Socket LB314.
Corbin Corp.; Supplies Catalog No. 82; ©1982; at p. 375; Crosby-Laughlin, Closed Wire Rope Sockets, bottom lefthand corner.
ESCO Rigging Hardware Catalog, Catalog 285-C, 1972, p. 17.

Primary Examiner—Horace B. Fay, Jr.

DESCRIPTION

FIG. 1 is a top and rear perspective view of a refuse and beverage holder for attachment to a lawn mower or the like showing my new design, the broken lines are for illustrative purposes only and form no part of the claimed design.

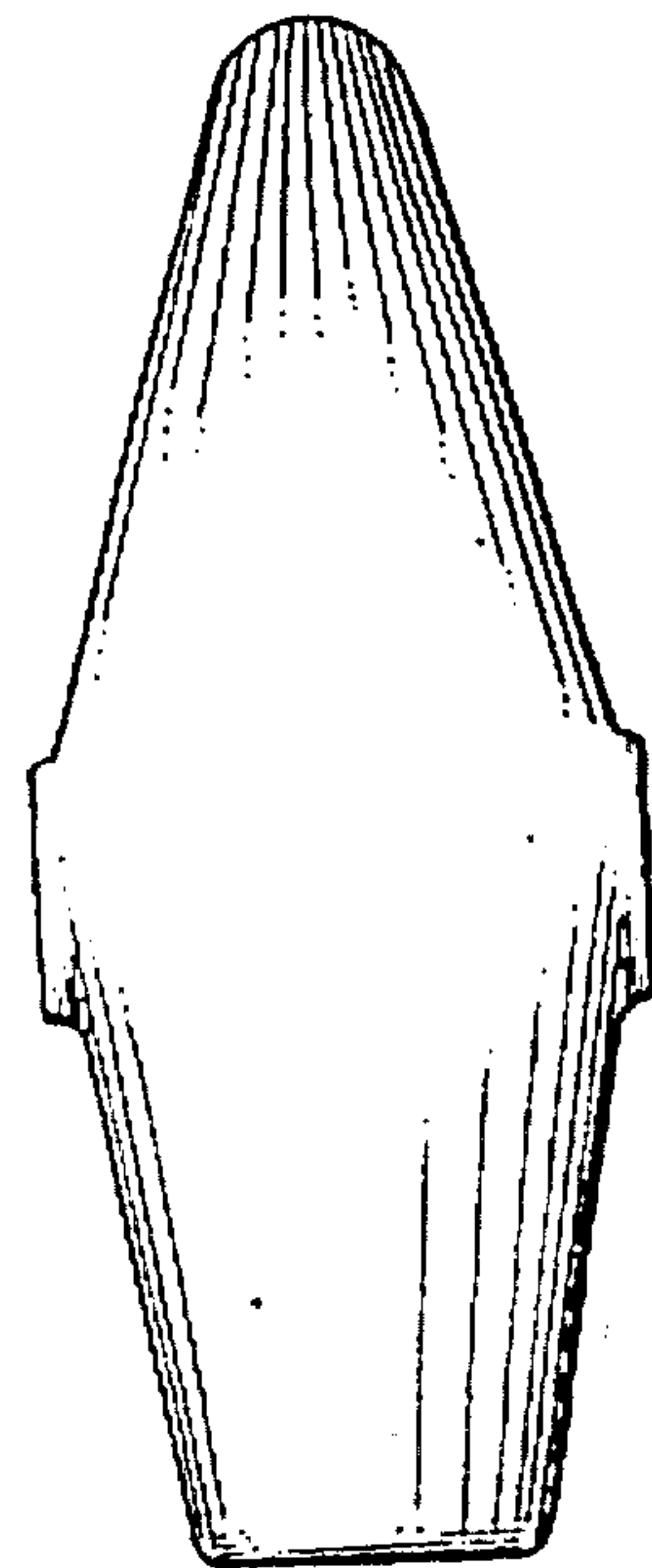
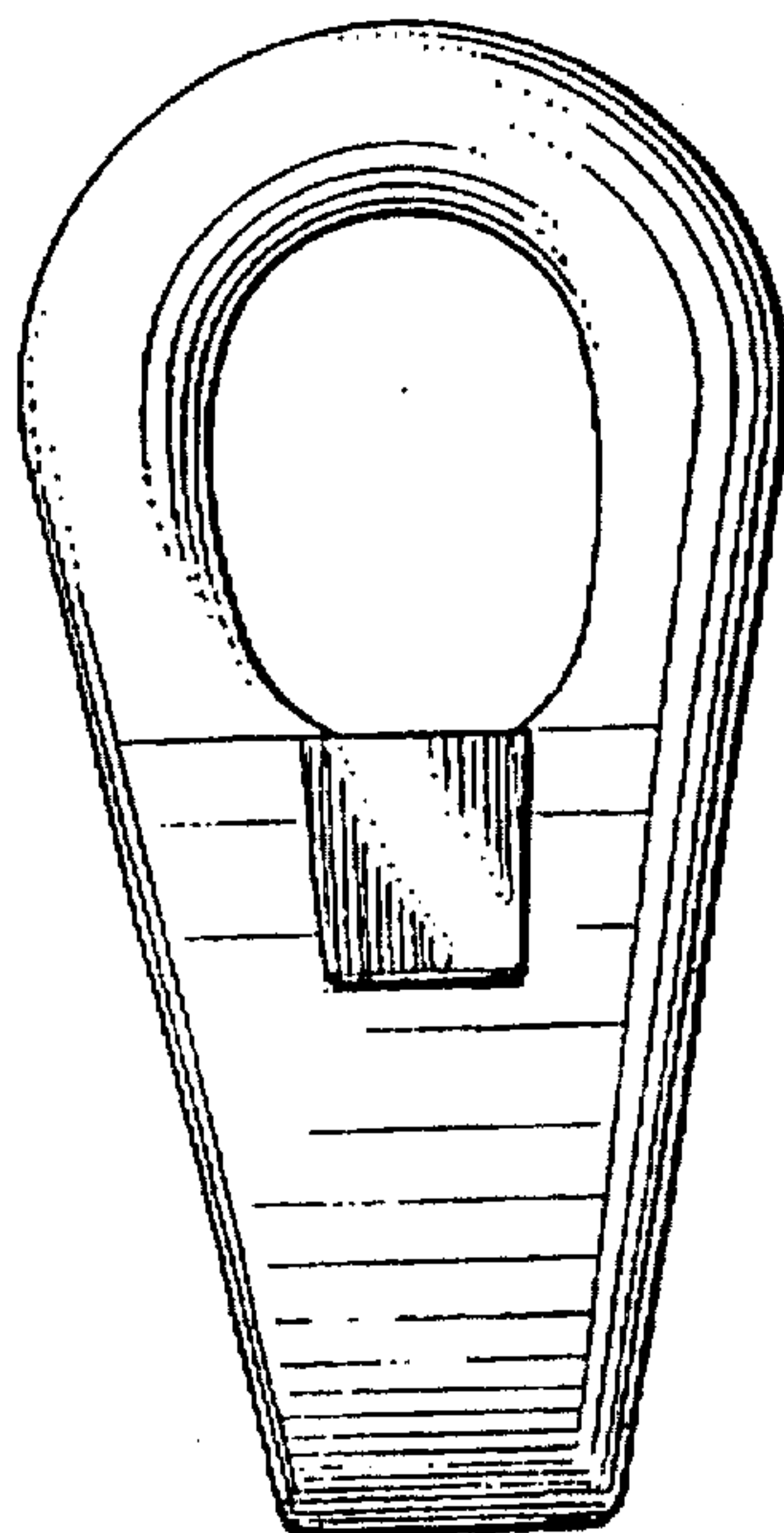
FIG. 2 is a front elevation view thereof;

FIG. 3 is a side elevational view thereof, the opposite side elevational view being a mirror image of that shown.

FIG. 4 is a rear elevational view thereof.

FIG. 5 is a top plan view thereof.

FIG. 6 is a bottom plan view thereof.



**REEXAMINATION CERTIFICATE
ISSUED UNDER 35 U.S.C. 307**

NO AMENDMENTS HAVE BEEN MADE TO
THE PATENT

AS A RESULT OF REEXAMINATION, IT HAS
BEEN DETERMINED THAT:

5 The patentability of the claim is confirmed.

* * * * *

10

15

20

25

30

35

40

45

50

55

60

65