

[54] CRIB END

D. 275,537 9/1984 Brunner et al. .... D6/395 X

[75] Inventors: William S. Suvak, Salem, Ind.; Lloyd I. Snyder, Chatham, N.J.

Primary Examiner—Bruce W. Dunkins  
Attorney, Agent, or Firm—Barnes & Thornburg

[73] Assignee: Smith Cabinet Manufacturing Company, Inc., Salem, Ind.

[57] CLAIM

[\*\*] Term: 14 Years

The ornamental design for a crib end, as shown and described.

[21] Appl. No.: 683,586

DESCRIPTION

[22] Filed: Dec. 19, 1984

FIG. 1 is a front elevational view of a crib end or similar article showing our design;

[52] U.S. Cl. .... D6/508

FIG. 2 is a top view of the crib end in FIG. 1;

[58] Field of Search ..... D6/330, 502, 393, 395, D6/390, 505, 508

FIG. 3 is a left side elevational view of the crib end in FIG. 1;

[56] References Cited

U.S. PATENT DOCUMENTS

- D. 170,076 7/1953 Brenner ..... D6/330
- D. 191,657 10/1961 Swarts et al. .... D6/508
- D. 271,357 11/1983 Brunner et al. .... D6/508
- D. 274,876 7/1984 Mower et al. .... D6/502 X

FIG. 4 is a bottom view of the crib end in FIG. 1;  
FIG. 5 is a sectional view on an enlarged scale and taken along lines 5—5 of FIG. 1.

The invention is characterized by the distinctive shape of the top rail as best shown by FIGS. 3, 4 and 5, and the inclination of the spindles as best shown by FIGS. 3 and 5.

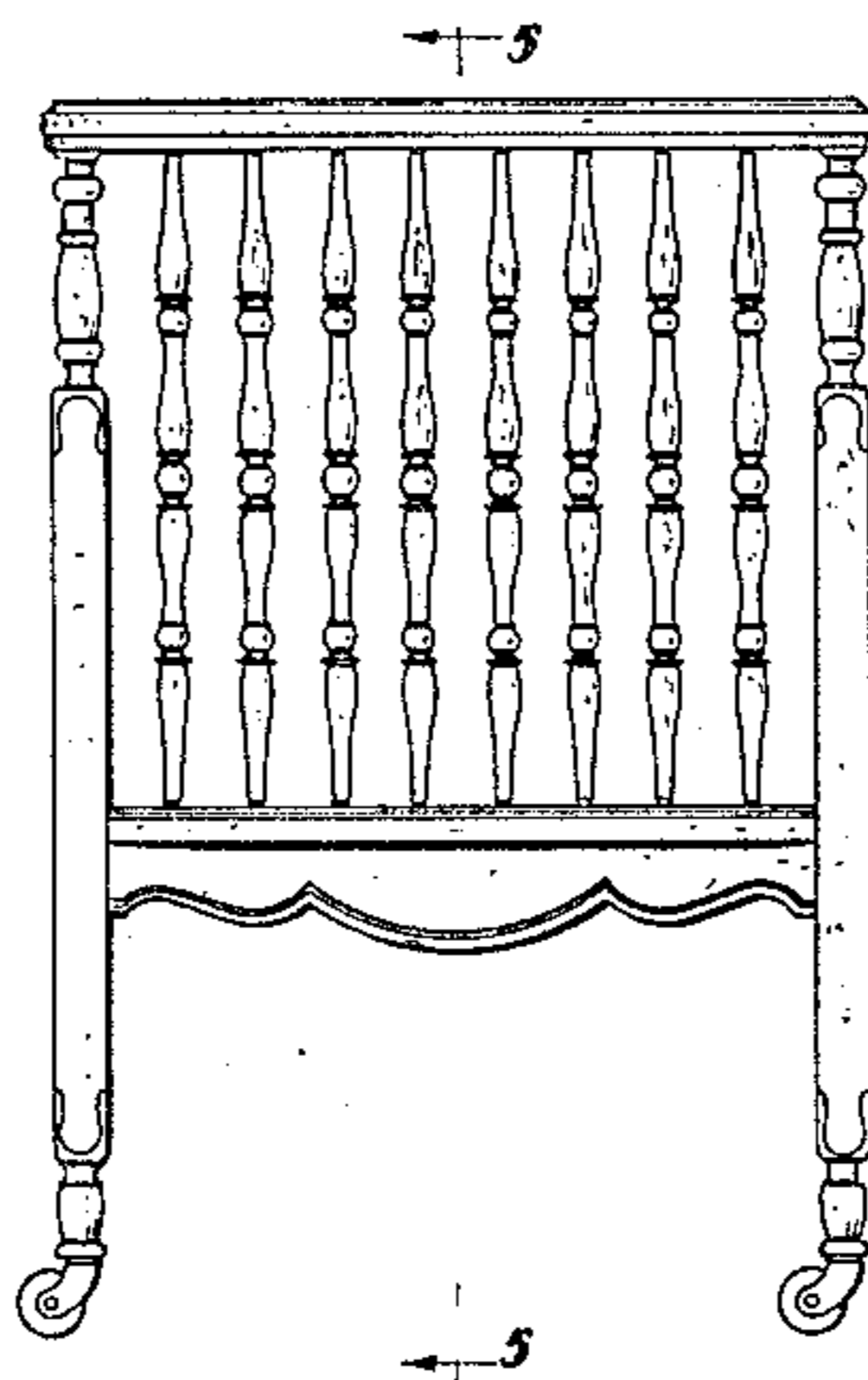




FIG. 2

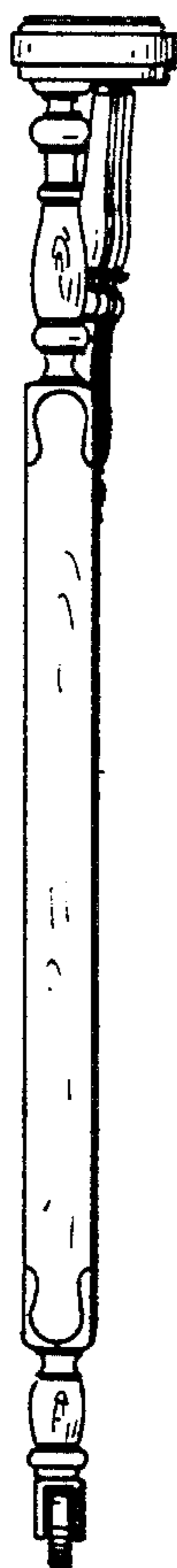


FIG. 3

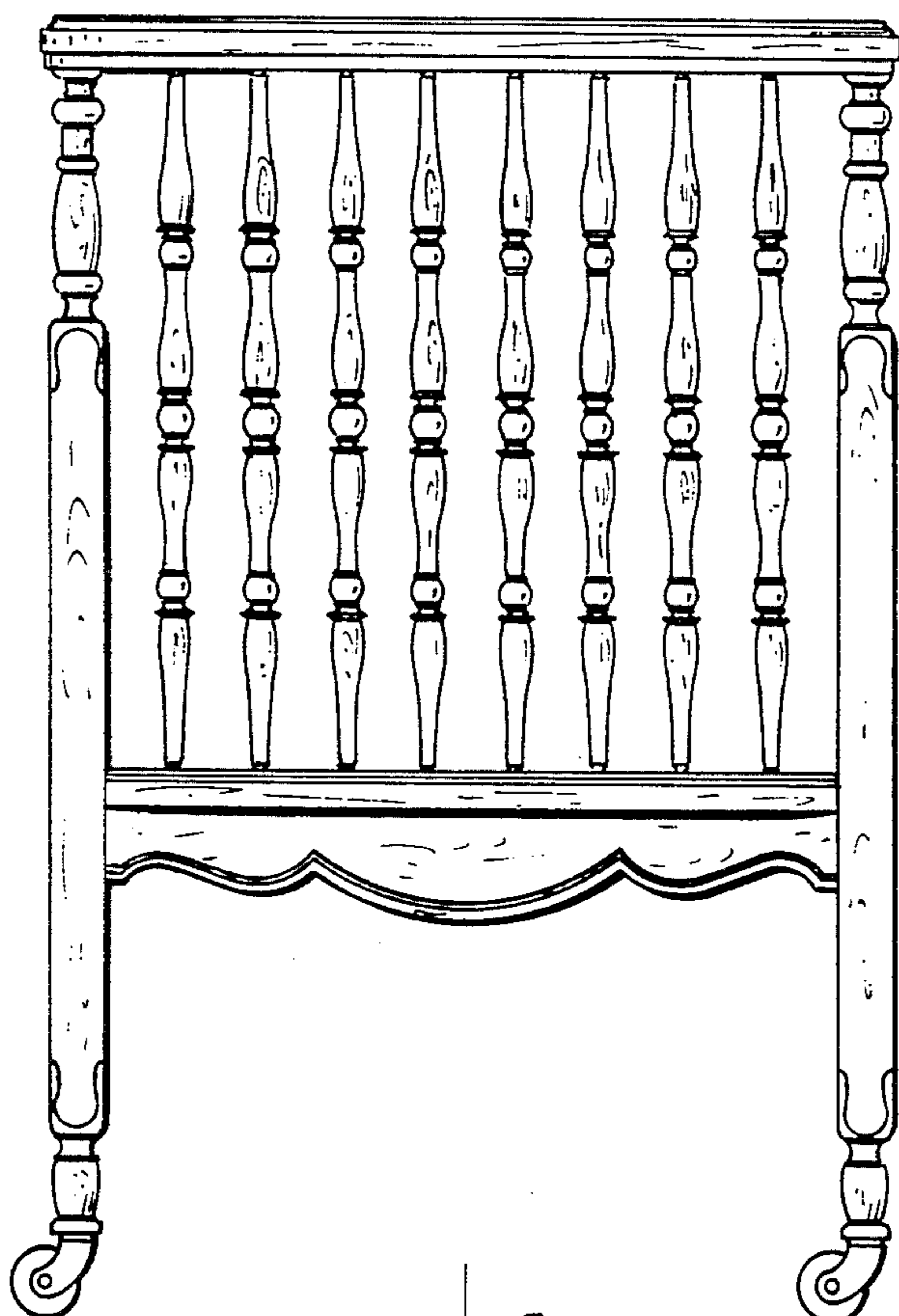


FIG. 1

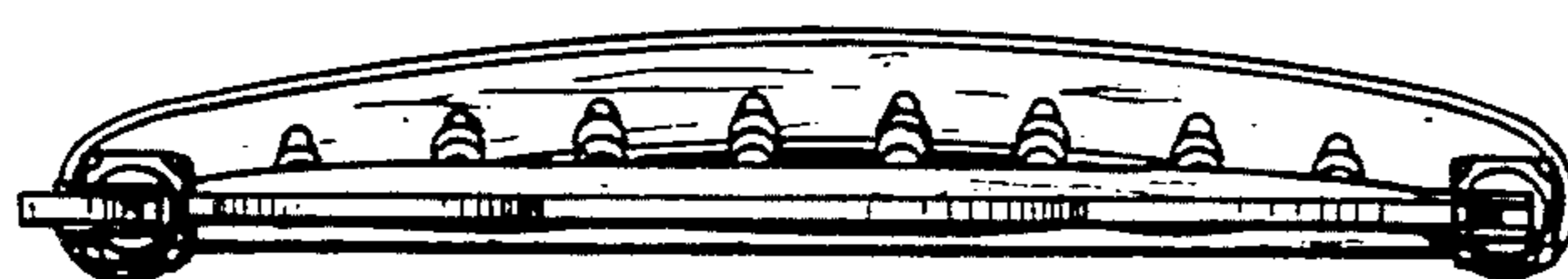
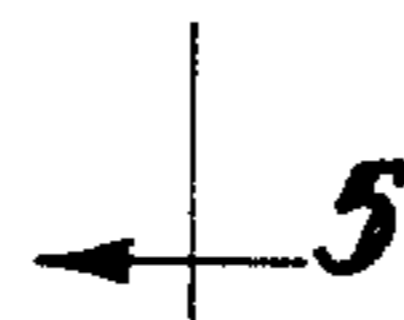


FIG. 4

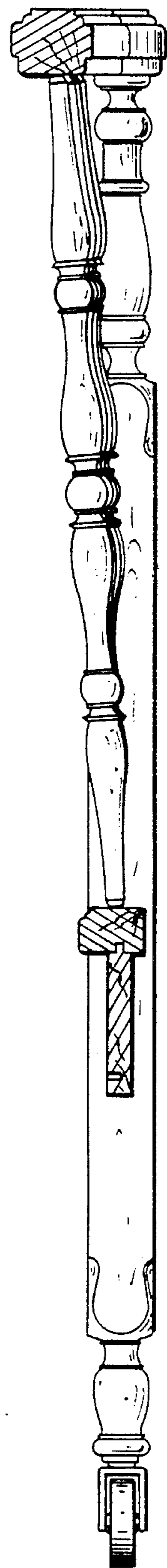


FIG. 5

UNITED STATES PATENT AND TRADEMARK OFFICE  
**CERTIFICATE OF CORRECTION**

PATENT NO. : Des. 290,322  
DATED : June 16, 1987  
INVENTOR(S) : Suvak et al.

It is certified that error appears in the above-identified patent and that said Letters Patent is hereby corrected as shown below:

In the claim after the word "end", insert --or similar article--.

**Signed and Sealed this  
Ninth Day of February, 1988**

*Attest:*

DONALD J. QUIGG

*Attesting Officer*

*Commissioner of Patents and Trademarks*