

[54] **AIR FRESHENER**

[75] **Inventor: Marie-Paule Thompson, Weybridge, United Kingdom**

[73] **Assignee: Cannie Products Limited, Surrey, United Kingdom**

[**] **Term: 14 Years**

[21] **Appl. No.: 759,842**

[22] **Filed: Jul. 29, 1985**

[30] **Foreign Application Priority Data**

Feb. 12, 1985 [GB] United Kingdom 1024949

Feb. 12, 1985 [GB] United Kingdom 1024950

Feb. 12, 1985 [GB] United Kingdom 1024951

[52] **U.S. Cl. D23/150**

[58] **Field of Search D23/146-150; D11/30, 33, 48, 63-64, 67, 81, 84, 99, 106, 117-118, 125, 139, 157, 204, 211, 223, 225, 231, 241; D30/43; D20/22-23, 26-29; 239/34-36, 43-44, 47, 49, 51.5, 53-56, 59-60; D7/5**

[56] **References Cited**

U.S. PATENT DOCUMENTS

D. 3,260	11/1868	Foerster	D20/26
D. 38,206	5/1906	Allen	D23/166
D. 156,136	11/1949	Majeska	D11/84
D. 165,723	1/1952	Schneelock	D7/5
D. 275,408	9/1984	Maloney	D20/43
1,350,890	8/1920	Tanzey	D20/22 X
2,218,037	10/1940	Duers et al.	239/55 X
2,625,758	1/1953	Shepherd	40/23 R
3,959,908	6/1976	Lone	D30/43
4,283,011	8/1981	Spector	239/36
4,292,749	10/1981	Thomas	40/23 R X

Primary Examiner—Wallace R. Burke

Assistant Examiner—Brian N. Vinson

Attorney, Agent, or Firm—Shoemaker and Mattare, Ltd.

[57] **CLAIM**

The ornamental design for an air freshener, essentially as shown and described.

DESCRIPTION

FIG. 1 is a front elevational view of an air freshener showing my new design;

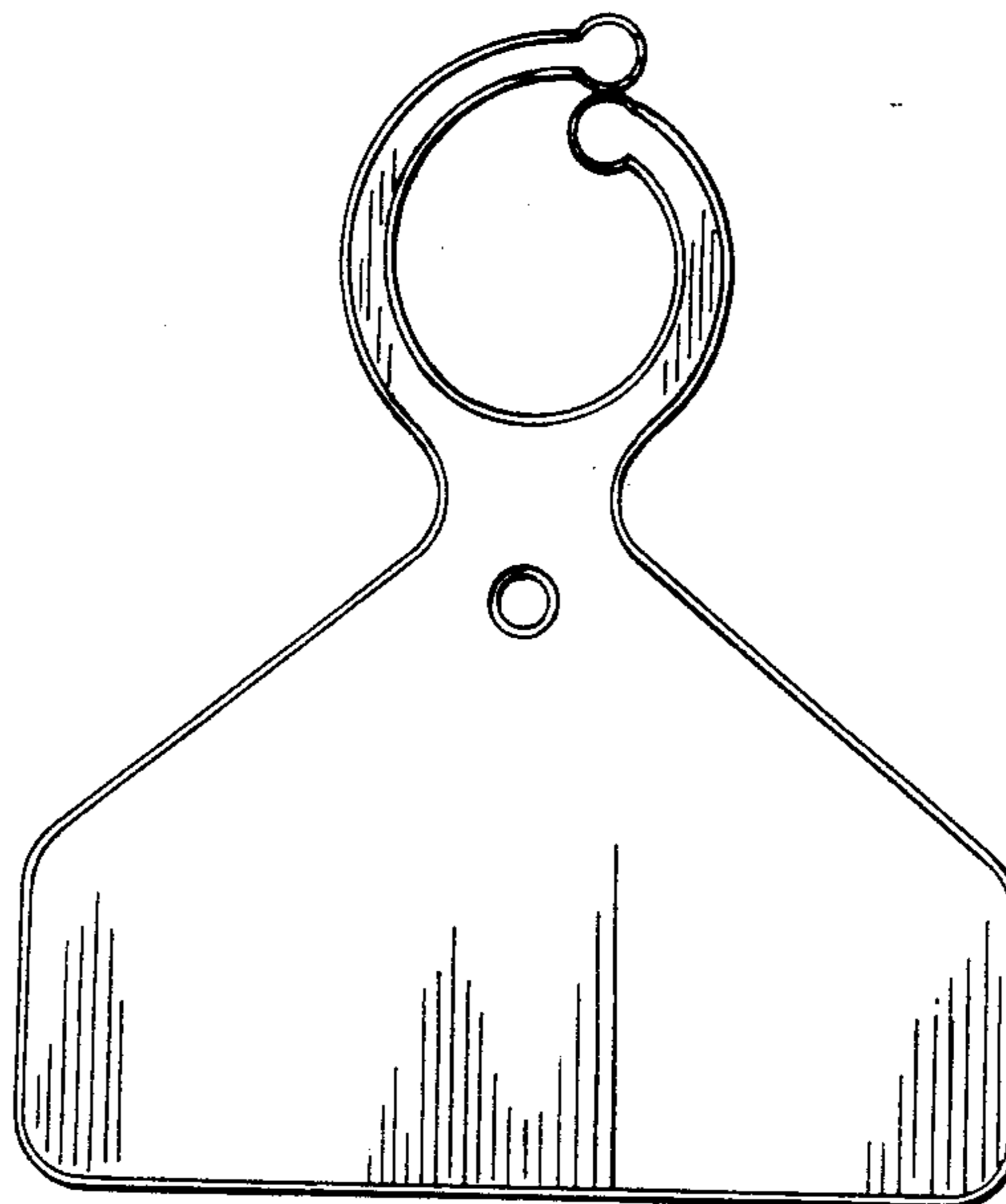
FIG. 2 is a left side elevational view thereof;

FIG. 3 is a right side elevational view thereof;

FIG. 4 is a top plan view thereof;

FIG. 5 is a bottom plan view thereof; and

FIG. 6 is a rear elevational view thereof.



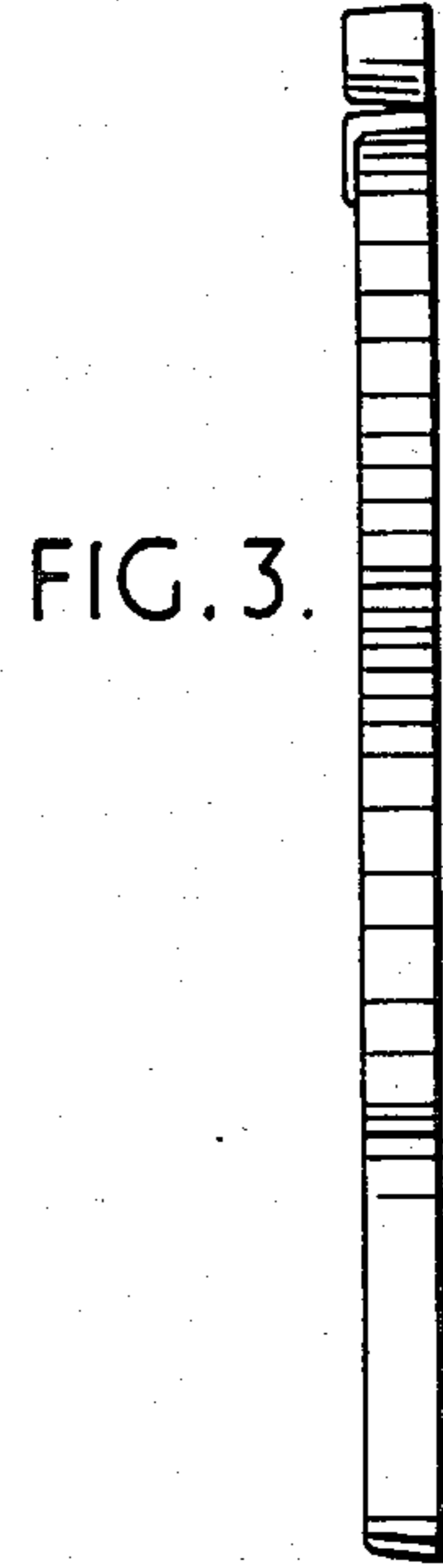
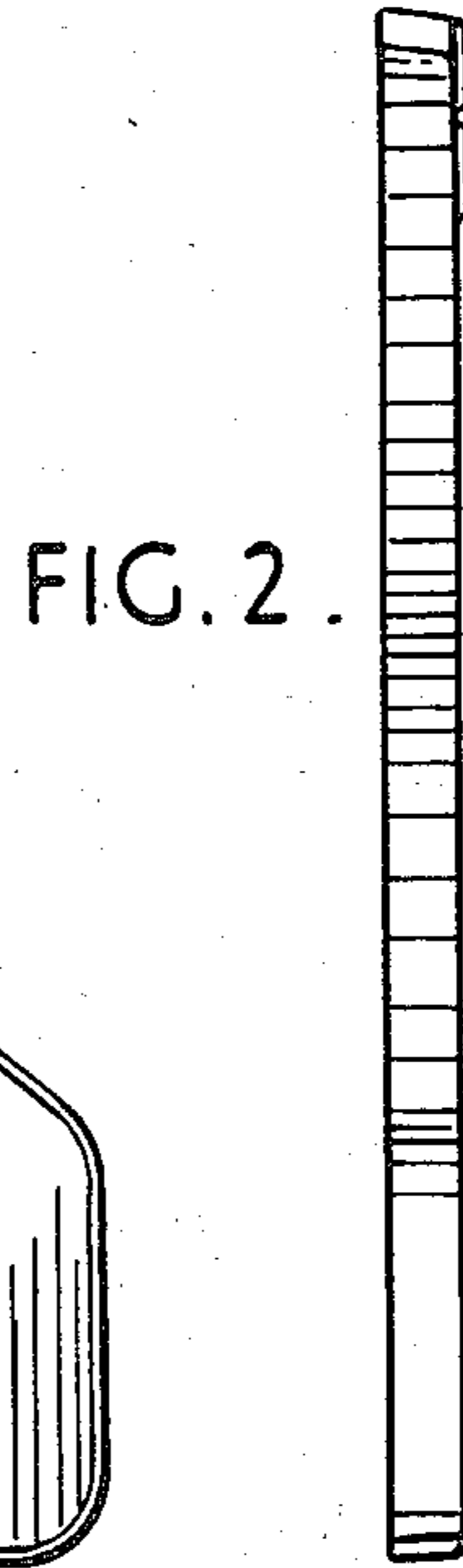
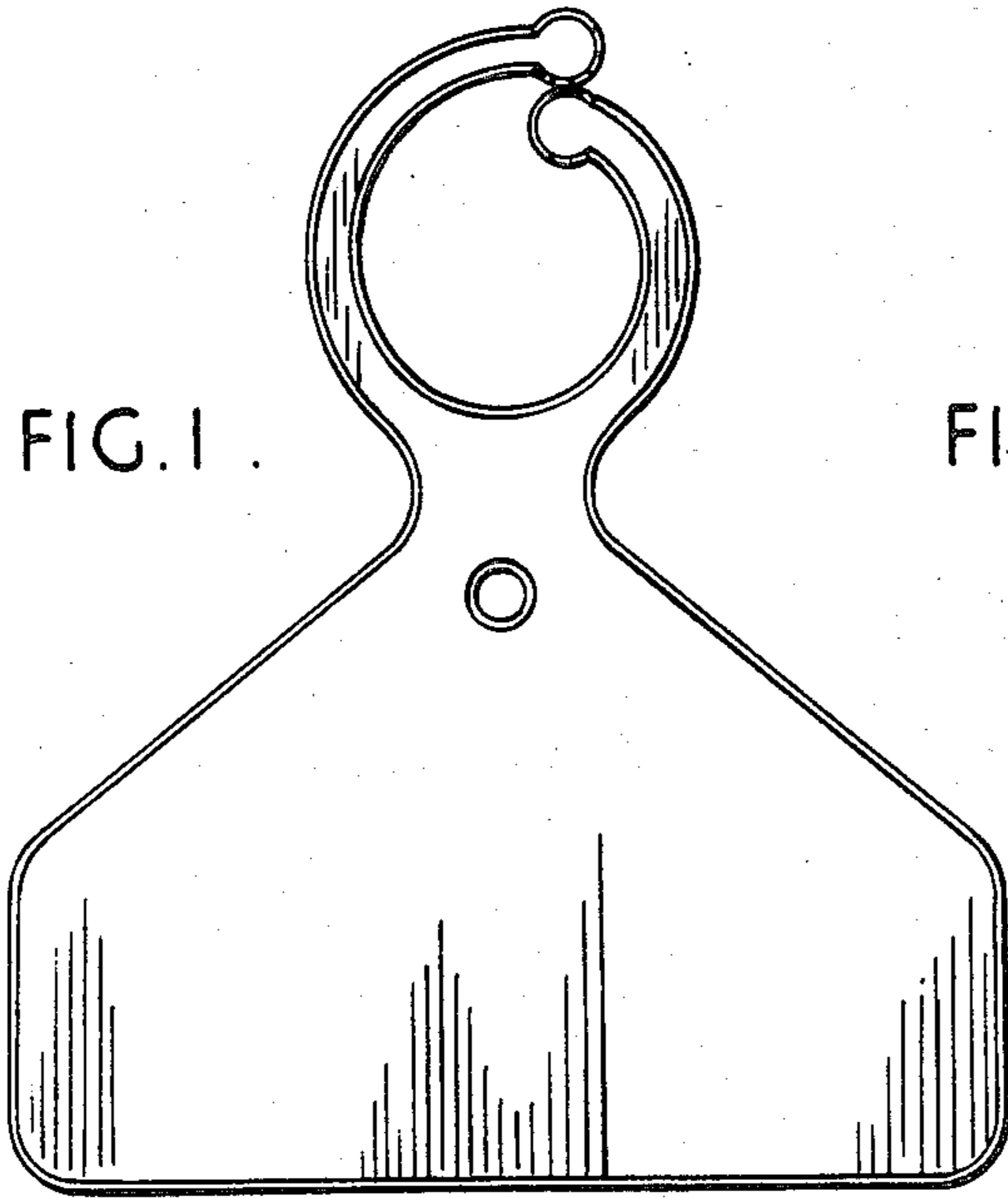


FIG. 4.




FIG. 5.

