

[54] VENDING MACHINE FOR BEVERAGES

[75] Inventor: McGarrah Robert, Melville, N.Y.

[73] Assignee: PepsiCo Inc., Purchase, N.Y.

[ \* ] Notice: The portion of the term of this patent subsequent to Jun. 9, 2001 has been disclaimed.

[\*\*] Term: 14 Years

[21] Appl. No.: 718,882

[22] Filed: Apr. 2, 1985

[52] U.S. Cl. .... D20/5

[58] Field of Search ..... D20/1-9; 194/350; 221/129, 131, 133; 220/315

[56] References Cited

U.S. PATENT DOCUMENTS

D. 153,541	4/1949	Otto	.....	D20/1
D. 154,662	8/1949	Copeland	.....	D20/1
D. 189,062	10/1960	Hodgman	.....	D20/5
D. 213,532	3/1969	Yeo	.....	D20/6
D. 227,300	6/1973	Yamada	.....	D20/4

D. 258,455	3/1981	Stafford	.....	D20/4
D. 266,337	9/1982	Bachmann et al.	.....	D20/5
D. 267,498	1/1983	Bachmann et al.	.....	D20/5
3,128,013	4/1964	Holstein et al.	.....	221/131 X
3,315,023	4/1967	Davis	.....	220/315 X
4,245,730	1/1981	Bachmann et al.	.....	194/350
4,454,670	6/1984	Bachmann et al.	.....	194/350 X

Primary Examiner—Bernard Ansher  
Assistant Examiner—Linda Titolo  
Attorney, Agent, or Firm—Scully, Scott Murphy & Presser

[57] CLAIM

The ornamental design for a vending machine for beverages, as shown and described.

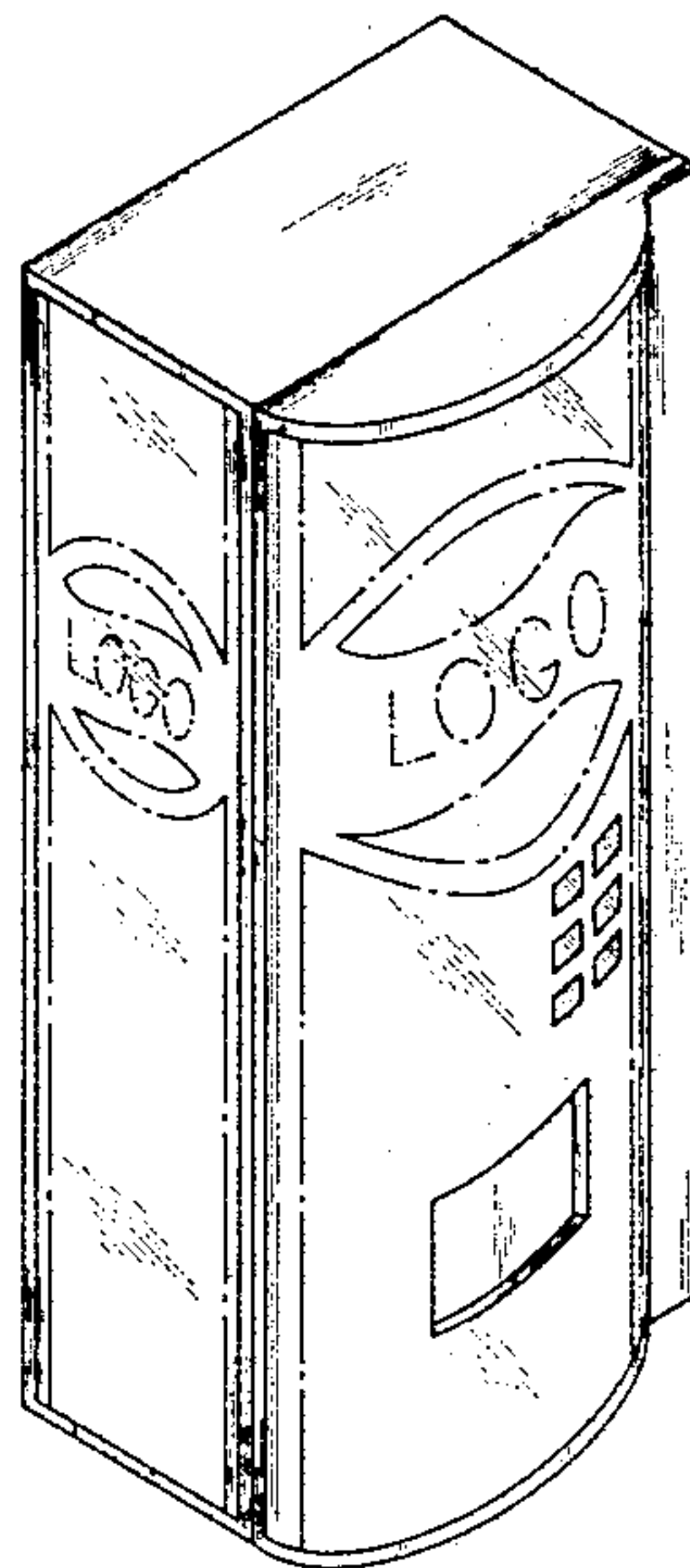
DESCRIPTION

FIG. 1 is a top front left side perspective view of a vending machine for beverages, showing my new design;

FIG. 2 is a left side elevational view thereof; and

FIG. 3 is a right side elevational view thereof.

The broken lines indicating surface detail in FIGS. 1-3 are shown for illustrative purposes only.






FIG. 1

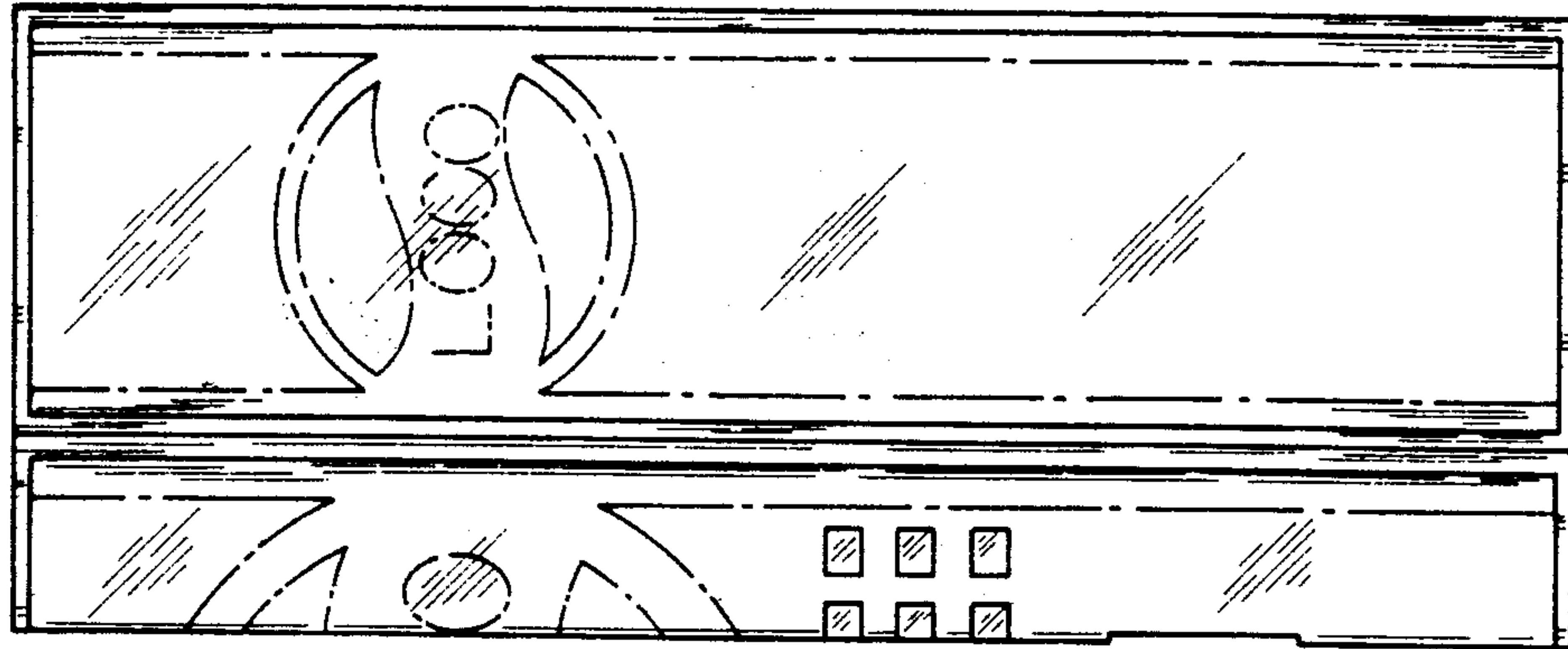


FIG. 3

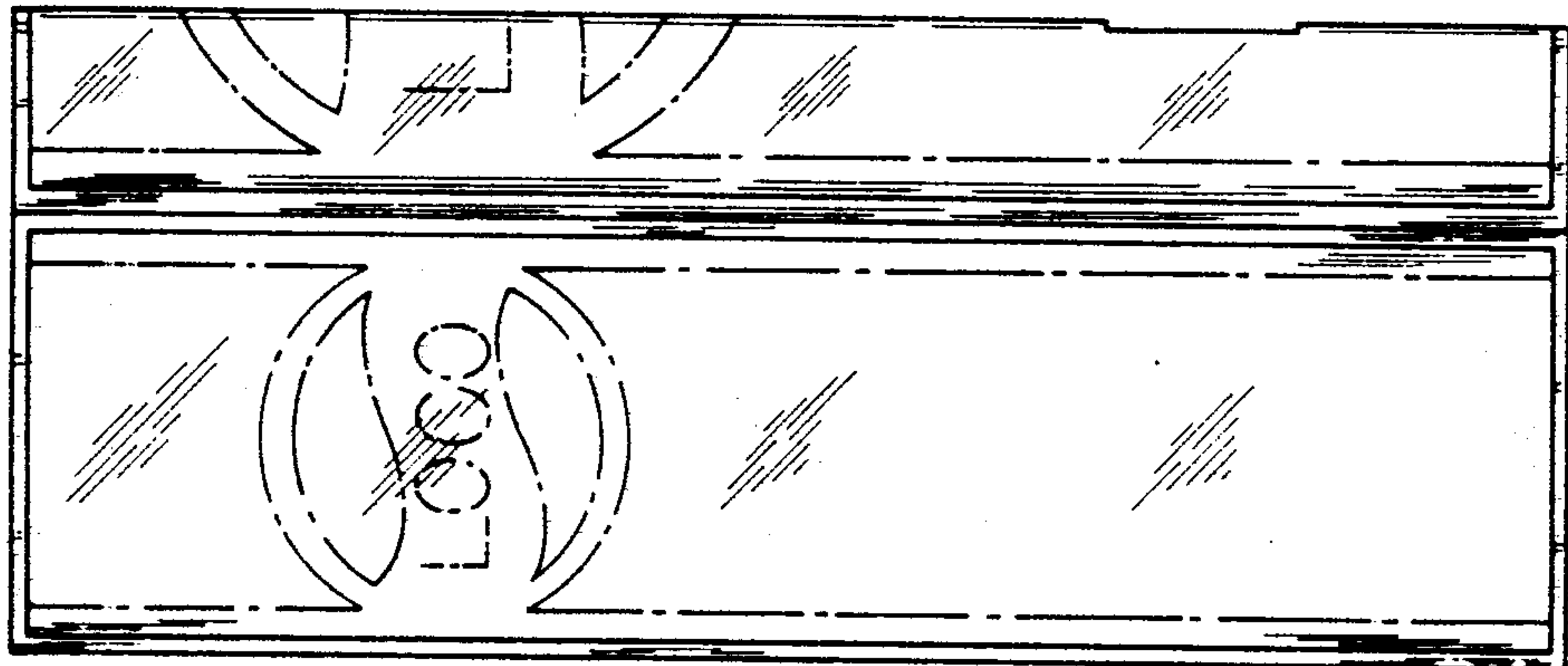


FIG. 2