

[54] **AUTOMOTIVE FUEL DISTRIBUTION BLOCK**

[76] **Inventor: Harry L. van der Wyk, 1930-40 E. Walnut St., Pasadena, Calif. 91107**

[\*\*] **Term: 14 Years**

[21] **Appl. No.: 539,833**

[22] **Filed: Oct. 7, 1983**

[52] **U.S. Cl. .... D15/5; D15/6; D23/40**

[58] **Field of Search ..... D8/349, 354; 248/49, 248/65, 512; 261/23 A, 39 A, 36 A, 44 R, DIG. 38, 56, 60, 78; D15/5.6; D23/40; 123/52 R, 52 MC, 198 R, 198 F, DIG. 7**

[56] **References Cited**

**U.S. PATENT DOCUMENTS**

Re. 17,931	1/1931	Smalley .....	248/68.1
1,858,101	5/1932	McAfee .....	248/49
3,026,076	3/1962	Bender .....	D8/356
3,087,982	4/1963	Hayes .....	248/68.1
3,965,221	6/1976	Englert et al. ....	261/23 A
4,198,357	4/1980	Berriman et al. ....	261/DIG. 78
4,283,355	8/1971	Herd, Jr. et al. ....	261/DIG. 56

4,305,892	12/1981	Hallberg .....	261/36 A
4,513,934	4/1985	Pruyne .....	249/49

**FOREIGN PATENT DOCUMENTS**

2733361	1/1979	Fed. Rep. of Germany .....	248/49
---------	--------	----------------------------	--------

**OTHER PUBLICATIONS**

Trucking Magazine, 9/1983; p. 58; Item 5; Fuel Distribution Block.

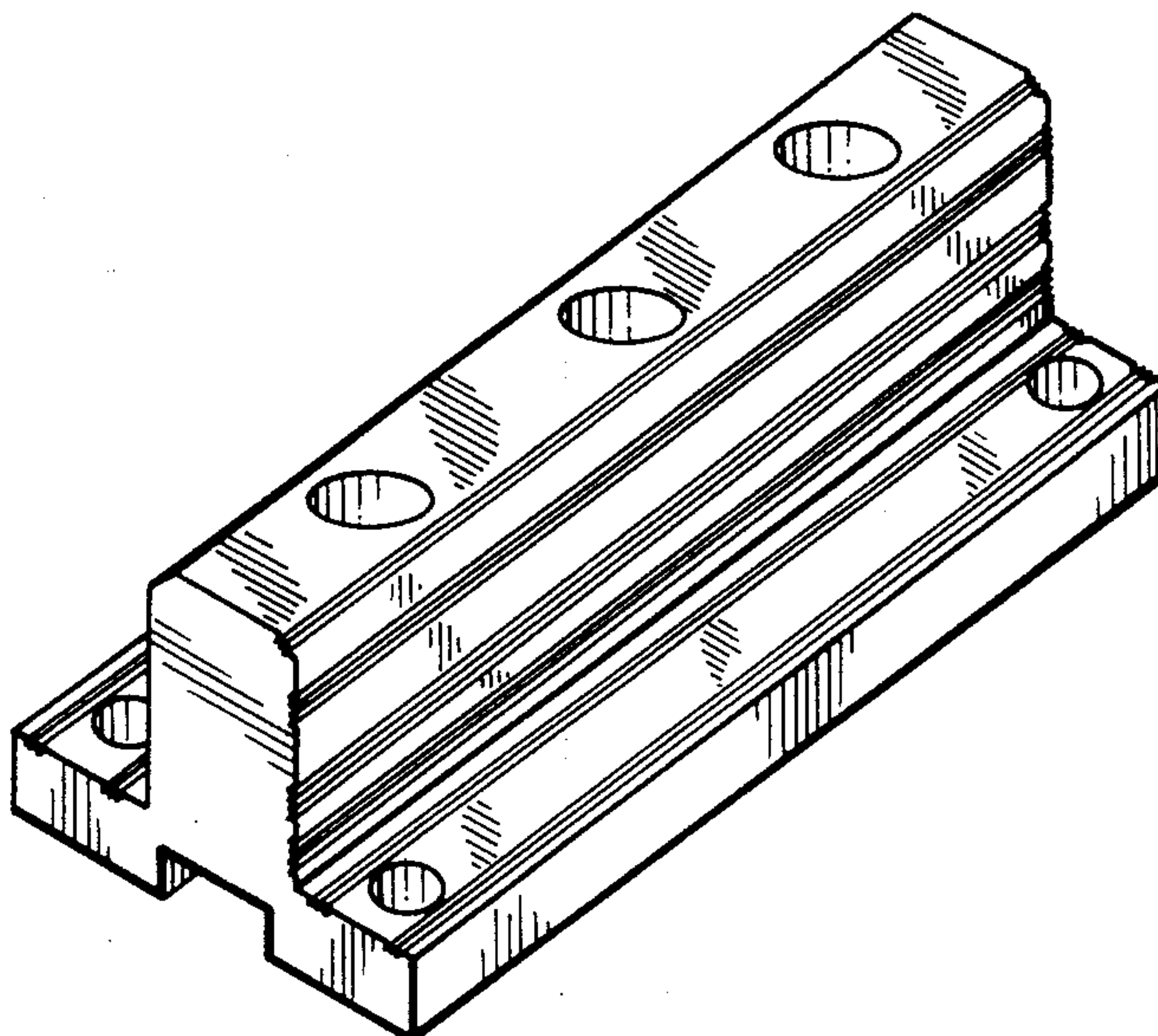
*Primary Examiner*—B. J. Bullock  
*Attorney, Agent, or Firm*—John E. Wagner

[57] **CLAIM**

The ornamental design for an automotive fuel distribution block, as shown.

**DESCRIPTION**

FIG. 1 is a perspective view of an automotive fuel distribution block showing my new design; FIG. 2 is a side elevational view thereof, the opposite side being the mirror image thereof. FIG. 3 is an end elevational view, the opposite end being the mirror image thereof. FIG. 4 is a top view thereof; and FIG. 5 is a bottom view thereof.



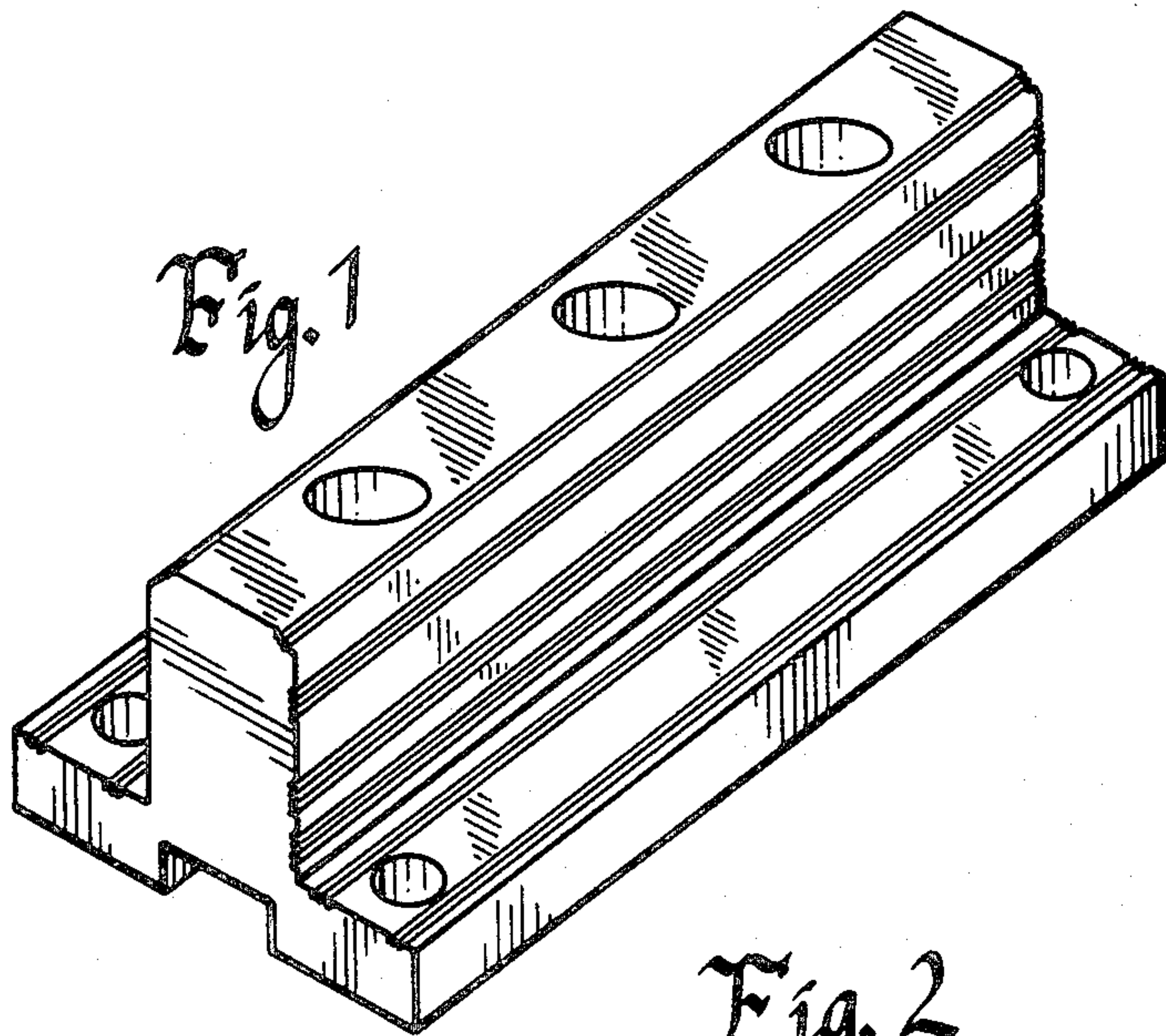


Fig. 1

Fig. 2

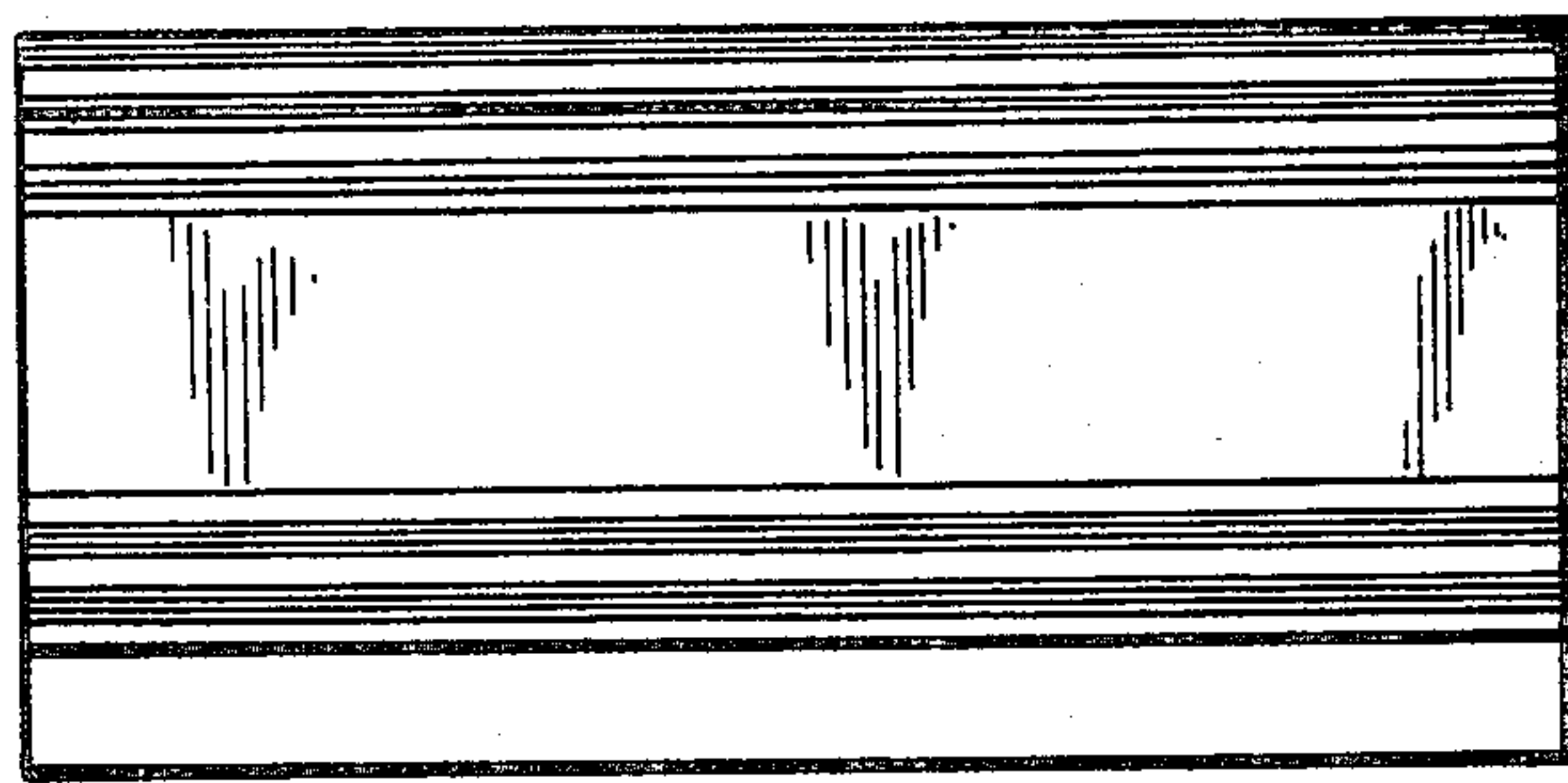


Fig. 3




Fig. 4

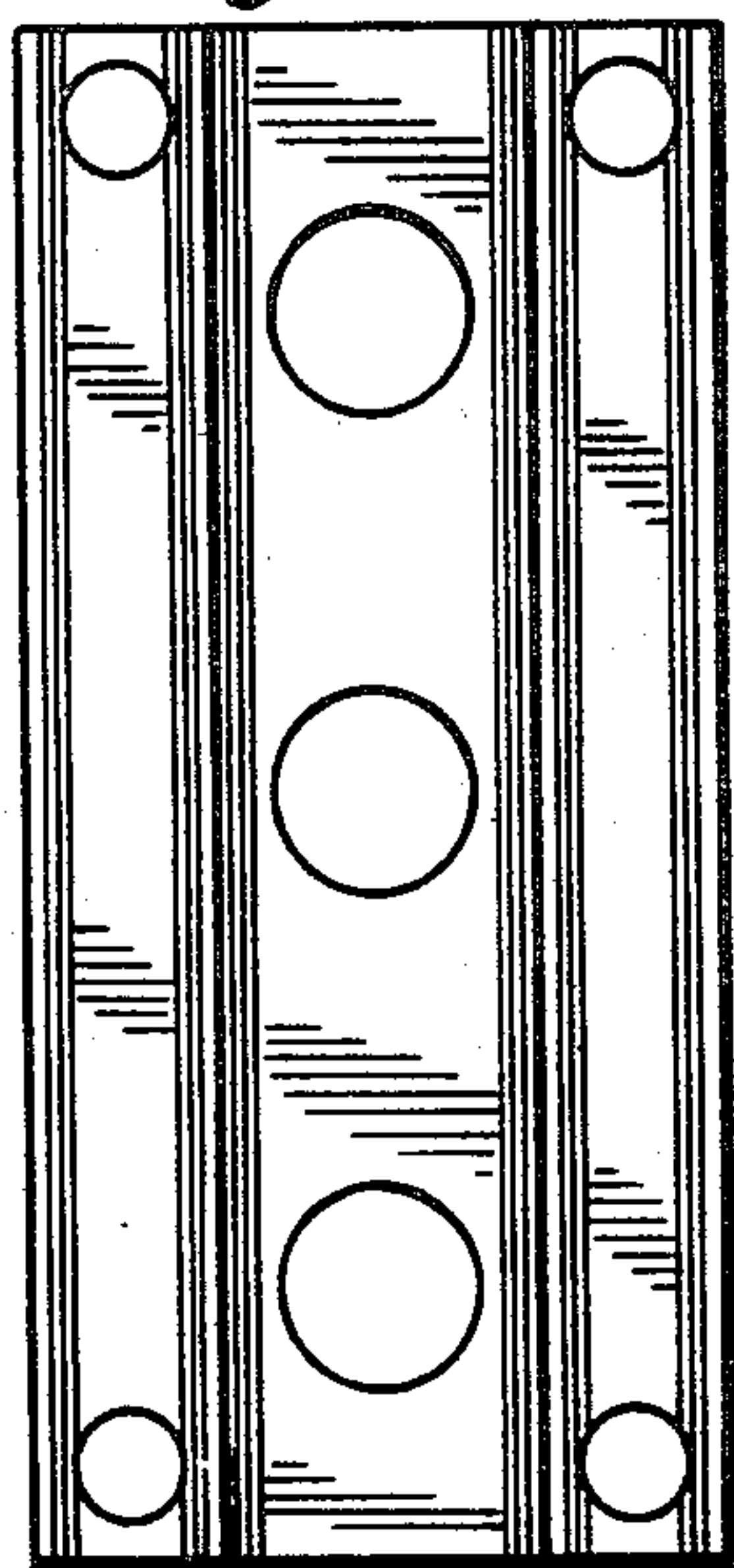


Fig. 5

