

[54] VIDEO DISK PLAYER OR THE LIKE

[75] Inventor: Kinji Ishii, Yokohama, Japan  
[73] Assignee: Sony Corporation, Tokyo, Japan  
[\*\*] Term: 14 Years  
[21] Appl. No.: 665,117  
[22] Filed: Oct. 26, 1984

[30] Foreign Application Priority Data

Apr. 28, 1984 [JP] Japan ..... 59-17817  
[52] U.S. Cl. .... D14/1; D14/2  
[58] Field of Search ..... D14/1, 2, 3, 5, 6, 7,  
D14/77, 78, 99

[56] References Cited

U.S. PATENT DOCUMENTS

D. 264,585 5/1982 Takanaga et al. .... D14/2  
D. 274,617 7/1984 Goto ..... D14/1  
D. 275,566 9/1984 O'Leary ..... D14/77 X  
D. 277,849 3/1985 Hashimoto et al. .... D14/1 X  
D. 286,041 10/1986 Hiraoka et al. .... D14/1

OTHER PUBLICATIONS

Video Review, Aug. 1982, p. 20, top left of page,  
Videodisc Player.  
High Fidelity, Dec. 1983, p. 49.

Primary Examiner—Bernard Ansher  
Assistant Examiner—Theodore M. Shooman  
Attorney, Agent, or Firm—Lewis H. Eslinger; Alvin  
Sinderbrand

[57] CLAIM

The ornamental design for a video disk player or the  
like, as shown and described.

DESCRIPTION

FIG. 1 is a top, front and right side perspective view of  
a video disk player or the like showing my new design;  
FIG. 2 is a top, front and right side perspective view  
thereof, shown with disk-holder drawer in the open  
position;  
FIG. 3 is a front elevational view thereof;  
FIG. 4 is a rear elevational view thereof;  
FIG. 5 is a left side elevational view thereof;  
FIG. 6 is a right side elevational view thereof;  
FIG. 7 is a top plan view thereof; and  
FIG. 8 is a bottom plan view thereof.




FIG. 1




FIG. 3

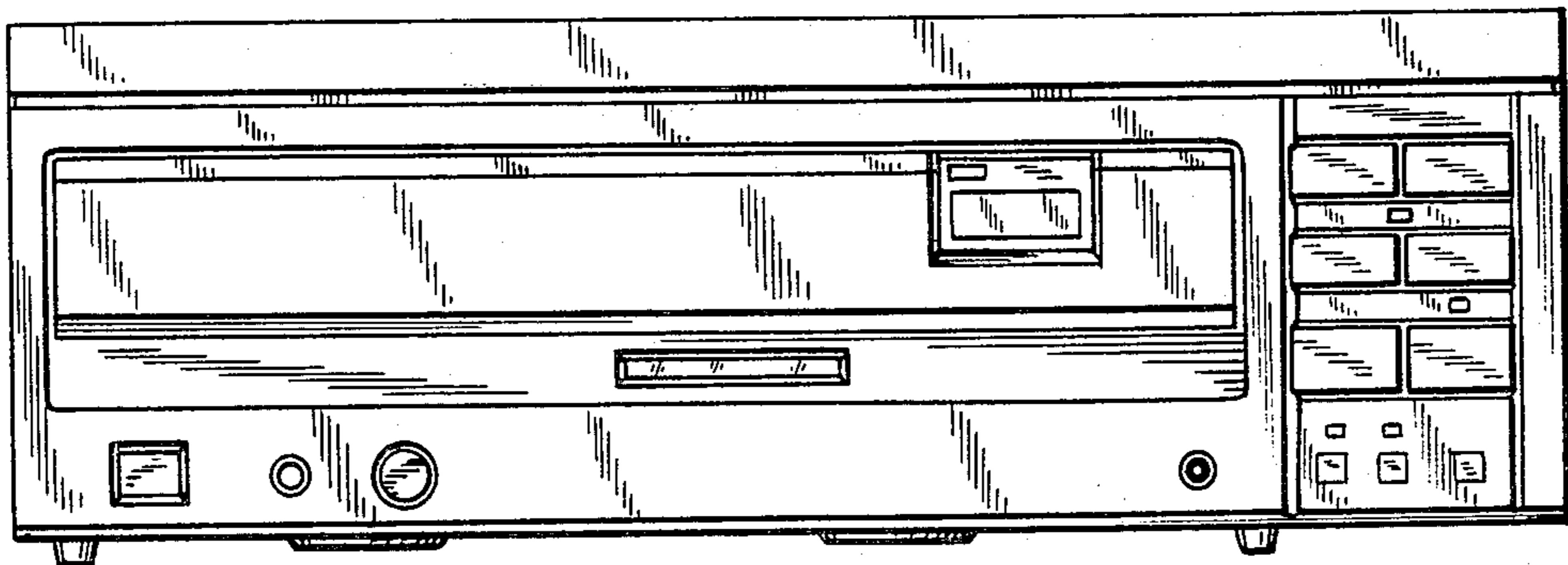


FIG. 2

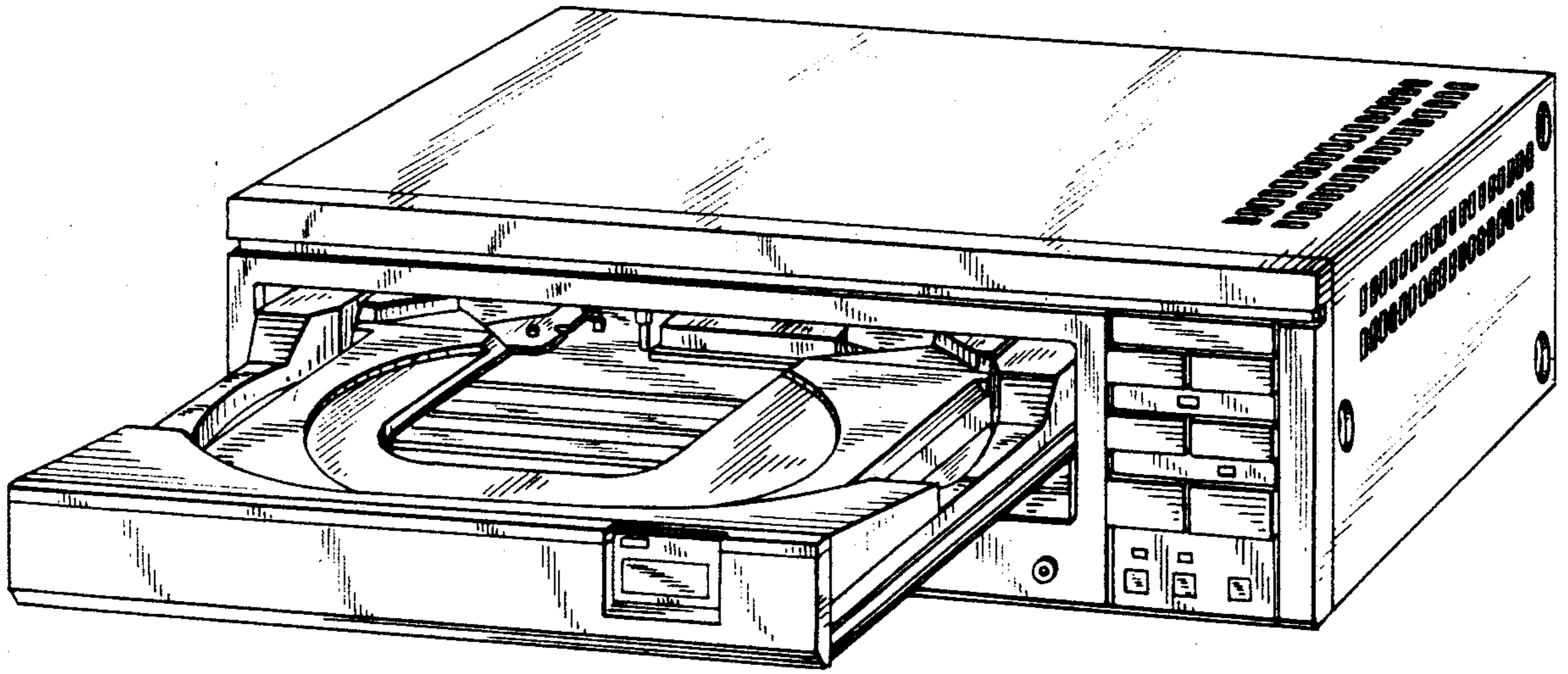


FIG. 5

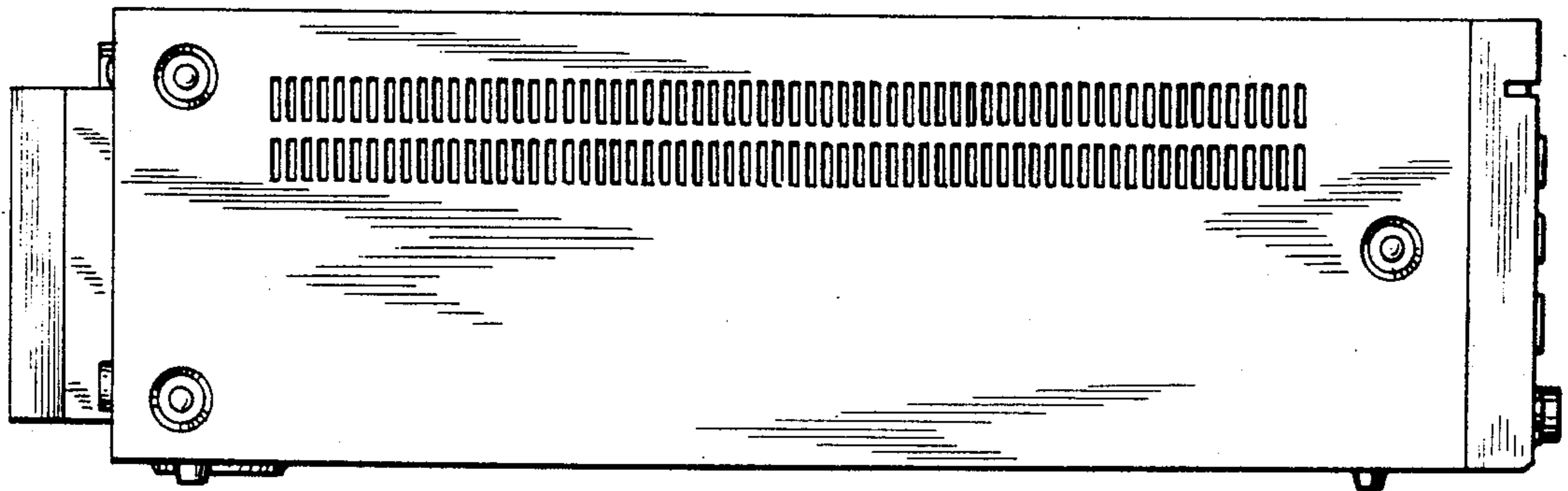


FIG. 4

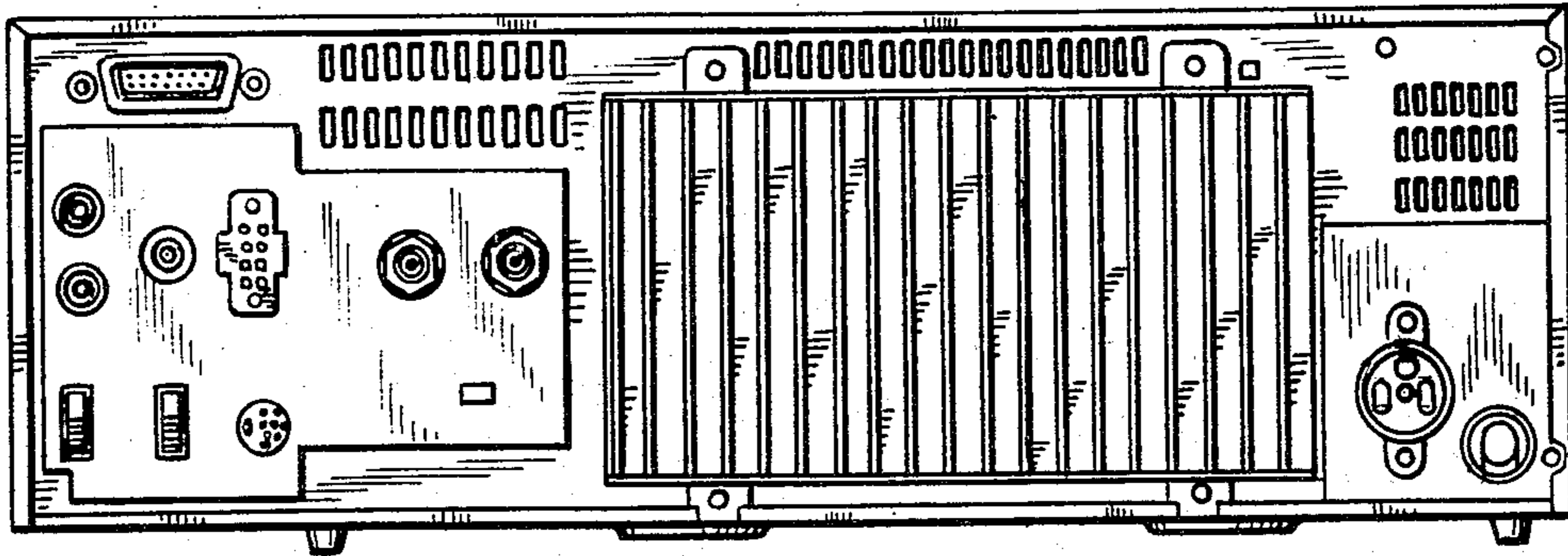


FIG. 7

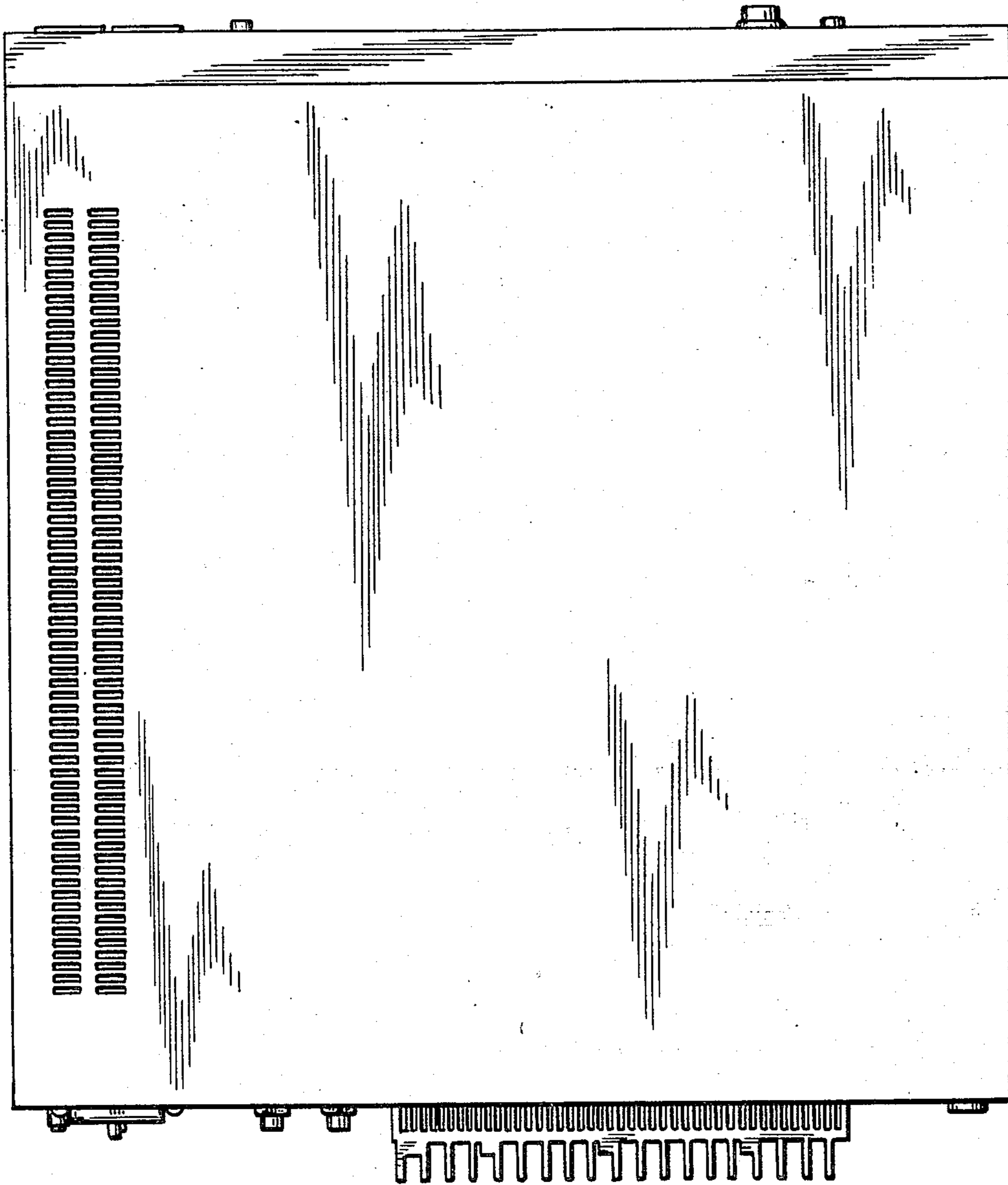


FIG. 6




FIG. 8

