

[54] **REFLECTING GUIDE POST**

[75] **Inventor: Robert W. Rynberk, Hinsdale, Ill.**

[73] **Assignee: Valley View Specialties Co.,  
Crestwood, Ill.**

[\*\*] **Term: 14 Years**

[21] **Appl. No.: 598,231**

[22] **Filed: Apr. 9, 1984**

[52] **U.S. Cl. .... D10/111**

[58] **Field of Search ..... D8/1; D10/111; D21/255;  
404/9-16; 40/612**

[56] **References Cited**

**U.S. PATENT DOCUMENTS**

D. 218,582 9/1970 Kiester ..... D21/255  
3,066,577 12/1962 Gunderson ..... D10/111  
3,066,899 12/1962 Rossi ..... 40/612

**FOREIGN PATENT DOCUMENTS**

0024975 of 1904 United Kingdom ..... 40/612

*Primary Examiner*—B. J. Bullock  
*Attorney, Agent, or Firm*—James P. Ryther

[57] **CLAIM**

The ornamental design for a reflecting guide post, as shown.

**DESCRIPTION**

FIG. 1 is a front perspective view of a reflecting guide post showing my new design;  
FIG. 2 is a front elevational view; the rear elevational view being identical;  
FIG. 3 is a left side elevational view, both sides being identical;  
FIG. 4 is a top plan view;  
FIG. 5 is a bottom plan view; and,  
FIG. 6 is a sectional view taken along line 6—6 of FIG. 2.

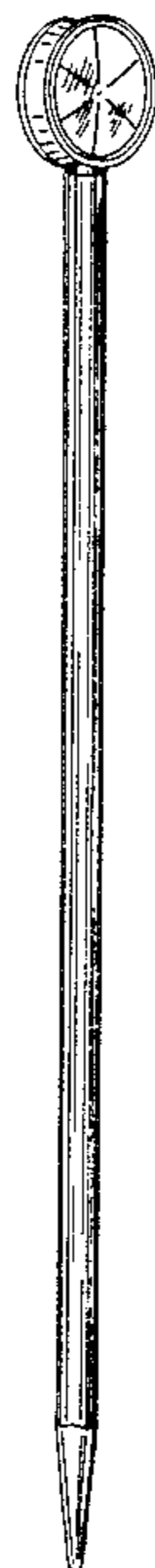


FIG. 1.

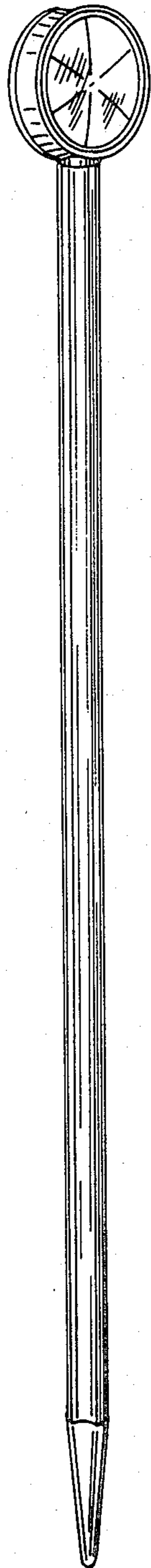


FIG. 2.

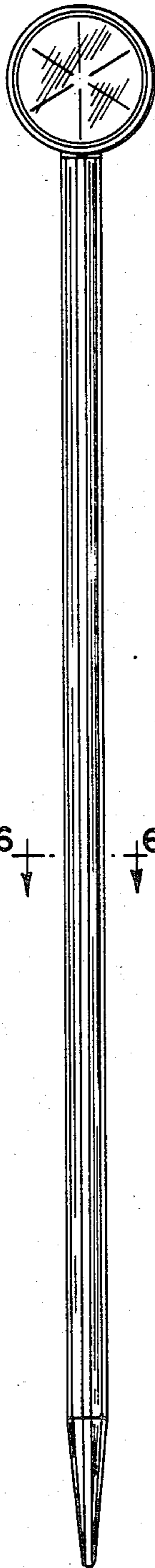


FIG. 3.



FIG. 4.



FIG. 5.



FIG. 6.

