

# United States Patent [19]

DiCavalcante

[11] Patent Number: **Des. 290,185**

[45] Date of Patent: **\*\* Jun. 9, 1987**

[54] BELT

[76] Inventor: **Michael L. DiCavalcante**, 4909 W. 77th, Prairie Village, Kans. 66208

[\*\*] Term: **14 Years**

[21] Appl. No.: **664,065**

[22] Filed: **Oct. 23, 1984**

[52] U.S. Cl. .... **D2/630**

[58] Field of Search ..... **D2/380, 381, 382, 383, D2/627, 629, 630; 224/223, 224, 228, 230, 236, 237, 238, 235, 919; 2/321, 322**

[56] **References Cited**

**U.S. PATENT DOCUMENTS**

- D. 134,542 12/1942 Wax ..... D2/393 X
- D. 248,899 8/1978 deNeufville ..... D2/383
- D. 257,409 10/1980 Kishbaugh et al. .... D2/383
- D. 259,151 5/1981 Kishbaugh et al. .... D2/383
- D. 261,196 10/1981 Griffin ..... D2/400 X

- 1,606,667 11/1926 Rosenberg ..... 224/224
- 2,508,190 5/1950 Previdi ..... D2/381 X
- 4,244,499 1/1981 Adams ..... 224/224

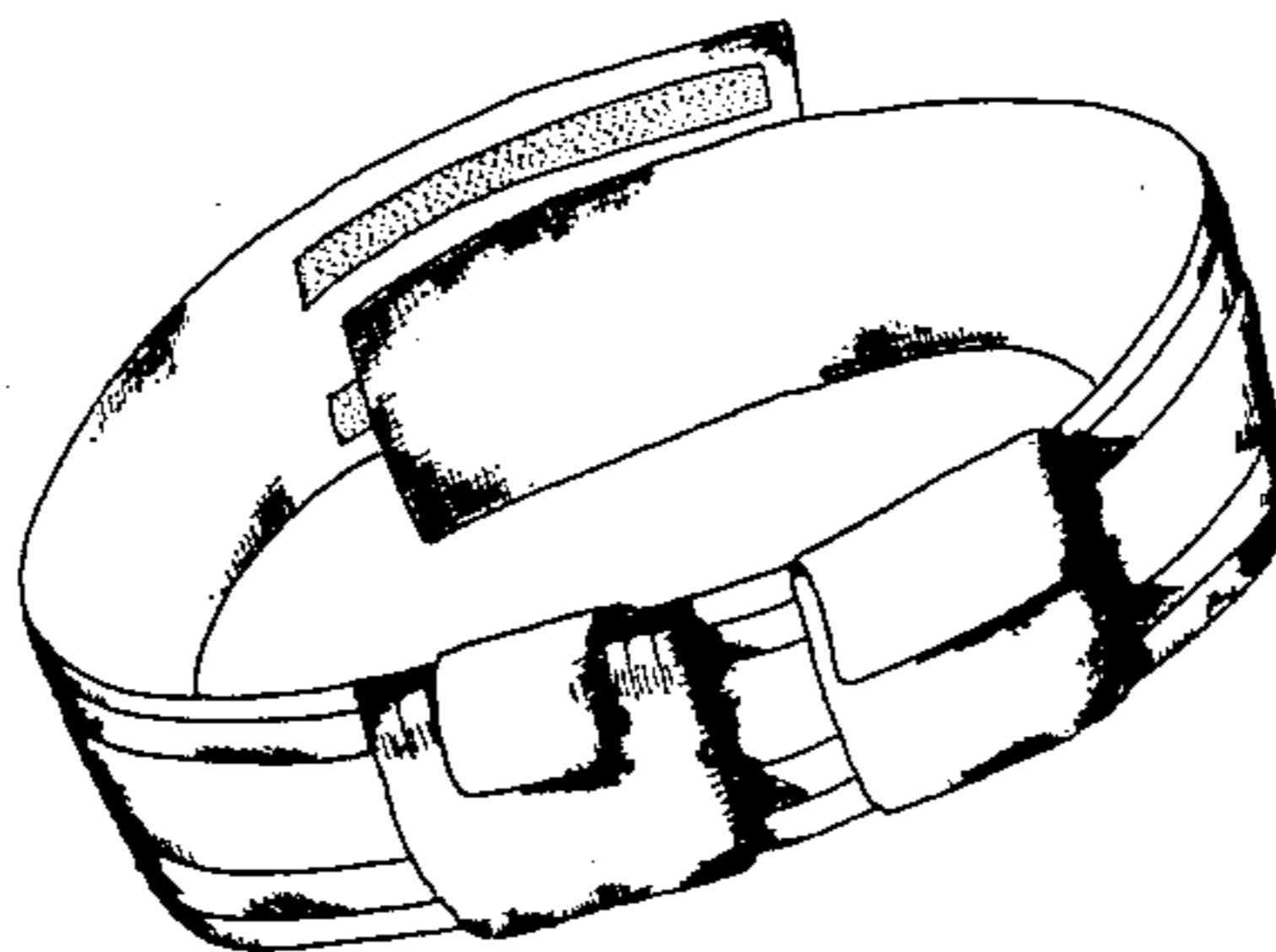

*Primary Examiner*—Carmen H. Vales  
*Attorney, Agent, or Firm*—Stephen D. Carver

[57] **CLAIM**

The ornamental design for a belt, as shown and described.

**DESCRIPTION**

FIG. 1 is a front perspective view of a belt showing my new design;  
FIG. 2 is a rear perspective view with the ends detached;  
FIG. 3 is a front elevational view in extended position;  
FIG. 4 is a rear elevational view thereof;  
FIG. 5 is a rear elevational view with the pocket flaps in an open position; and,  
FIG. 6 is a top plan view thereof.



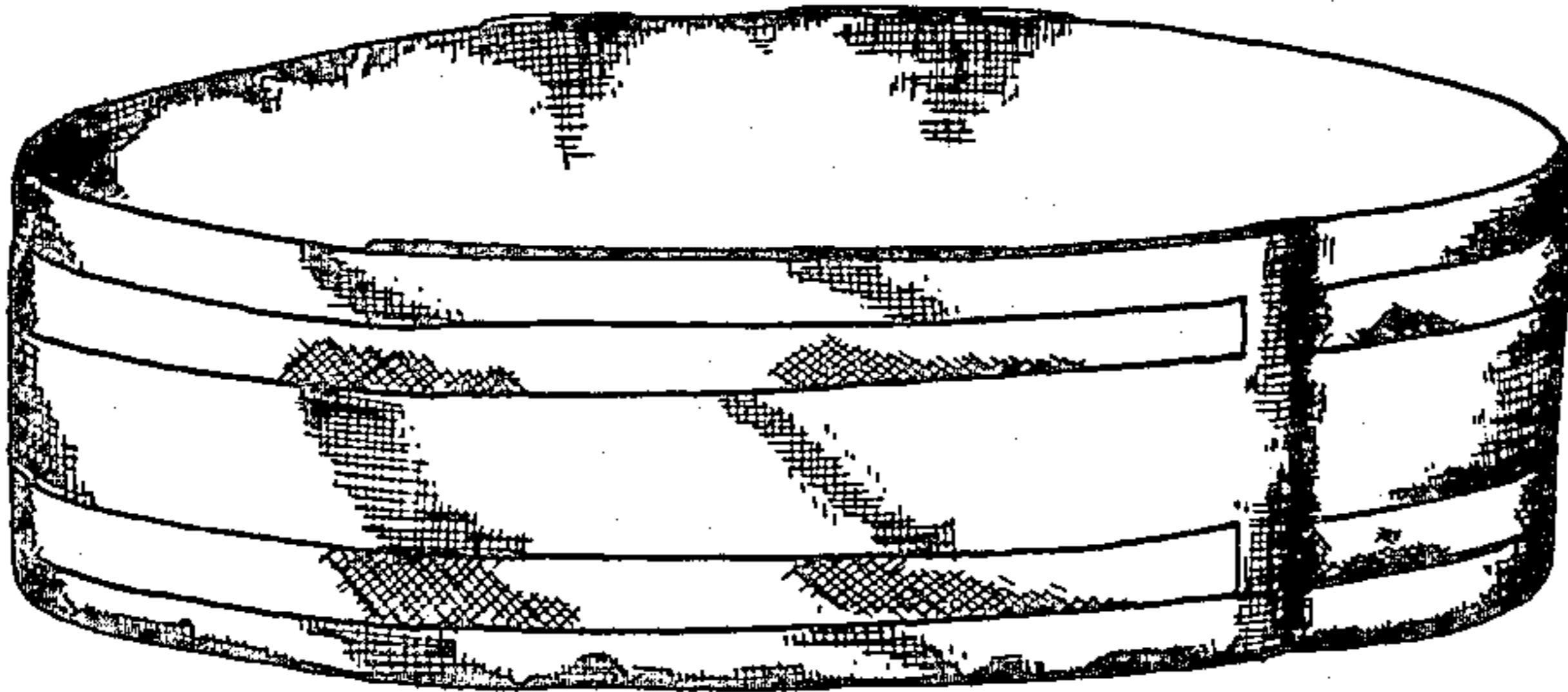


FIG. 1

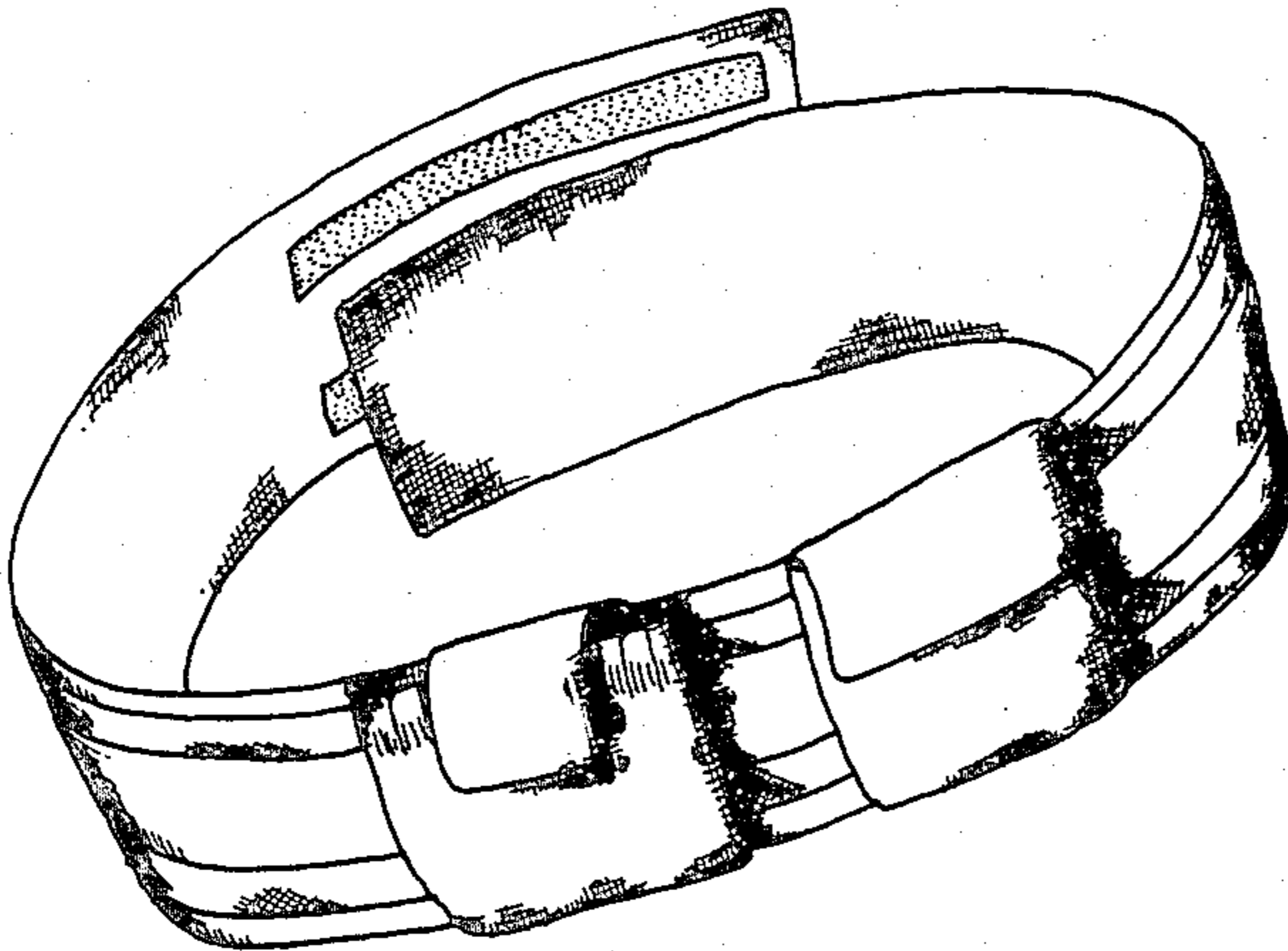


FIG. 2



FIG. 3



FIG. 4

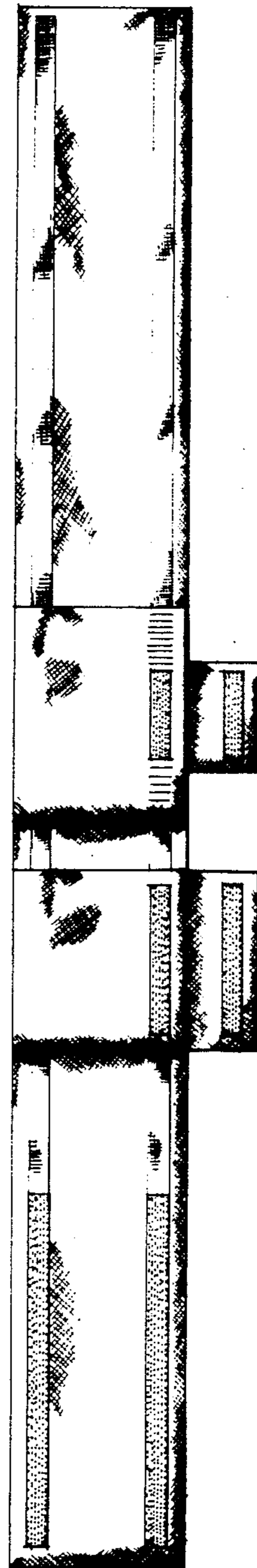


FIG. 5



FIG. 6