

[54] **ATHLETIC SHOE**

[75] **Inventor: James C. Autry, Dallas, Tex.**

[73] **Assignee: Autry Industries, Inc., Dallas, Tex.**

[**] **Term: 14 Years**

[21] **Appl. No.: 915,330**

[22] **Filed: Oct. 3, 1986**

[52] **U.S. Cl. D2/309; D2/314**

[58] **Field of Search D2/326, 314, 311, 310, D2/309; 36/114-115, 83-84, 45, 91-92, 89, 129**

[56] **References Cited**

U.S. PATENT DOCUMENTS

D. 223,329	4/1972	Oshima	D2/309
D. 232,200	7/1974	Inohara	D2/311
D. 240,371	7/1976	Shelly	D2/310
D. 248,513	7/1978	Soler	D2/310
D. 273,630	5/1984	Bidegain	D2/309
D. 278,093	3/1985	Ueda	D2/310
D. 278,281	4/1985	Dreir	D2/314
D. 283,364	4/1986	Gamm	D2/309

OTHER PUBLICATIONS

Footwear News-2/4/85-p. 10-Shoes at center.
Footwear News Mag.-12/84-p. 35-Shoes at center.
American Shoe Making-10/15/80-p. 47-Shoes at upper-left.


Primary Examiner-Nelson C. Holtje
Attorney, Agent, or Firm-Jerry W. Mills; Jefferson Perkins


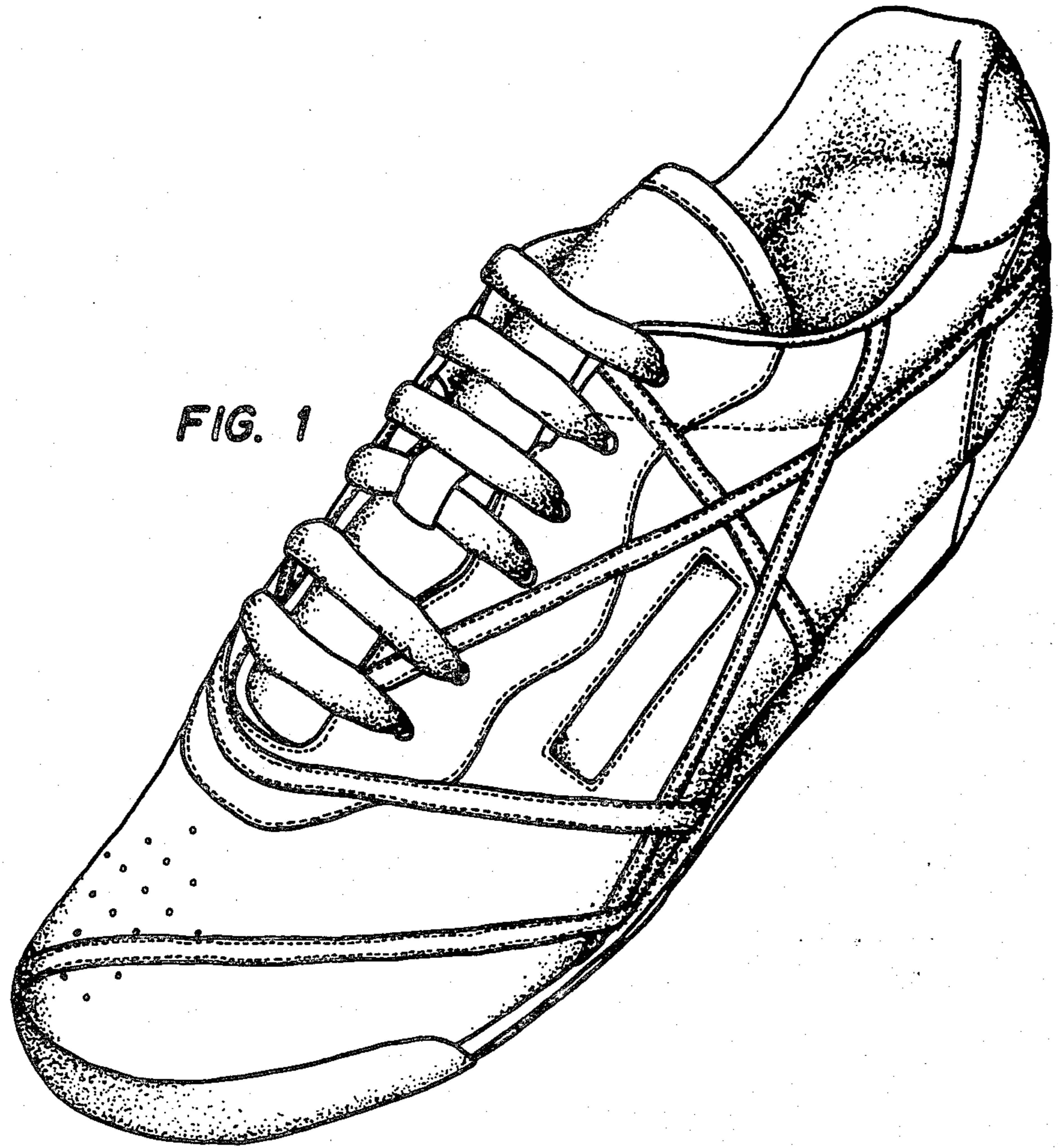
[57] **CLAIM**

The ornamental design for an athletic shoe, as shown and described.

DESCRIPTION

FIG. 1 is a top and right front perspective view of an athletic shoe showing my new design;
FIG. 2 is a right side elevational view thereof;
FIG. 3 is a left side elevational view thereof;
FIG. 4 is a front elevational view thereof;
FIG. 5 is a rear elevational view thereof;
FIG. 6 is a top plan view thereof, the bottom plan being substantially flat, plain, and unornamented.








FIG. 3

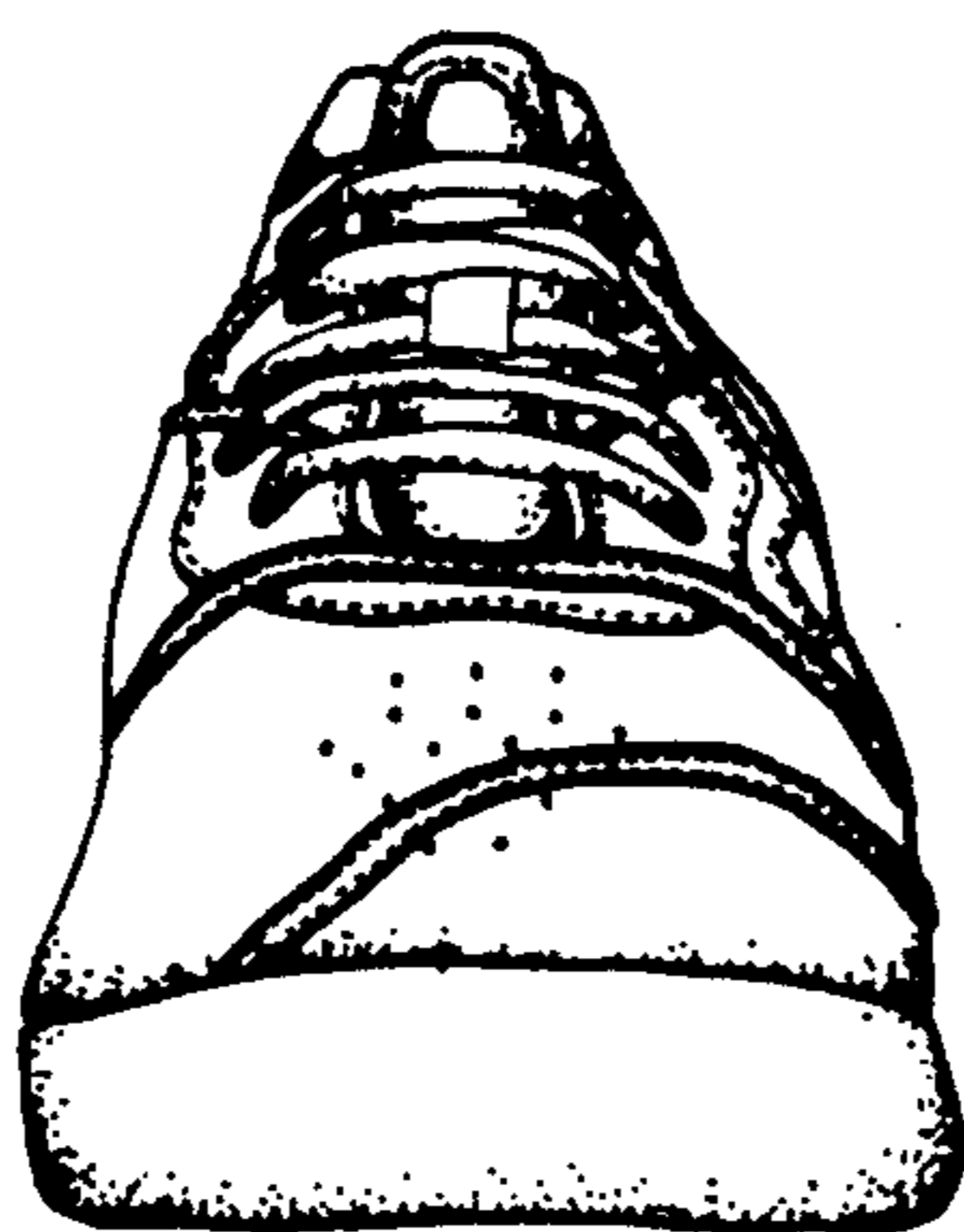


FIG. 4



FIG. 5

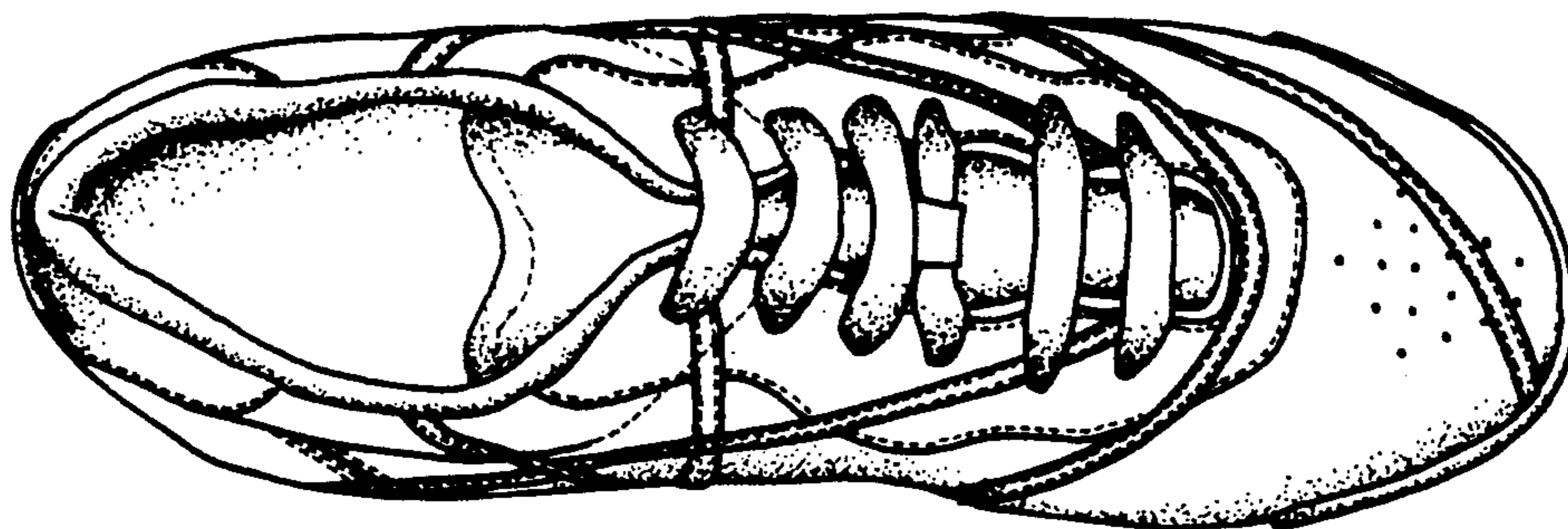


FIG. 6