

[54] **REACTION VESSEL**

[75] **Inventor: Kimmo Käyhkö, Espoo, Finland**

[73] **Assignee: Kone Oy, Helsinki, Finland**

[\*] **Notice:** The portion of the term of this patent subsequent to Dec. 31, 1999 has been disclaimed.

[\*\*] **Term: 14 Years**

[21] **Appl. No.: 572,120**

[22] **Filed: Jan. 19, 1984**

[52] **U.S. Cl. .... D24/29; D24/17**

[58] **Field of Search .... D24/17, 8, 29, 31, 32, D24/22; 422/64, 65, 67, 61, 58, 72, 73, 102, 104; 356/244, 246; 435/287, 291, 296, 312; 206/364, 366, 368, 369, 380, 388, 370, 447, 456, 562, 563, 564, 566, 588**

[56] **References Cited**

**U.S. PATENT DOCUMENTS**

D. 260,428 8/1981 Fekete ..... D24/29  
D. 265,124 6/1982 Terk ..... D24/29  
D. 266,589 10/1982 Gilford et al. .... D24/17 X  
D. 282,005 12/1985 Kayhko ..... D24/29  
4,195,060 3/1980 Terk ..... 422/102 X

*Primary Examiner*—A. Hugo Word  
*Assistant Examiner*—Stella M. Reid  
*Attorney, Agent, or Firm*—Martin Smolowitz

[57] **CLAIM**

The ornamental design for a reaction vessel, substantially as shown.

**DESCRIPTION**

FIG. 1 is a top plan view of a reaction vessel showing my new design;  
FIG. 2 is a left side view thereof;  
FIG. 3 is a bottom plan view thereof;  
FIG. 4 is a right side view thereof;  
FIG. 5 is a left end view thereof;  
FIG. 6 is a right end view thereof.



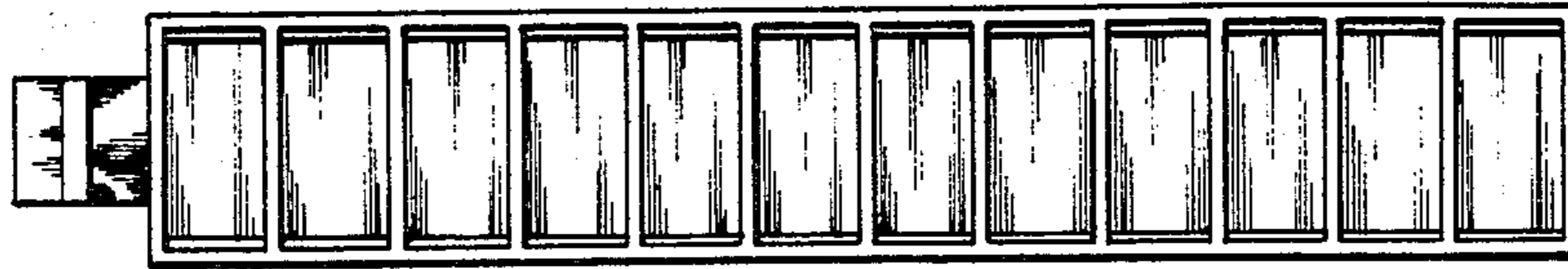


Fig. 1




Fig. 2




Fig. 3




Fig. 4

Fig. 5

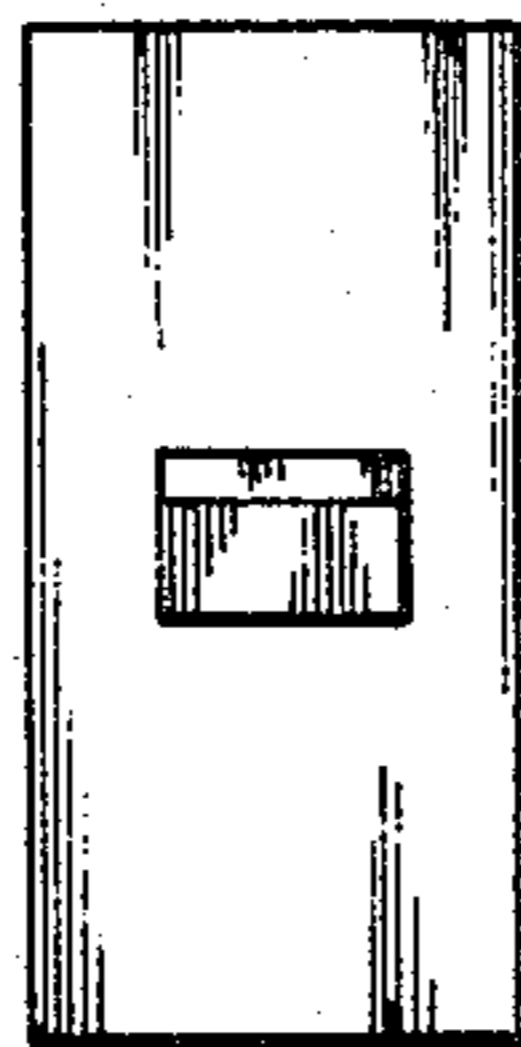


Fig. 6

