

[54] **FAUCET HANDLE**

[76] **Inventor: Hsi C. Ko, No. 69, Lane 22, Chang Ting Road, Lu Kang Jenn, Changhua Hsien, Taiwan**

[**] **Term: 14 Years**

[21] **Appl. No.: 765,529**

[22] **Filed: Aug. 14, 1985**

[52] **U.S. Cl. D23/29**

[58] **Field of Search D23/23-32; D8/307, 308, 310-312; 16/121**

[56] **References Cited**

U.S. PATENT DOCUMENTS

- D. 203,246 12/1965 Harvey et al. D23/32
- D. 213,874 4/1969 Landell et al. D23/23
- D. 219,781 1/1971 Niemann D23/29
- D. 219,782 1/1971 Tiller D23/31
- D. 221,431 8/1971 Petterson D23/29
- D. 223,913 6/1972 Niemann D23/29
- D. 227,466 6/1973 Genaro et al. D23/29

- D. 265,234 6/1982 Ronvik D23/29
- 3,035,612 5/1962 Lyon D23/23 X

OTHER PUBLICATIONS

Domestic Engineering, Sep. 1968, p. 36, top right item.
House & Home, Sep. 1959, p. 66.

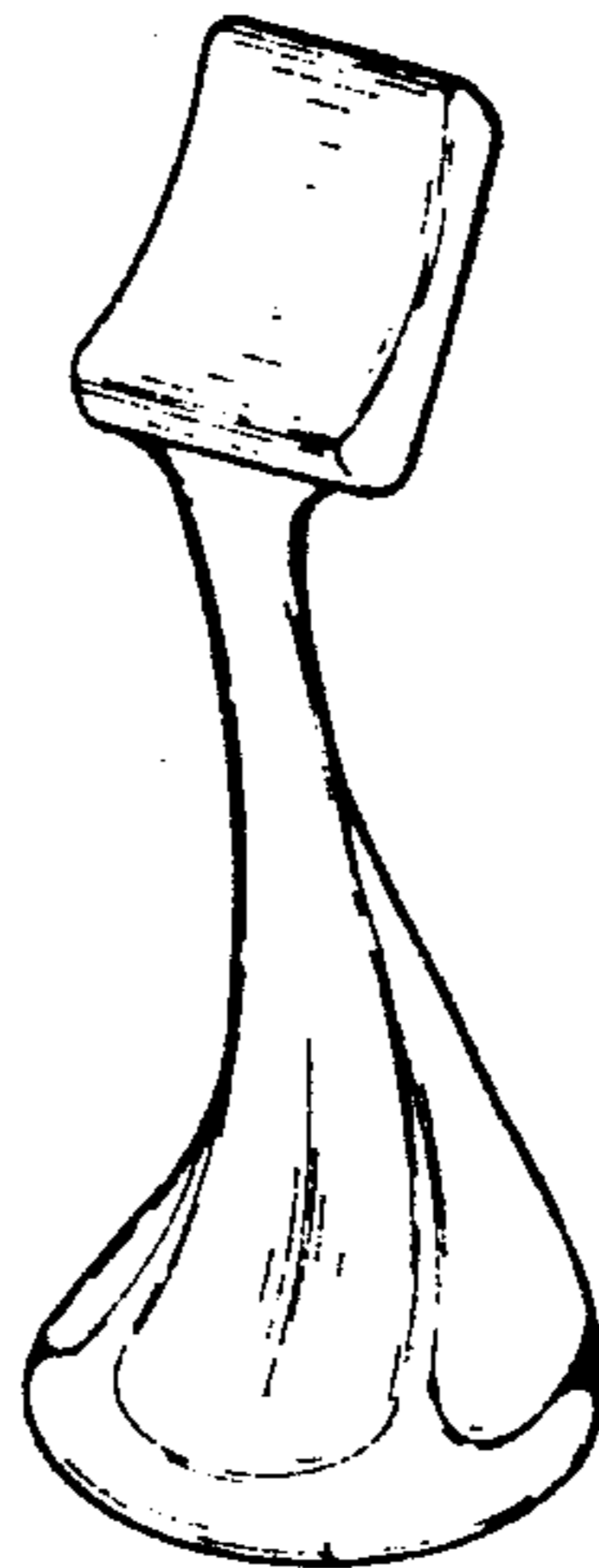
Primary Examiner—James R. Largen
Attorney, Agent, or Firm—Browdy and Neimark

[57] **CLAIM**

The ornamental design for a faucet handle, as shown and described.

DESCRIPTION

FIG. 1 is a front elevational view of a faucet handle showing my new design;
FIG. 2 is a rear elevational view thereof;
FIG. 3 is a left side elevational view thereof;
FIG. 4 is a right side elevational view thereof;
FIG. 5 is a top plan view thereof;
FIG. 6 is a bottom plan view thereof; and
FIG. 7 is a front perspective view thereof.



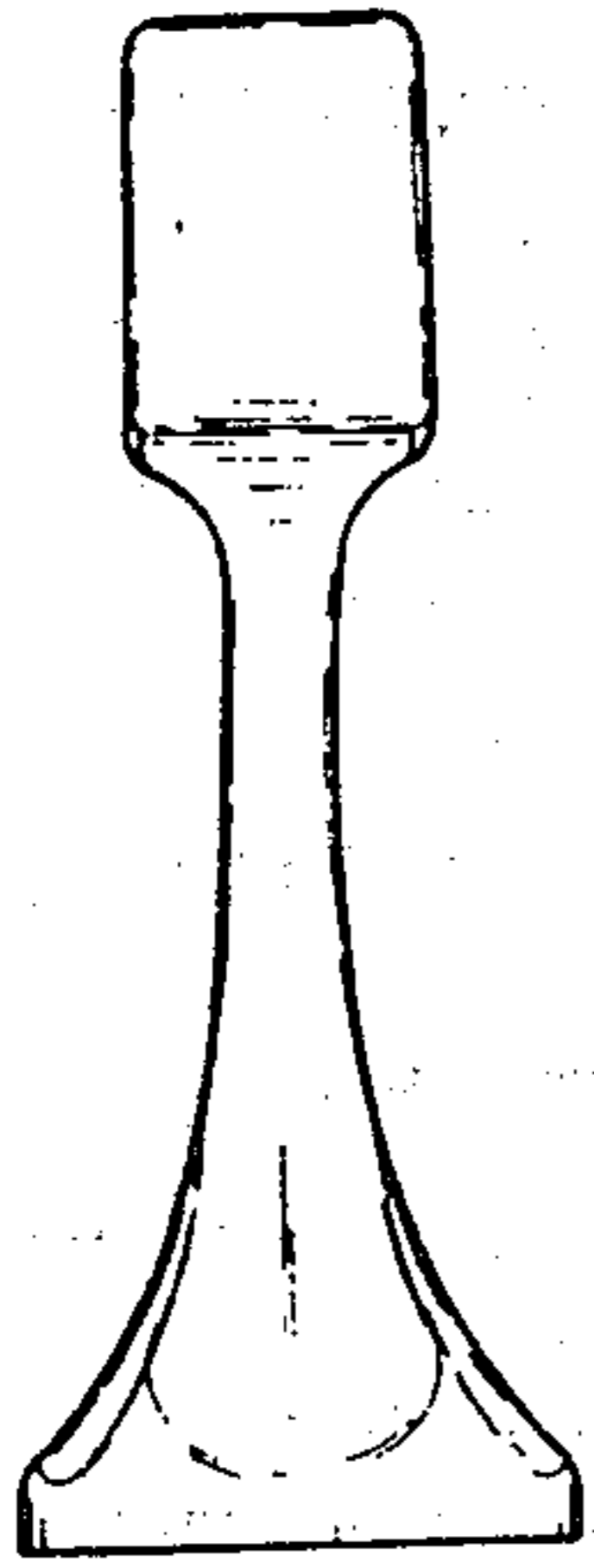


FIG. 1

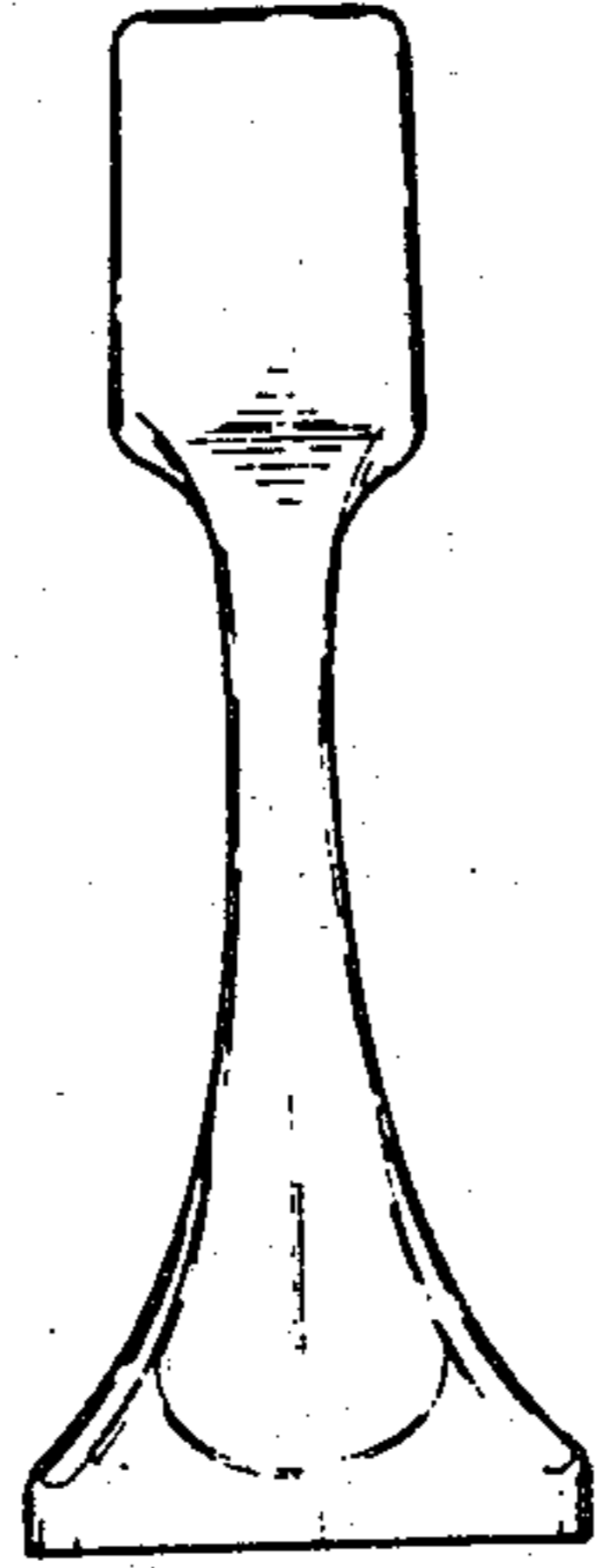


FIG. 2



FIG. 3



FIG. 4

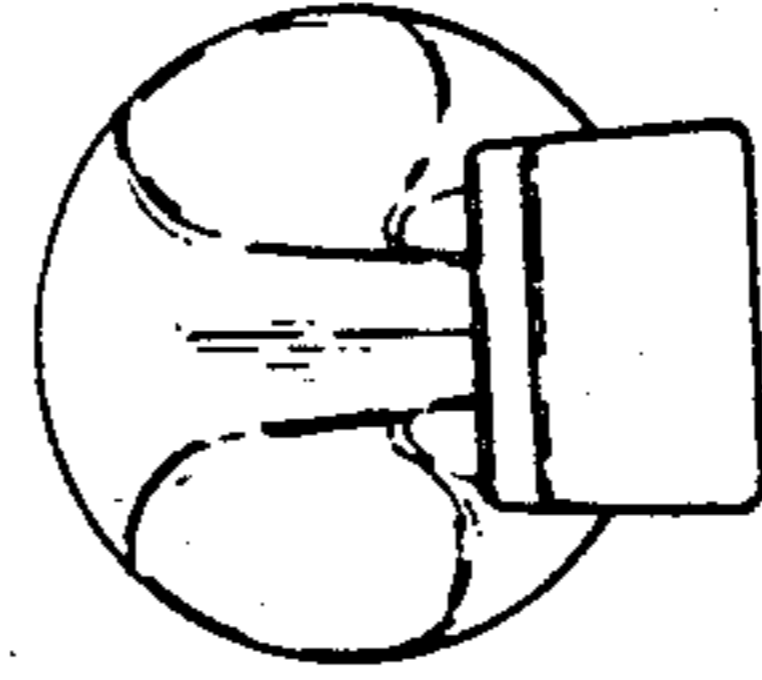


FIG. 5

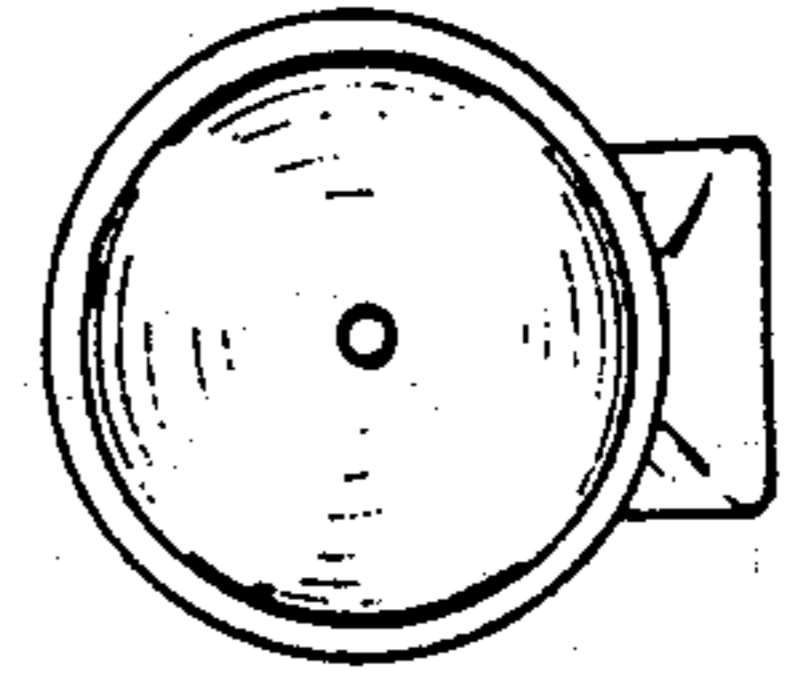


FIG. 6




FIG. 7