

# United States Patent [19]

Bruce

[11] Patent Number: **Des. 290,144**

[45] Date of Patent: **\*\* Jun. 2, 1987**

[54] **GOLF BALL CLEANER**

[76] Inventor: **Chester H. Bruce**, 6753 Brockton Ave., Riverside, Calif. 92506

[\*\*] Term: **14 Years**

[21] Appl. No.: **686,030**

[22] Filed: **Dec. 24, 1984**

[52] U.S. Cl. .... **D21/234; D32/40**

[58] Field of Search ..... **D21/234; D32/35, 40, D32/42; 15/210, 209, 209 B, 209 C**

[56] **References Cited**

**U.S. PATENT DOCUMENTS**

D. 187,460	3/1960	Wetherby	.....	D21/234
2,209,275	7/1940	Lawrence	.....	15/210
2,530,746	11/1950	Wetherby	.....	15/210
2,968,825	1/1961	Wetherby	.....	15/118

3,280,517	10/1966	Copeland	.....	15/209 C
4,084,287	4/1978	Ingram et al.	.....	15/210

*Primary Examiner*—Melvin B. Feifer  
*Attorney, Agent, or Firm*—John H. Crowe

[57] **CLAIM**

The ornamental design for a golf ball cleaner, substantially as shown and described.

**DESCRIPTION**

FIG. 1 is an elevational view of one side of a golf ball cleaner, showing my new design.

FIG. 2 is a right and elevational view of FIG. 1.

FIG. 3 is an elevational view of the side of the golf ball cleaner opposite to that shown in FIG. 1.

FIG. 4 is a right and elevational view of FIG. 3.

FIG. 5 is a top plan view of FIG. 1, the bottom plan view being a substantial mirror image thereof.




FIG. 1.

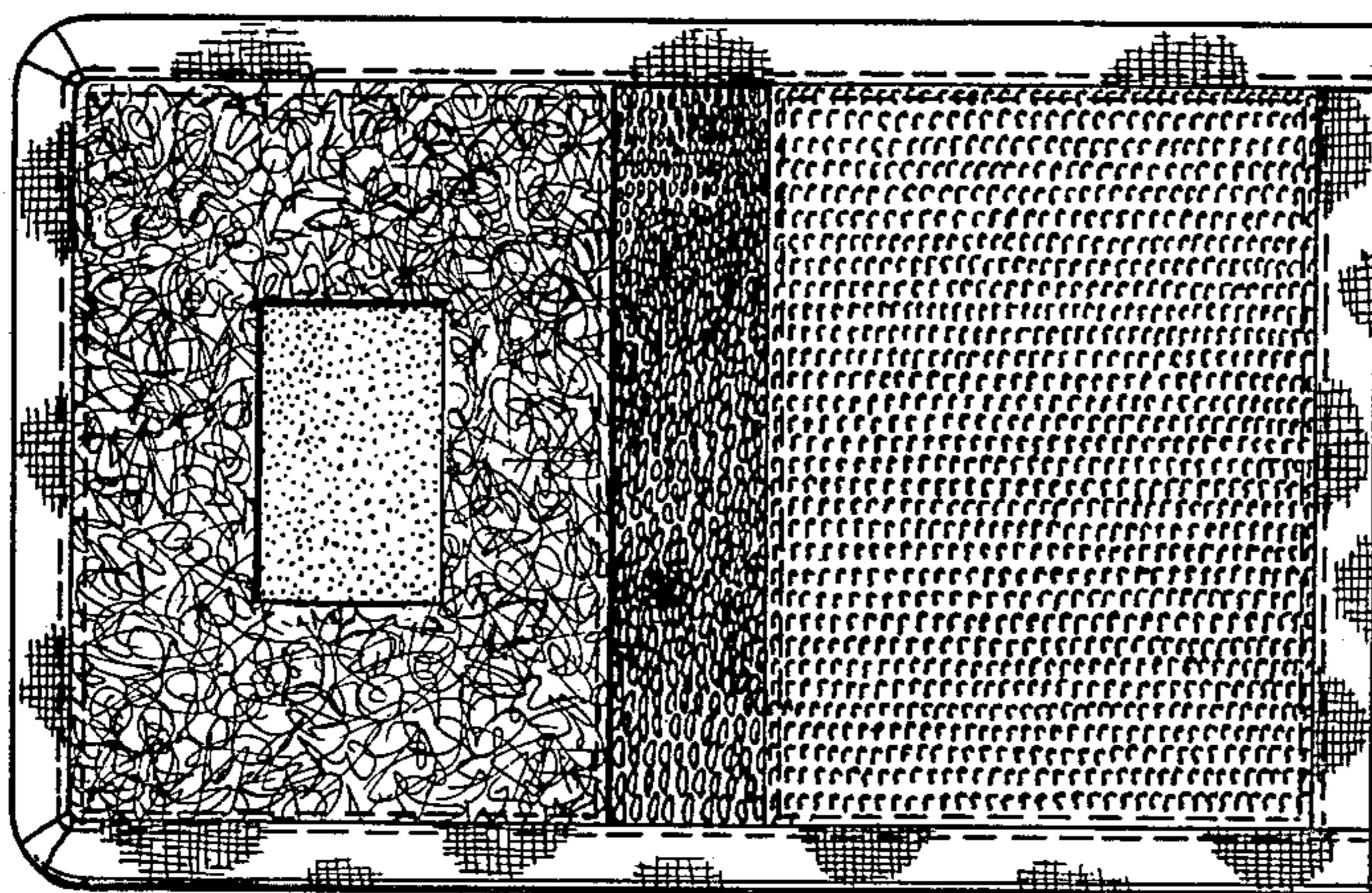


FIG. 2.



FIG. 3.




FIG. 4.




FIG. 5.

