

[54] DISC PLAYER

[75] Inventors: Kazuhiko Kawano; Toshihito Nomura; Juichi Yamamoto, all of Tokyo, Japan

[73] Assignee: Pioneer Electronic Corporation, Tokyo, Japan

[\*\*] Term: 14 Years

[21] Appl. No.: 663,625

[22] Filed: Oct. 22, 1984

[30] Foreign Application Priority Data

Jul. 25, 1984 [JP] Japan ..... 59-30829

[52] U.S. Cl. .... D14/1; D14/2

[58] Field of Search ..... D14/1, 2, 3, 5, 6, 7, D14/77, 78, 99

[56] References Cited

U.S. PATENT DOCUMENTS

- D. 264,585 5/1982 Takanaga et al. .... D14/2
- D. 274,617 7/1984 Goto ..... D14/1
- D. 275,566 9/1984 O'Leary ..... D14/77 X
- D. 277,849 3/1985 Hashimoto et al. .... D14/1 X
- D. 286,041 10/1986 Hiraoka et al. .... D14/1

OTHER PUBLICATIONS

Video Review, Aug. 1982, p. 20, top left of page, Videodisc Player.

High Fidelity, Dec. 1983, p. 49.

Primary Examiner—Bernard Ansher  
Assistant Examiner—Theodore M. Shooman  
Attorney, Agent, or Firm—Sughrue, Mion, Zinn Macpeak & Seas

[57] CLAIM

The ornamental design for a disc player, as shown and described.

DESCRIPTION

FIG. 1 is a front, top and right side perspective view of a disc player showing our new design; FIG. 2 is a front elevational view thereof; FIG. 3 is a right side elevational view thereof; FIG. 4 is a top plan view thereof; FIG. 5 is a bottom plan view thereof; FIG. 6 is a left side elevational view thereof; FIG. 7 is a rear elevational view thereof; and FIG. 8 is a front, top and right side perspective view thereof with a drawer thereof in open position.




FIG. 1




FIG. 2

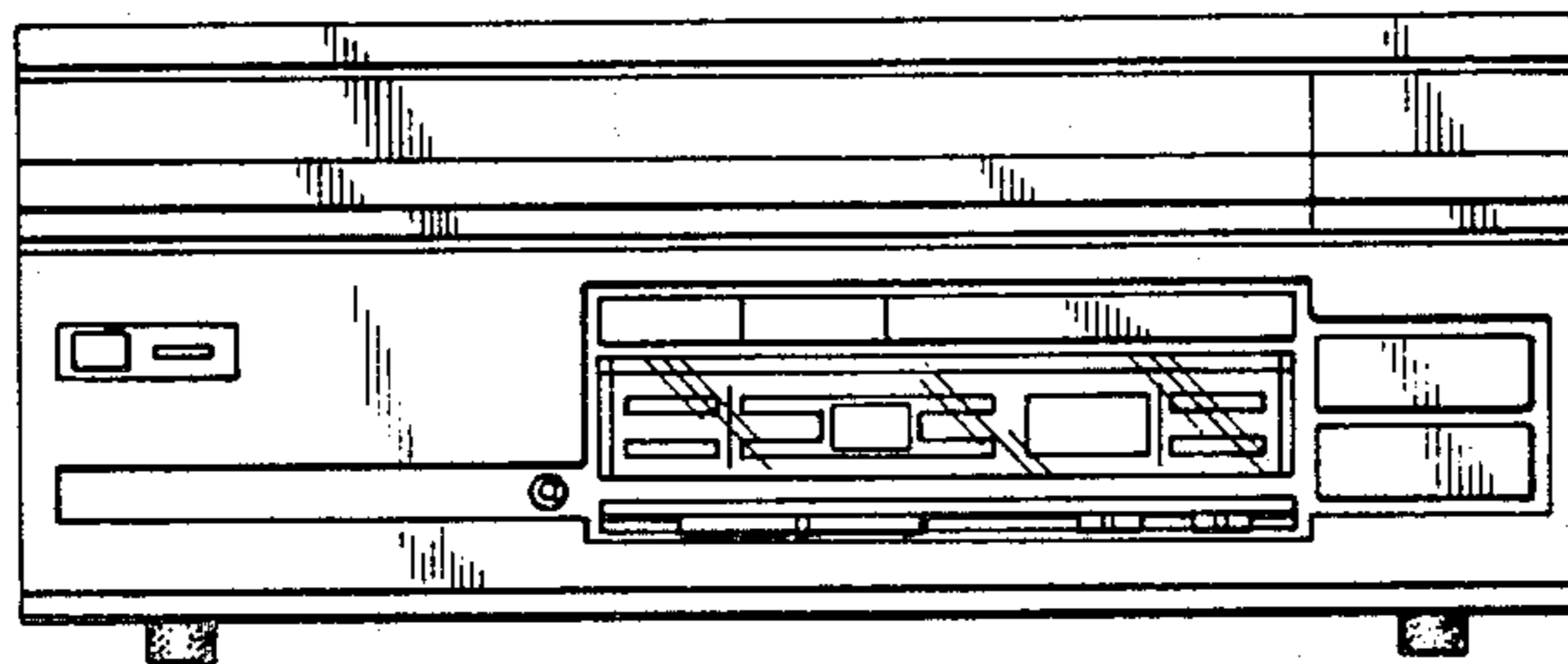
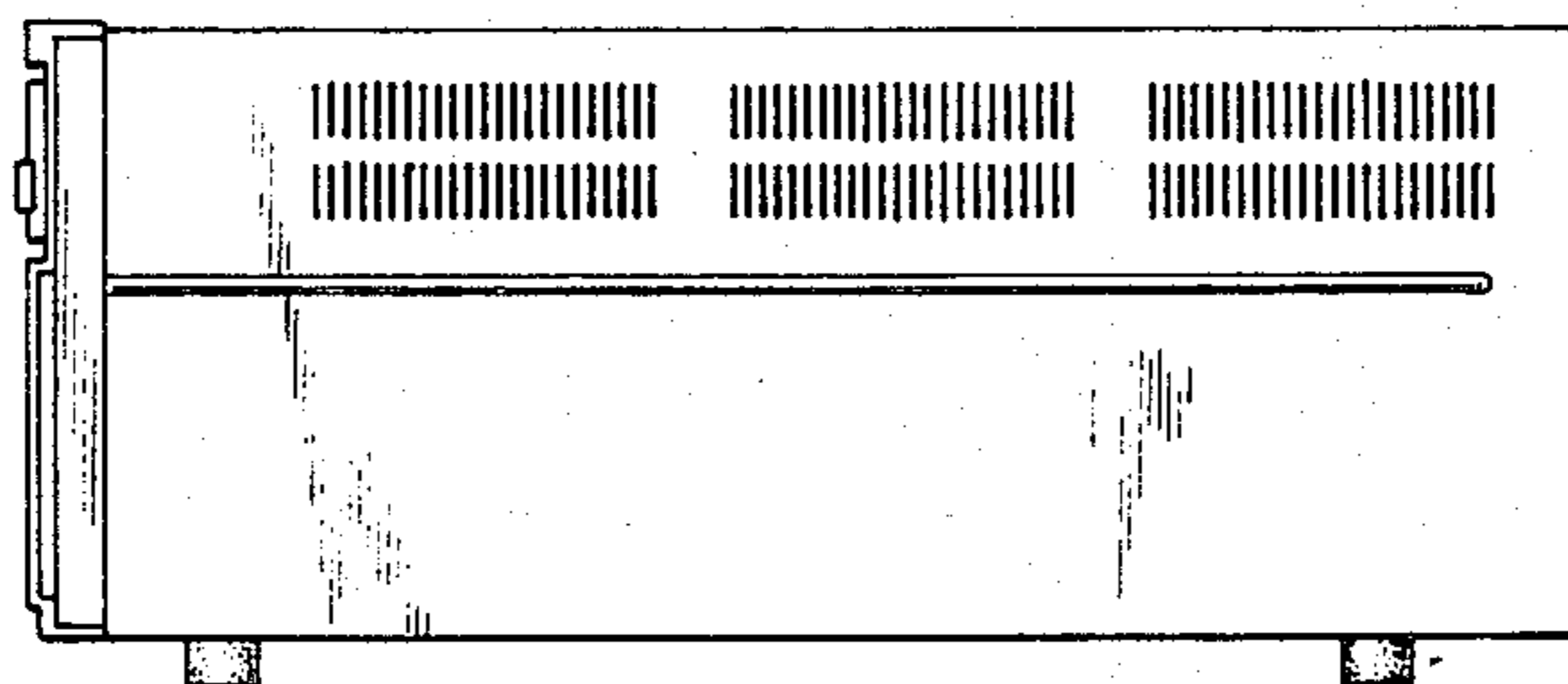



FIG. 3



*FIG. 4*



*FIG. 5*




FIG. 6

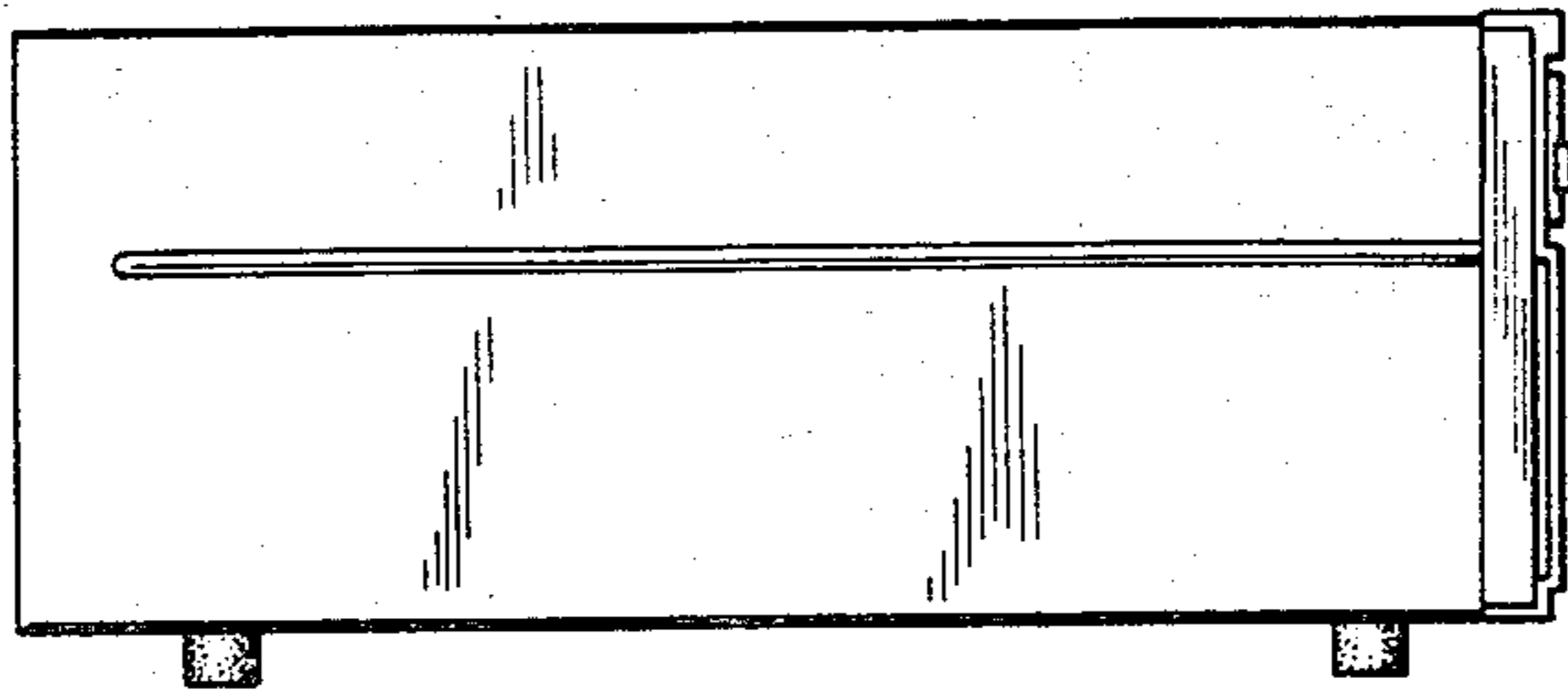


FIG. 7




FIG. 8

