

# United States Patent [19]

Klapperich

[11] Patent Number: **Des. 290,084**

[45] Date of Patent: **\*\* Jun. 2, 1987**

[54] PAINT MIXER

[75] Inventor: **Leo Klapperich**, Wehr, Fed. Rep. of Germany

[73] Assignee: **Werkzeug GmbH**, Fed. Rep. of Germany

[\*\*] Term: **14 Years**

[21] Appl. No.: **624,997**

[22] Filed: **Jun. 26, 1984**

[30] Foreign Application Priority Data

Feb. 16, 1984 [DE] Fed. Rep. of Germany ..... 5MR250

[52] U.S. Cl. .... **D8/14; D7/99**

[58] Field of Search ..... D8/14; D7/99; 366/343, 366/605; 15/236 R

[56] References Cited

### U.S. PATENT DOCUMENTS

D. 231,419 4/1974 Caldwell ..... D8/14

D. 277,729 2/1985 Maxwell ..... D8/14

1,498,509 6/1924 Arnold ..... 366/343

1,732,714 10/1929 Copes ..... 366/605

2,658,730 11/1953 Mignolet ..... D7/99

2,879,044 3/1959 Gunas ..... 366/605

4,197,017 4/1980 Whelan ..... 366/343

### FOREIGN PATENT DOCUMENTS

0035358 1/1912 Sweden ..... 366/343

*Primary Examiner*—B. J. Bullock

*Attorney, Agent, or Firm*—Antonelli, Terry & Wands

[57] CLAIM

The ornamental design for a paint mixer, as shown.

### DESCRIPTION

FIG. 1 is a perspective view of a paint mixer showing my new design;

FIG. 2 is a front elevational view thereof, the rear being identical;

FIG. 3 is a side elevational view thereof, both sides being identical;

FIG. 4 is a top plan view thereof;

FIG. 5 is a bottom plan view thereof.

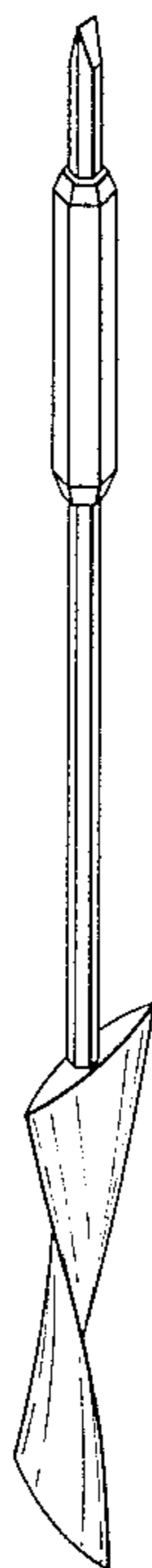


FIG. 1

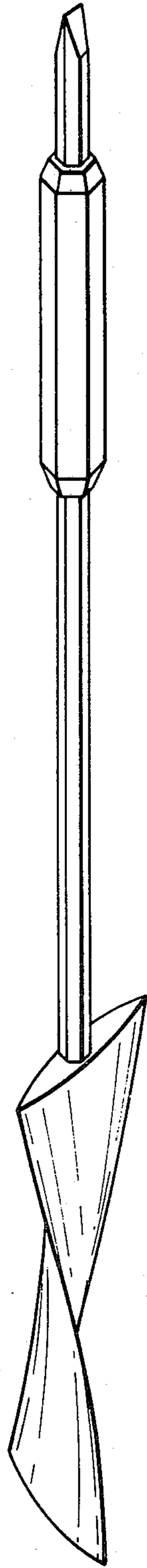


FIG. 2

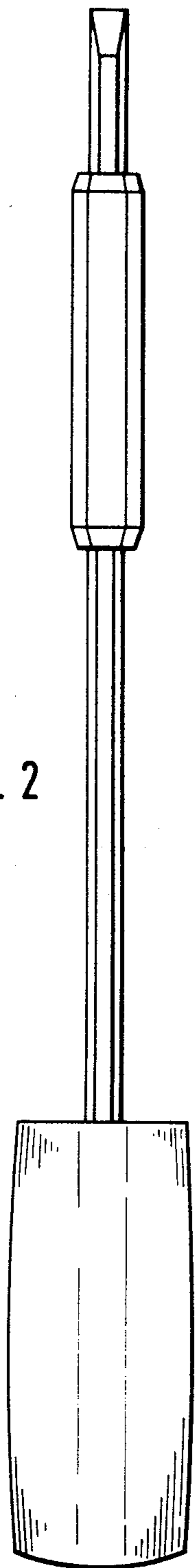


FIG. 4

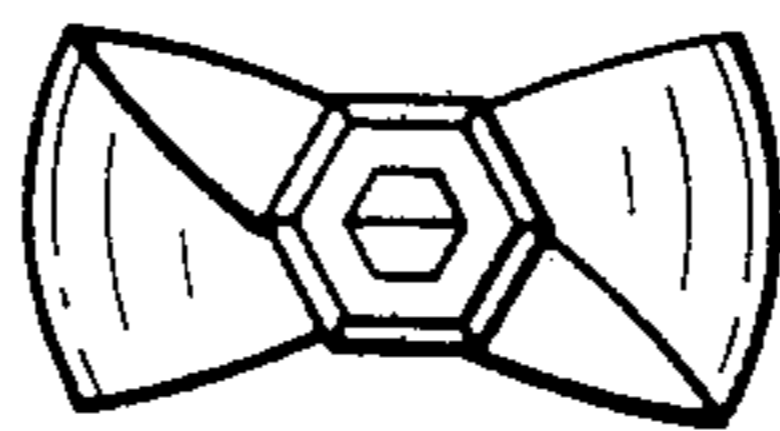


FIG. 3

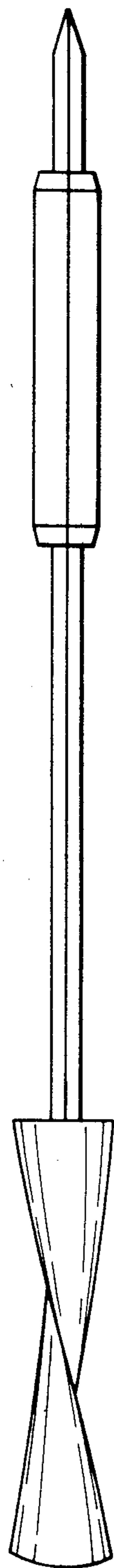


FIG. 5

