

United States Patent [19]

Swanson et al.

[11] Patent Number: **Des. 290,067**

[45] Date of Patent: **** Jun. 2, 1987**

[54] **HANDLE FOR POWER OPERATED PAINTING SYSTEM**

[75] Inventors: **Dennis E. Swanson**, Buffalo; **Robert D. Lerum**, Maple Grove; **Jerome A. Grunstad**, Inver Grove Heights, all of Minn.

[73] Assignee: **Power Flo Products Corp.**, Minneapolis, Minn.

[**] Term: **14 Years**

[21] Appl. No.: **685,389**

[22] Filed: **Dec. 24, 1984**

[52] U.S. Cl. **D4/122**

[58] Field of Search **D4/121, 122; D23/17, D23/18; 401/118, 138, 146**

[56] **References Cited**

U.S. PATENT DOCUMENTS

D. 231,131 4/1974 Osborne et al. D4/122

D. 280,468 9/1985 Miller et al. D4/122
4,422,789 12/1983 Charney 401/146
4,537,522 8/1985 Charney et al. 401/146
4,551,036 11/1985 Karliner et al. 401/146
4,611,941 9/1986 Karliner et al. 401/146

Primary Examiner—B. J. Bullock

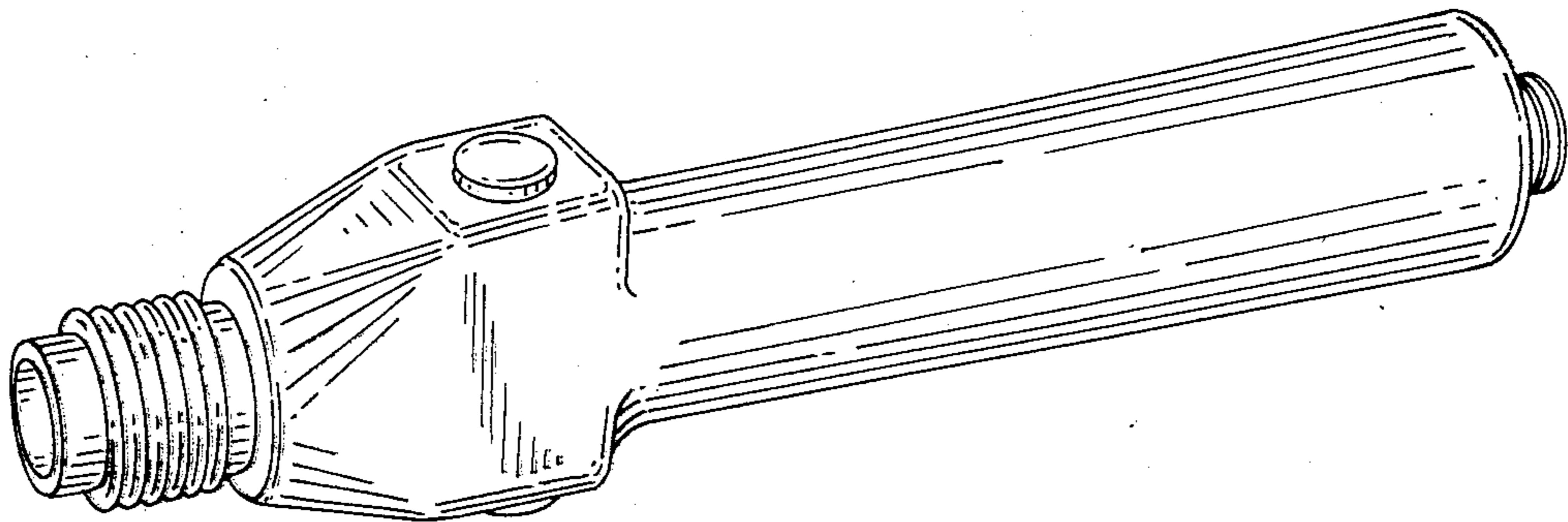
Attorney, Agent, or Firm—Peterson, Wicks, Nemer & Kamrath

[57] **CLAIM**

The ornamental design for a handle for power operated painting system, as shown and described.

DESCRIPTION

FIG. 1 is a side perspective view of a handle for power operated painting system showing our new design; FIG. 2 is a side elevational view thereof; FIG. 3 is a front elevational view thereof; FIG. 4 is a rear elevational view thereof; FIG. 5 is a top plan view thereof, the bottom being identical.



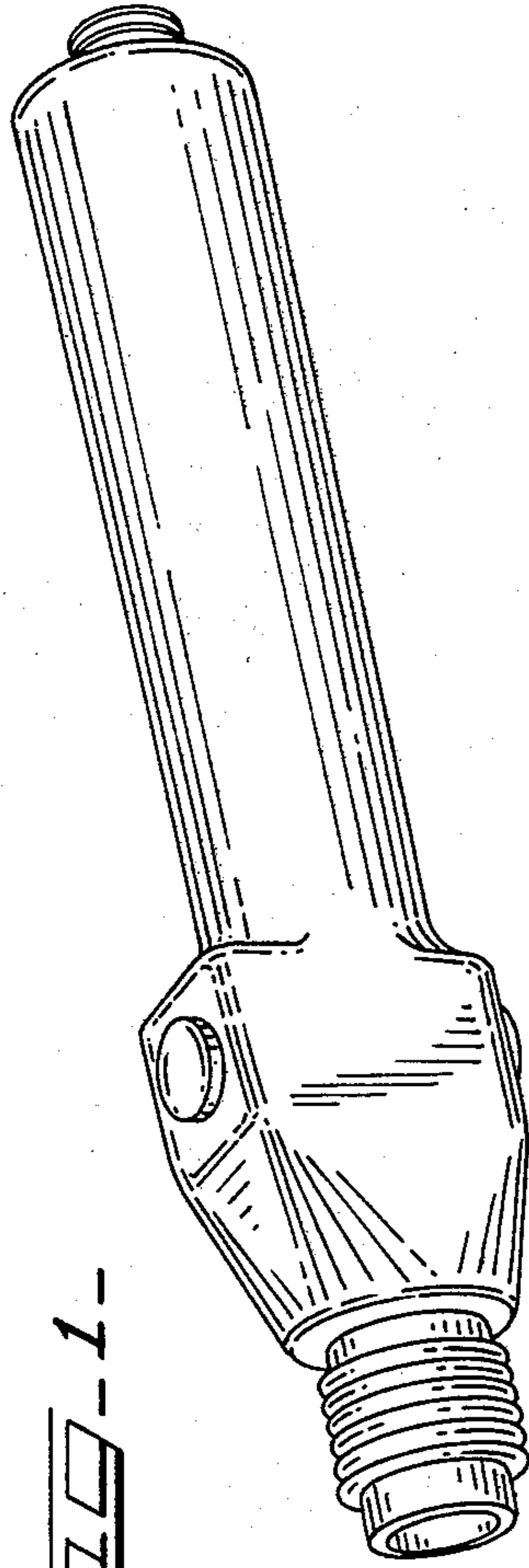


FIG. 1-

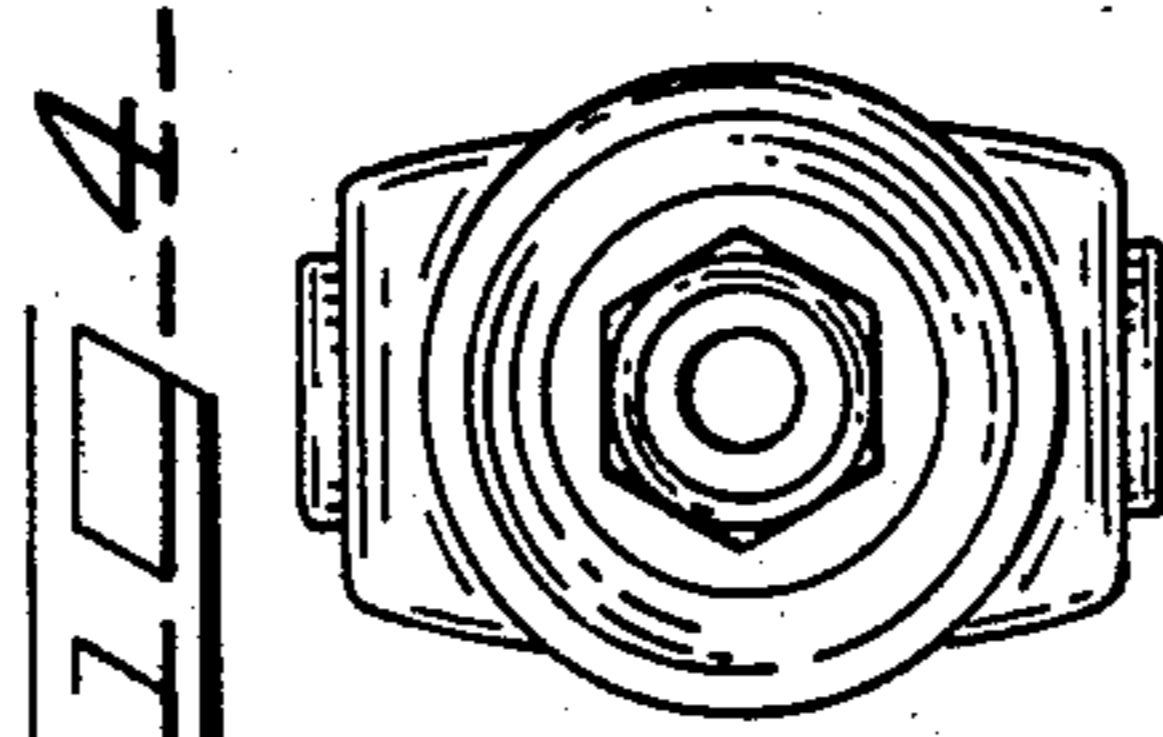


FIG. 4-

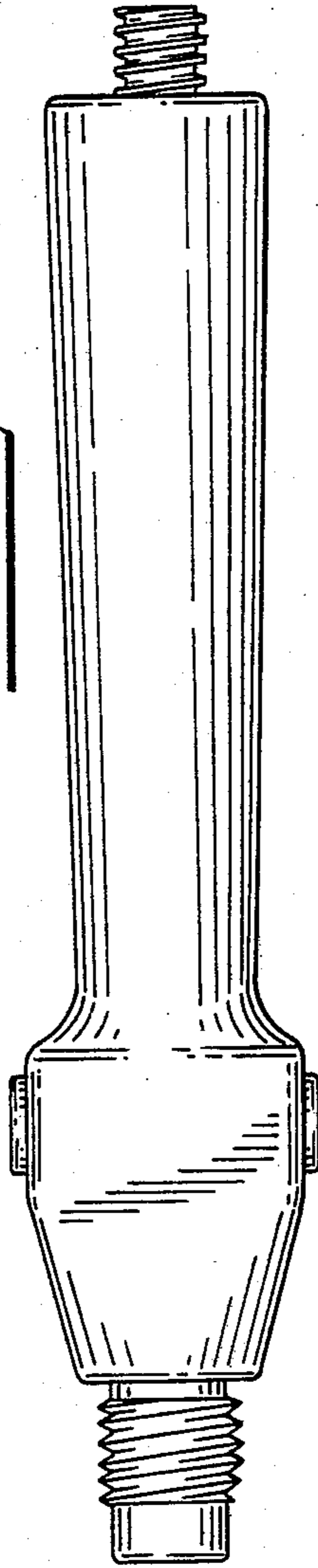


FIG. 2-

FIG. 3-

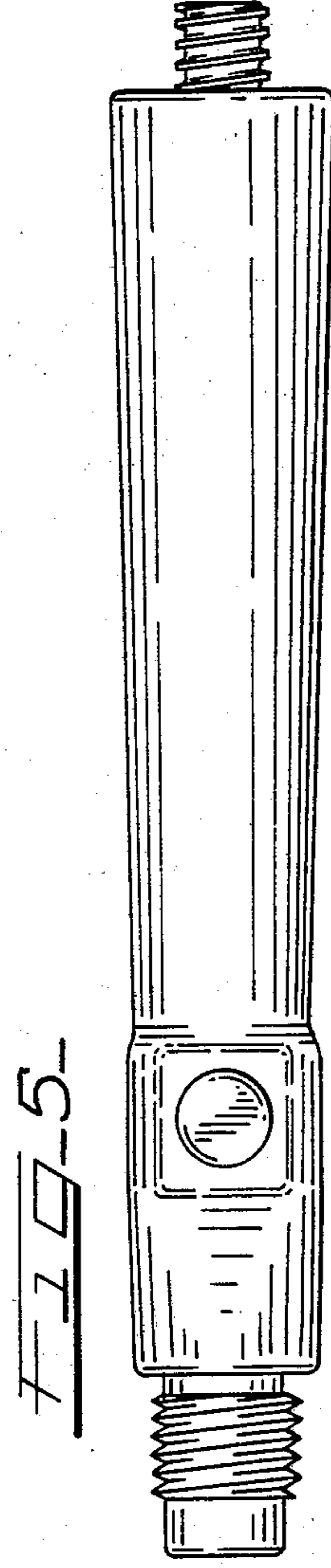
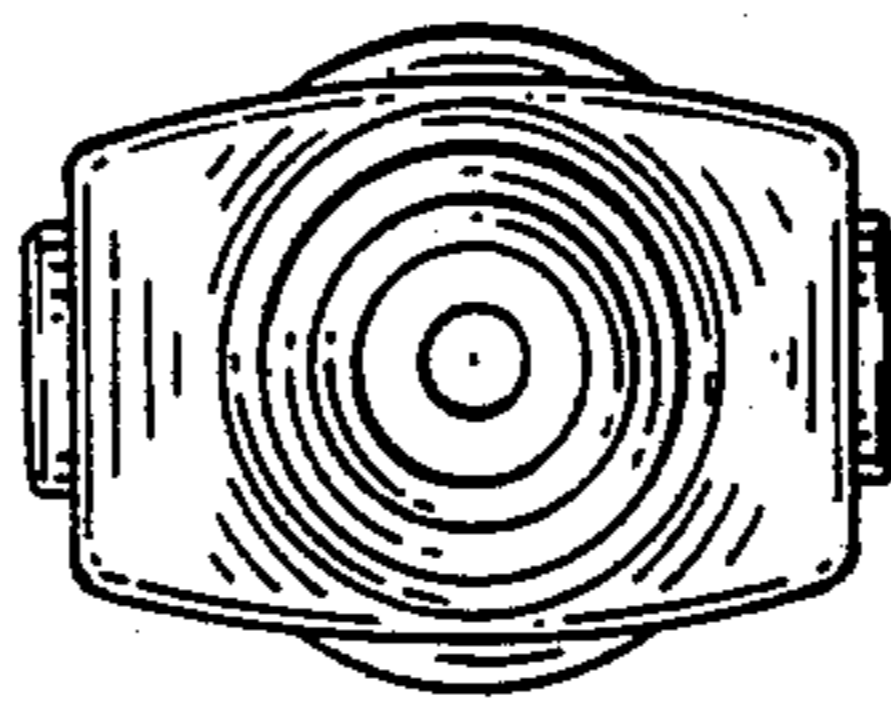


FIG. 5-