

[54] **FISHING LURE**
[76] **Inventor: Jack T. Dowdy**, Dial Star Rte. Box
68, Blue Ridge, Ga. 30513
[**] **Term: 14 Years**
[21] **Appl. No.: 647,458**
[22] **Filed: Sep. 5, 1984**
[52] **U.S. Cl. D22/128**
[58] **Field of Search D22/126, 128, 132;**
43/42.25, 42.15, 42.18, 42.16, 42.5, 42.45, 42.13

[56] **References Cited**

U.S. PATENT DOCUMENTS

D. 218,095 7/1970 Turbeville et al. D22/128
D. 235,442 6/1975 Miller D22/128
D. 245,617 8/1977 Spivey D22/128
3,017,307 1/1962 Halliburton D22/128
4,138,791 2/1979 Anson 43/42.25 X

Primary Examiner—A. Hugo Word


Attorney, Agent, or Firm—Newton, Hopkins & Ormsby

[57] **CLAIM**

The ornamental design for a fishing lure, as shown and described.

DESCRIPTION

FIG. 1 is a front perspective view of a fishing lure showing my new design;
FIG. 2 is a side elevational view taken from the side not shown in FIG. 1, the opposite side being a mirror image thereof;
FIG. 3 is a top plan view of the fishing lure as shown in FIG. 2;
FIG. 4 is a bottom plan view of the fishing lure as shown in FIG. 2;
FIG. 5 is a front view of the fishing lure as shown in FIG. 2 taken from the right side thereof;
FIG. 6 is a rear view of the fishing lure as shown in FIG. 2 taken from the left thereof;
FIG. 7 is a cross-sectional view of the fishing lure taken along lines 7—7 of FIG. 2.



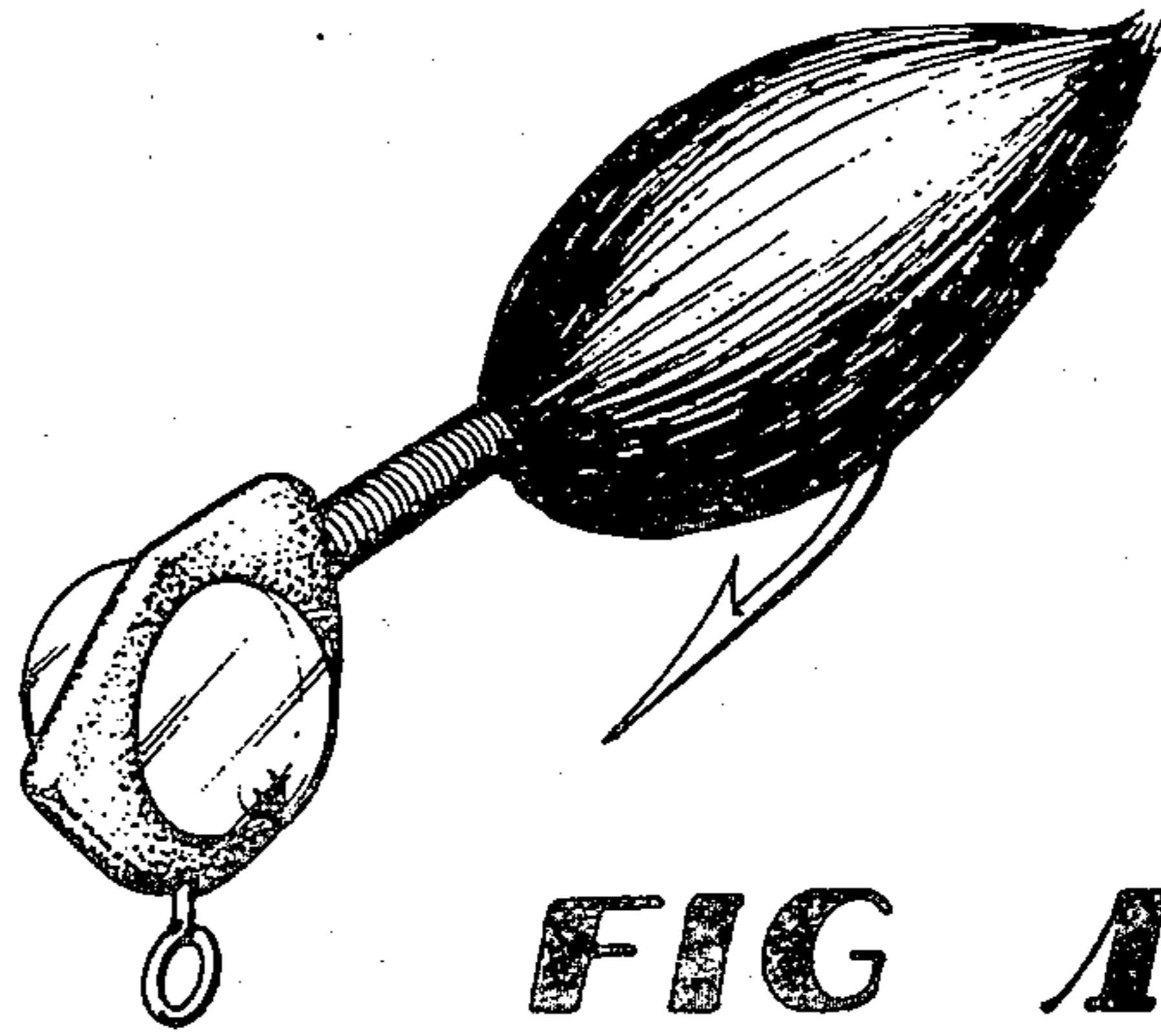


FIG 1

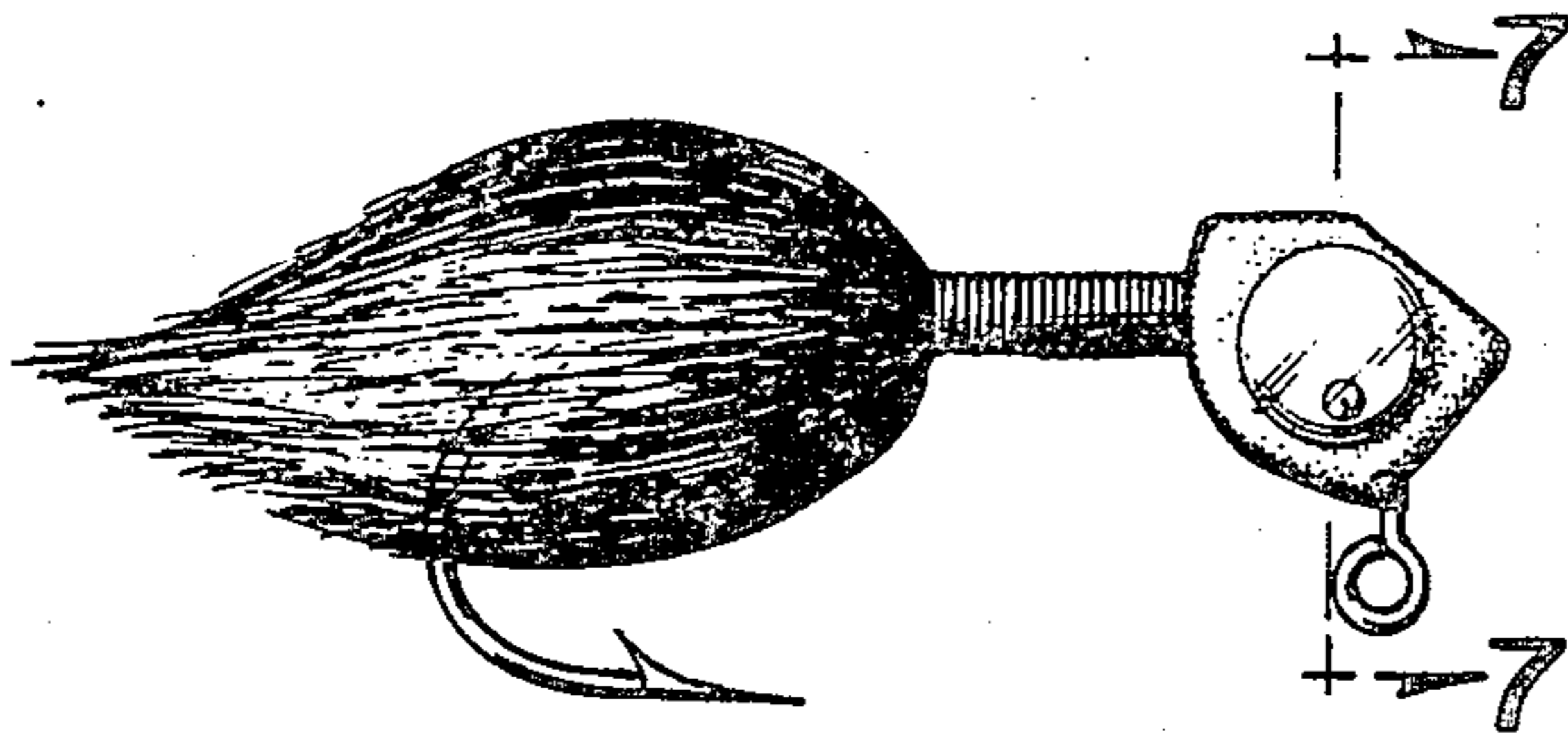


FIG 2

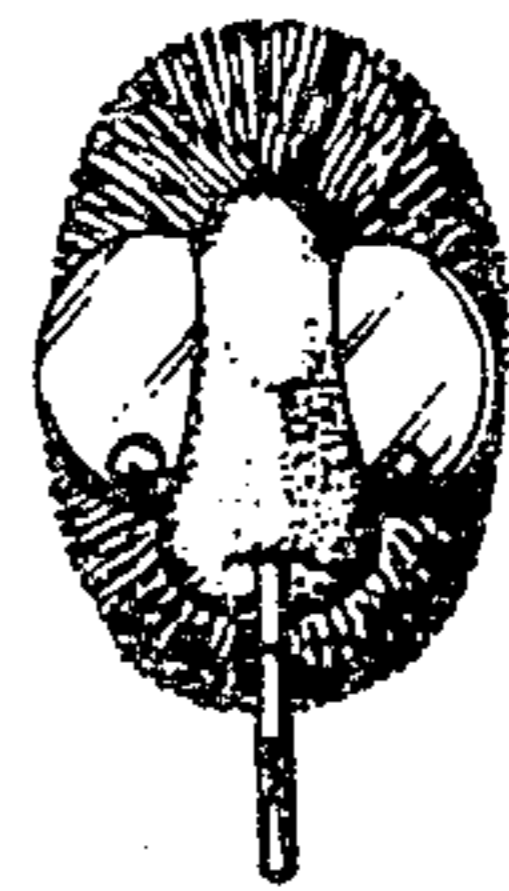


FIG 5




FIG 3



FIG 6




FIG 4

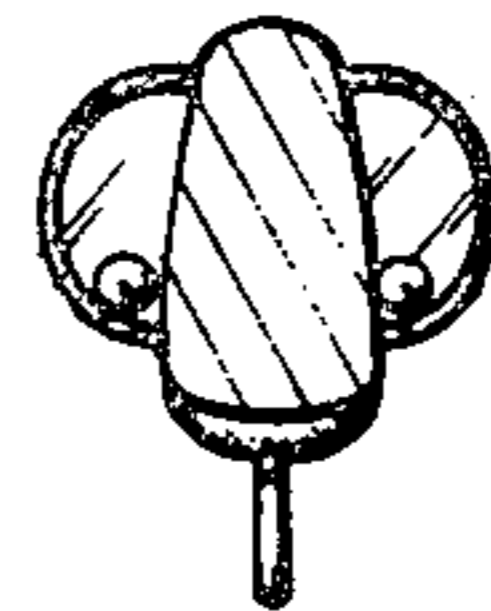


FIG 7