

# United States Patent [19]

Hirooka et al.

[11] Patent Number: **Des. 290,018**

[45] Date of Patent: **\*\* May 26, 1987**

[54] **DESK-TOP ELECTRONIC CALCULATOR**

[75] Inventors: **Junji Hirooka, Higashimurayama; Manabu Kanazawa, Tokyo, both of Japan**

[73] Assignee: **Canon Kabushiki Kaisha, Tokyo, Japan**

[\*\*] Term: **14 Years**

[21] Appl. No.: **748,816**

[22] Filed: **Jun. 26, 1985**

[30] **Foreign Application Priority Data**

Dec. 28, 1984 [JP] Japan ..... 59-53748

[52] U.S. Cl. .... **D18/7**

[58] Field of Search ..... **D18/2, 6-8, D18/11; 364/706-710; 200/5 A**

[56] **References Cited**

**U.S. PATENT DOCUMENTS**

D. 247,522 3/1978 Woithe ..... D18/7

D. 256,695 9/1980 Yamagami ..... D18/7

D. 273,307 4/1984 Yamagami ..... D18/7

D. 282,662 2/1986 Scheid et al. .... D18/7 X

D. 284,771 7/1986 Tamada et al. .... D18/7 X

*Primary Examiner*—Louis S. Zarfes

*Attorney, Agent, or Firm*—Fitzpatrick, Cella, Harper & Scinto

[57] **CLAIM**

The ornamental design for a desk-top electronic calculator, as shown and described.

**DESCRIPTION**

FIG. 1 is a front elevational view of a desk-top electronic calculator showing our new design;

FIG. 2 is a rear elevational view thereof;

FIG. 3 is a top plan view thereof;

FIG. 4 is a bottom plan view thereof;

FIG. 5 is a side elevational view as seen from the left of FIG. 1;

FIG. 6 is a side elevational view as seen from the right of FIG. 1 and

FIG. 7 is a perspective view of the desk-top electronic calculator.

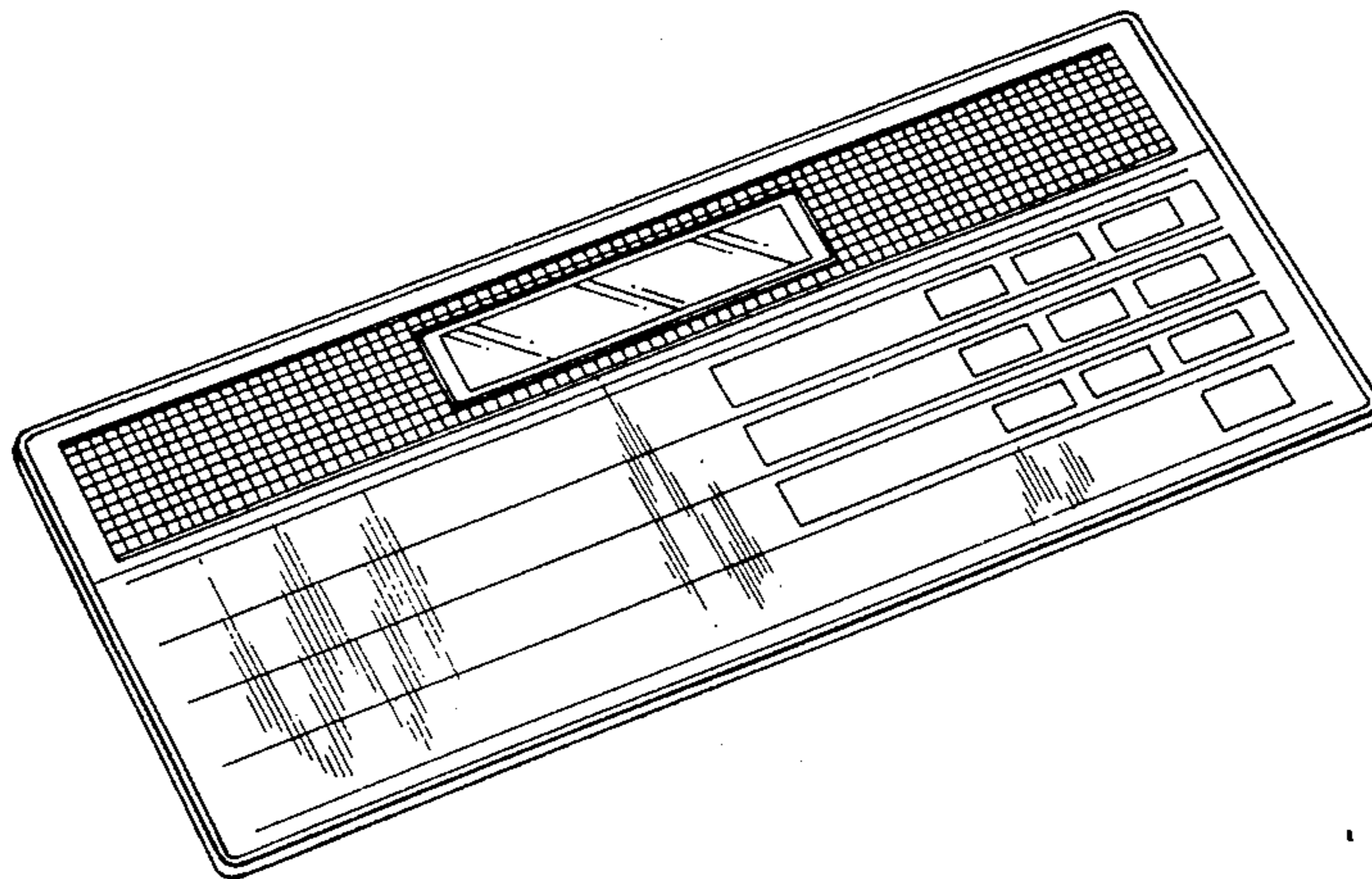


FIG. 1




FIG. 2




FIG. 3

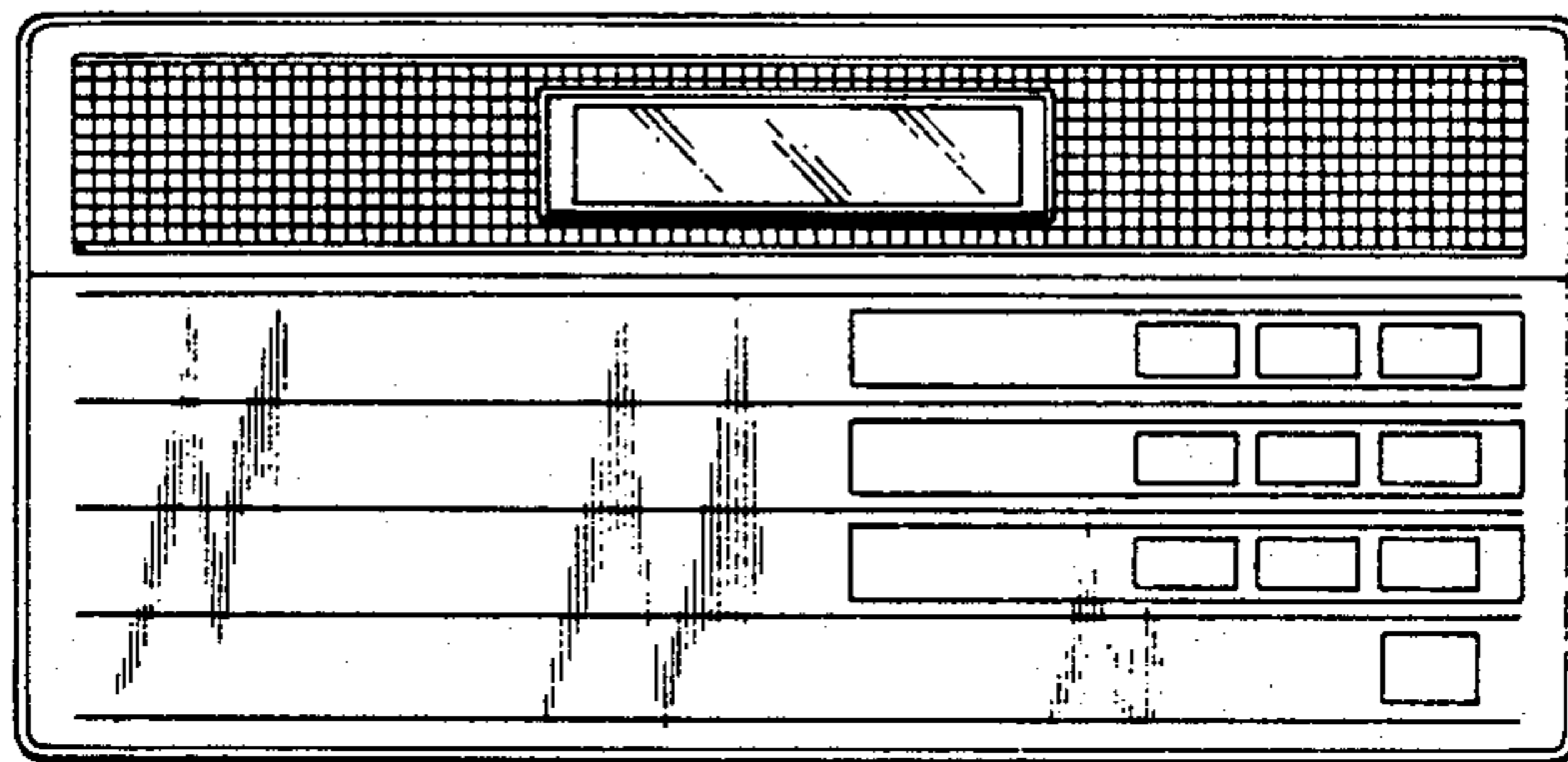
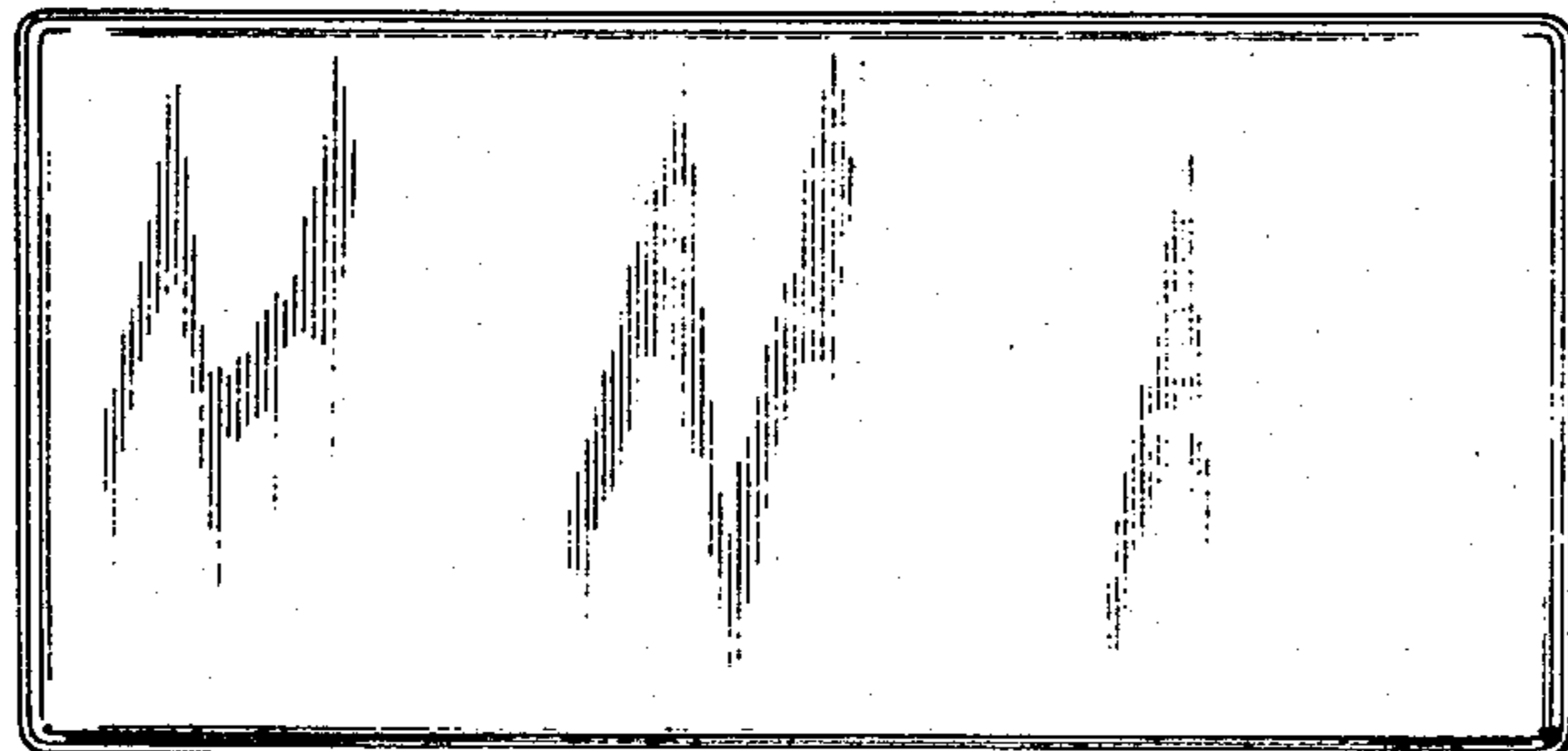
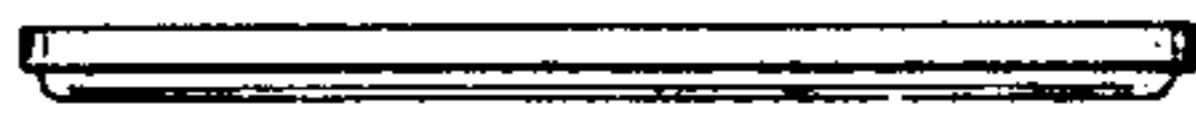



FIG. 4



*FIG. 5*



*FIG. 6*



*FIG. 7*

