

[54] **VIBRATORY TUMBLER BASE**

[75] **Inventor: George Droste, Monsey, N.Y.**

[73] **Assignee: Lyman Products Corporation,  
Middlefield, Conn.**

[\*\*] **Term: 14 Years**

[21] **Appl. No.: 896,618**

[22] **Filed: Aug. 14, 1986**

**Related U.S. Application Data**

- [62] Division of Ser. No. 586,216, Mar. 3, 1984.
- [52] **U.S. Cl.** ..... **D15/126**
- [58] **Field of Search** ..... **D15/124-126,  
D15/147; 51/163.2**

[56] **References Cited**

**U.S. PATENT DOCUMENTS**

D. 237,106	10/1975	Baljet et al. ....	D15/147
D. 263,713	4/1982	Baer .....	D15/124
3,885,357	5/1975	Hoyt .....	51/163.2
3,893,266	7/1975	Anderson .....	51/163.2
4,301,625	11/1981	Rampe .....	51/163.2

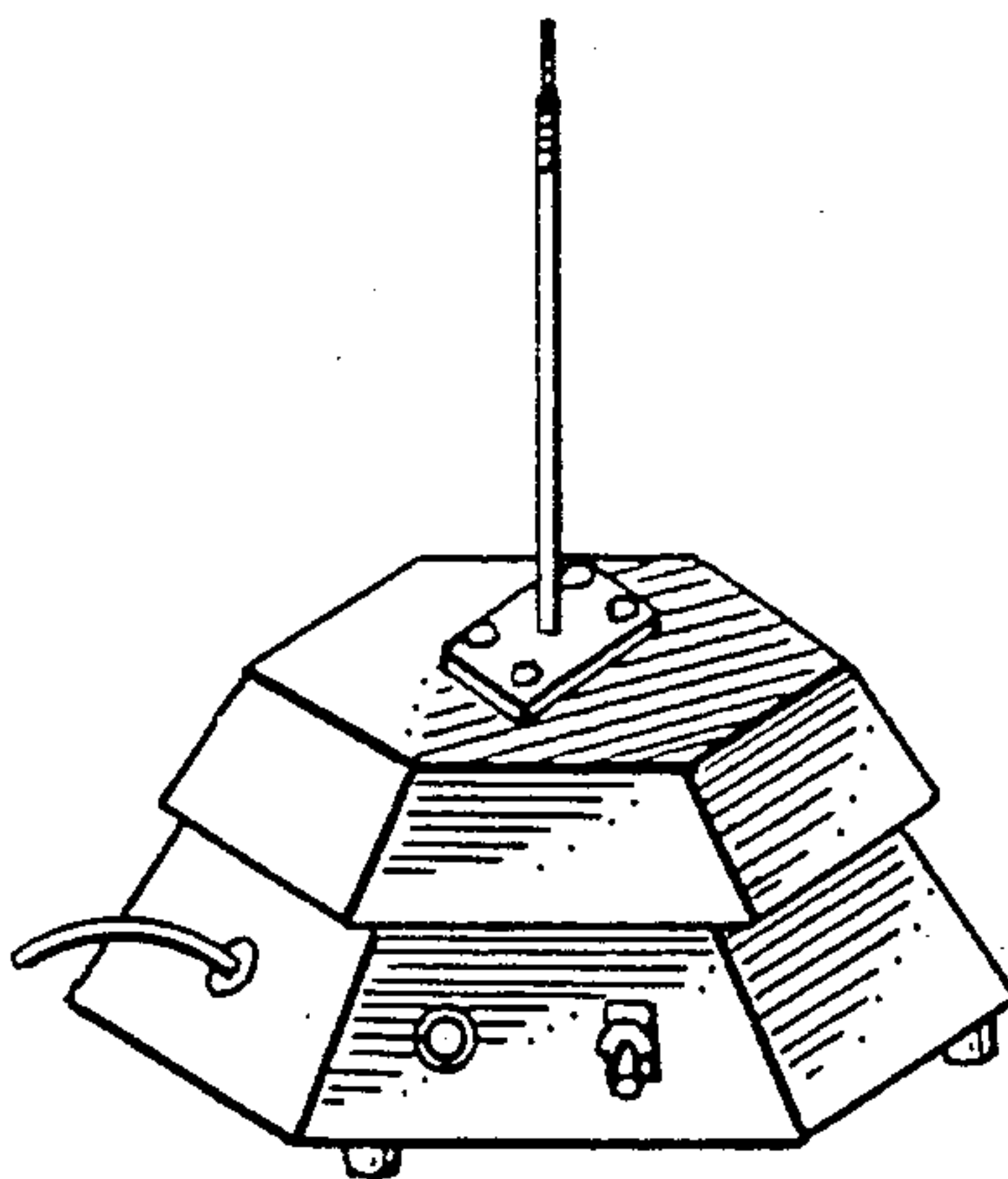
*Primary Examiner*—B. J. Bullock  
*Attorney, Agent, or Firm*—St. Onge Steward Johnston & Reens

[57] **CLAIM**

The ornamental design for a vibratory tumbler base, substantially as shown and described.

**DESCRIPTION**

FIG. 1 is a perspective view of a vibratory tumbler base showing my new design, the cord shown broken away to indicate indeterminate length; and FIG. 2 is an enlarged side elevational view. The sides which are not shown are identical to those shown but are all plain and the bottom is unornamented.



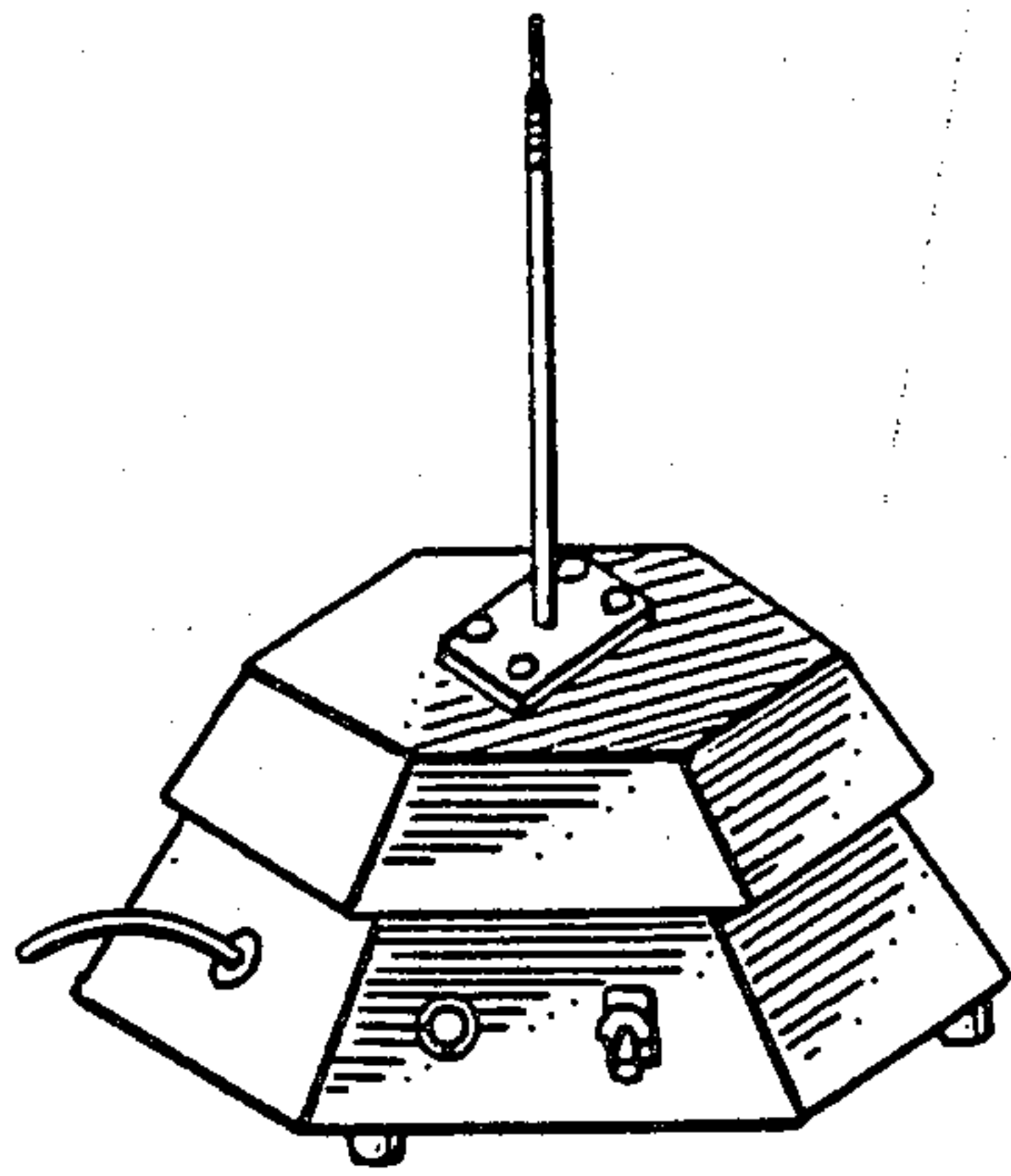


FIG. 1

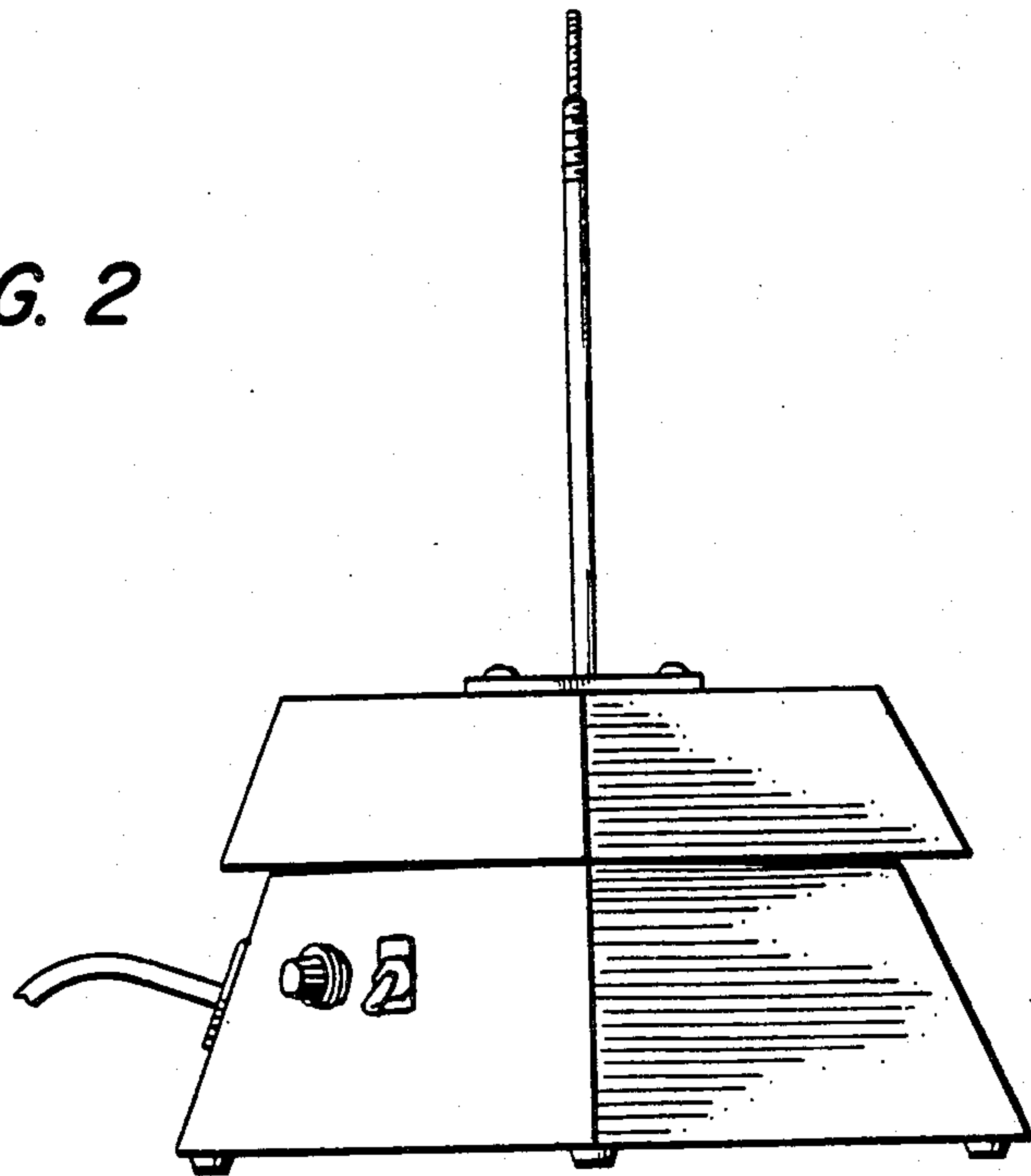


FIG. 2