

[54] **REFRIGERATOR**

[76] **Inventor:** Roger W. Owen, 11809 Jefferson Plz.,
Omaha, Nebr. 68137

[*] **Notice:** The portion of the term of this patent
subsequent to Dec. 9, 2000 has been
disclaimed.

[**] **Term:** 14 Years

[21] **Appl. No.:** 628,486

[22] **Filed:** Jul. 6, 1984

[52] **U.S. Cl.** D15/81

[58] **Field of Search** D15/7, 79-82,
D15/84-85, 88-89, 91; D13/40; 62/252,
440-441, 444-445, 447, 465, 329; 312/236-237,
116, 214

[56] **References Cited**

U.S. PATENT DOCUMENTS

D. 93,129 8/1934 Ponticos D15/85
D. 271,877 12/1983 Hoff D15/81

2,498,028 2/1950 Clerc 62/447
3,726,106 4/1973 Jaeger 62/371

Primary Examiner—Wallace R. Burke
Assistant Examiner—Ruth E. Takemoto
Attorney, Agent, or Firm—E. Robert Newman

[57] **CLAIM**

The ornamental design for a refrigerator, substantially
as shown and described.

DESCRIPTION

FIG. 1 is a front elevational view of the refrigerator
showing my new design;

FIG. 2 is a rear elevational view thereof;

FIG. 3 is a top plan view thereof;

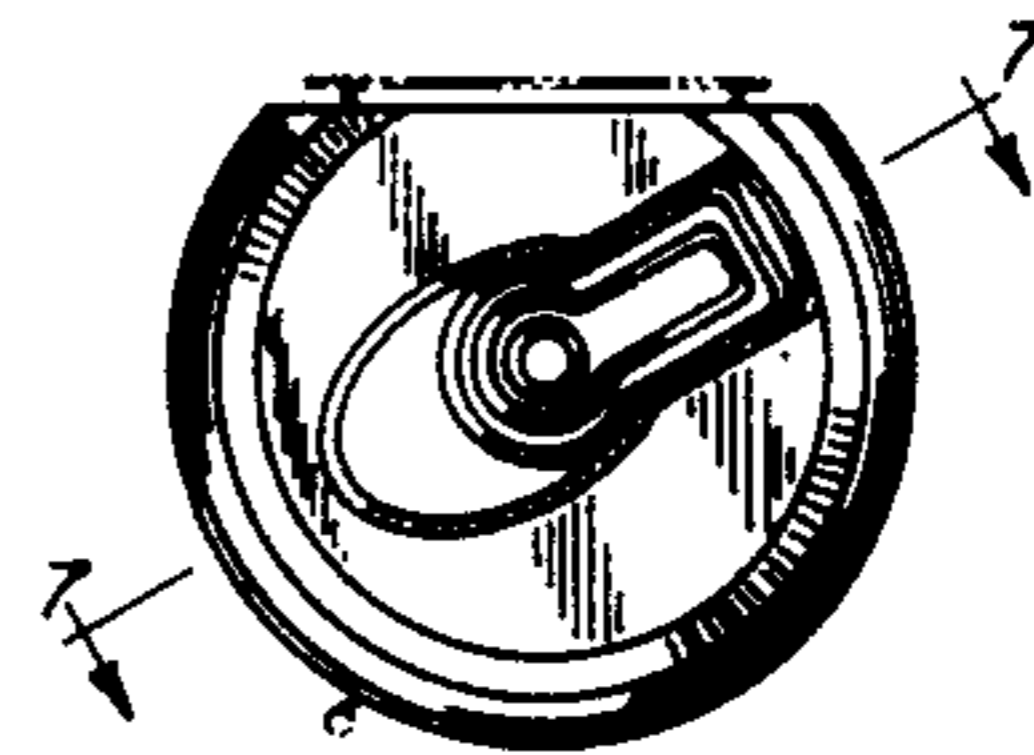

FIG. 4 is a bottom plan view thereof;

FIG. 5 is a left side elevational view thereof;

FIG. 6 is a right side elevational view thereof; and

FIG. 7 is a cross-sectional view of the refrigerator,
taken along line 7-7 of FIG. 3.

The broken lines in the drawings forming a door handle
and a refrigeration coil are for illustrative purposes only
and form no part of the claimed design.






FIG. 1

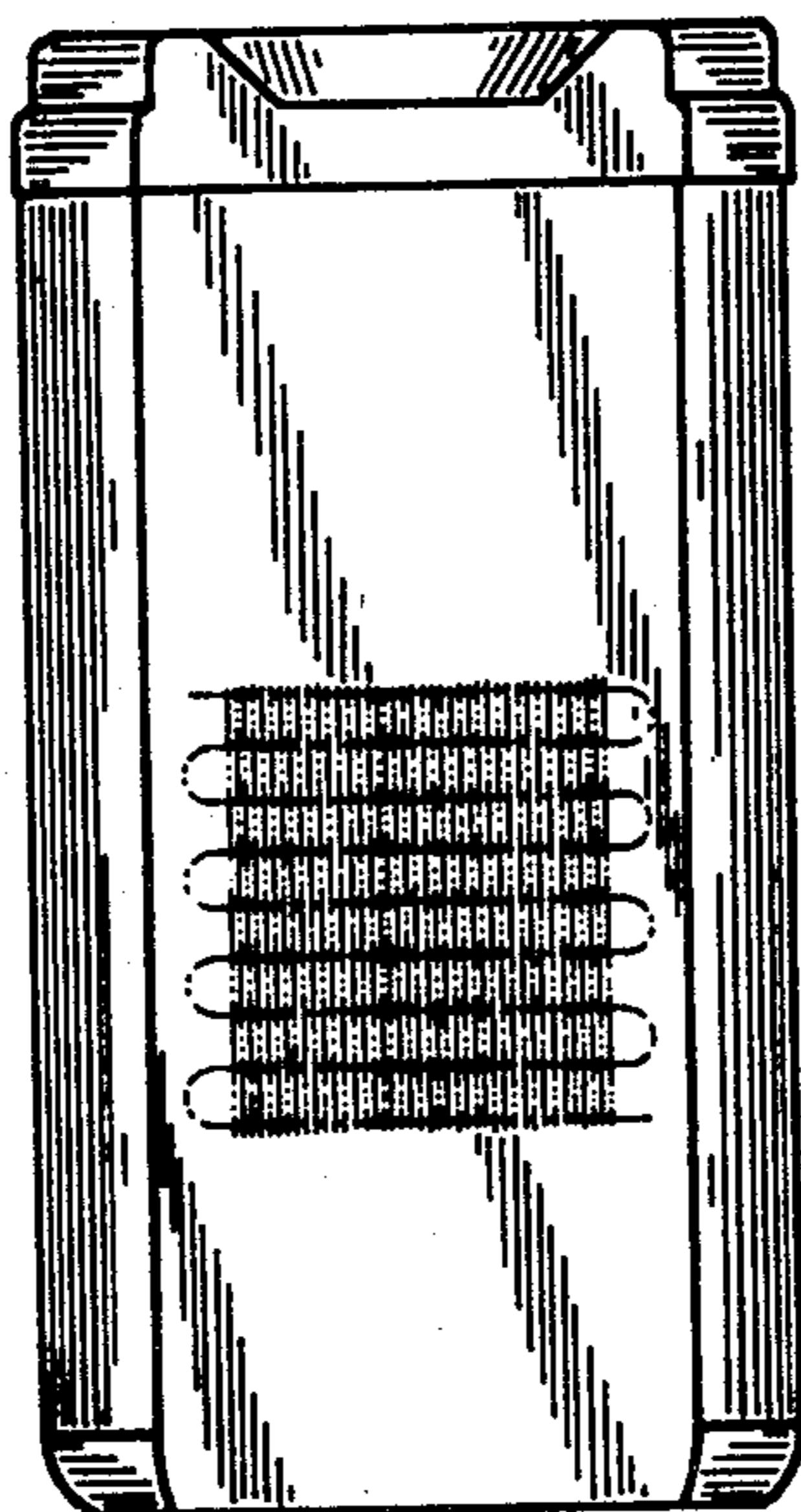


FIG. 2

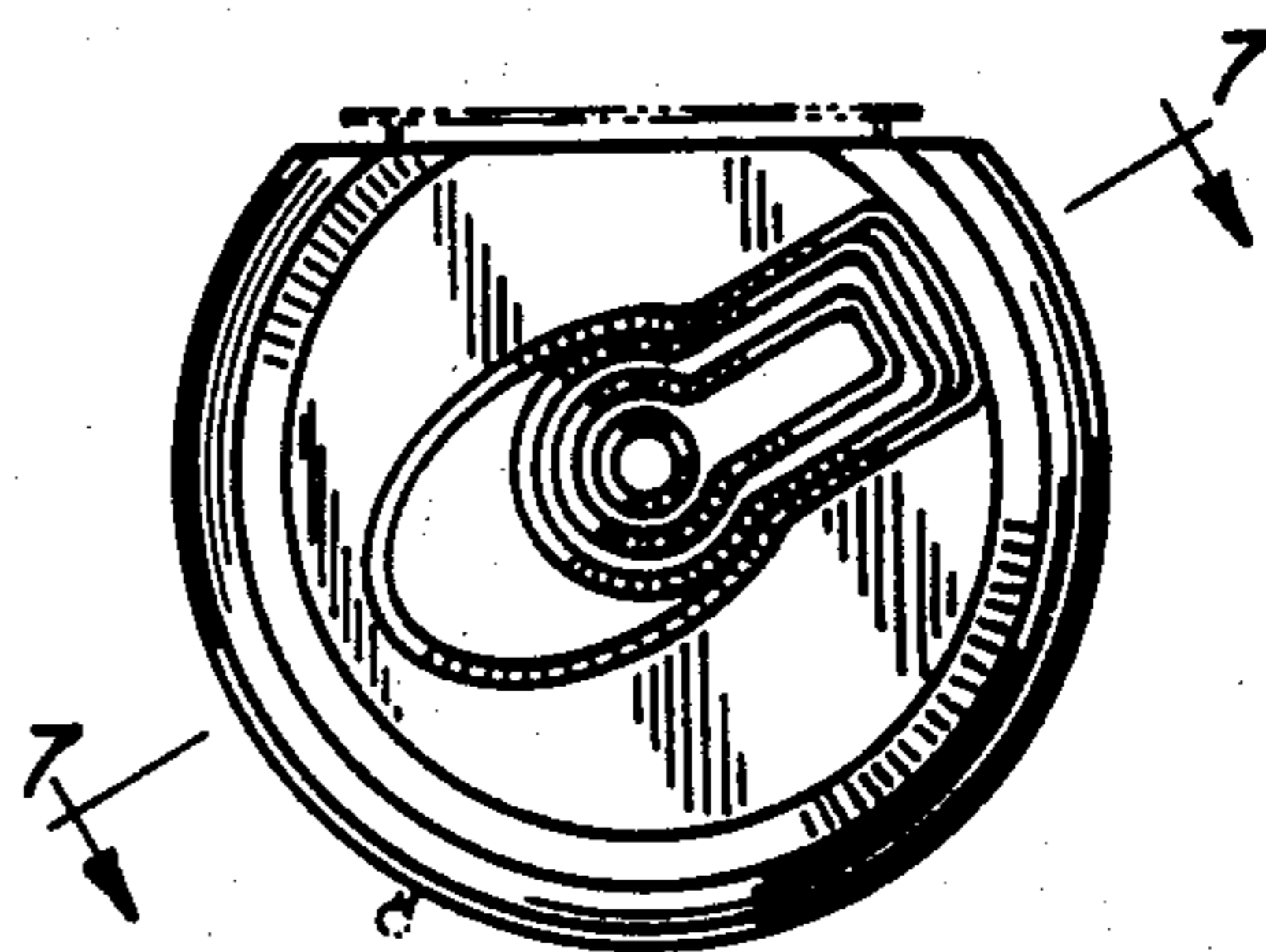


FIG. 3

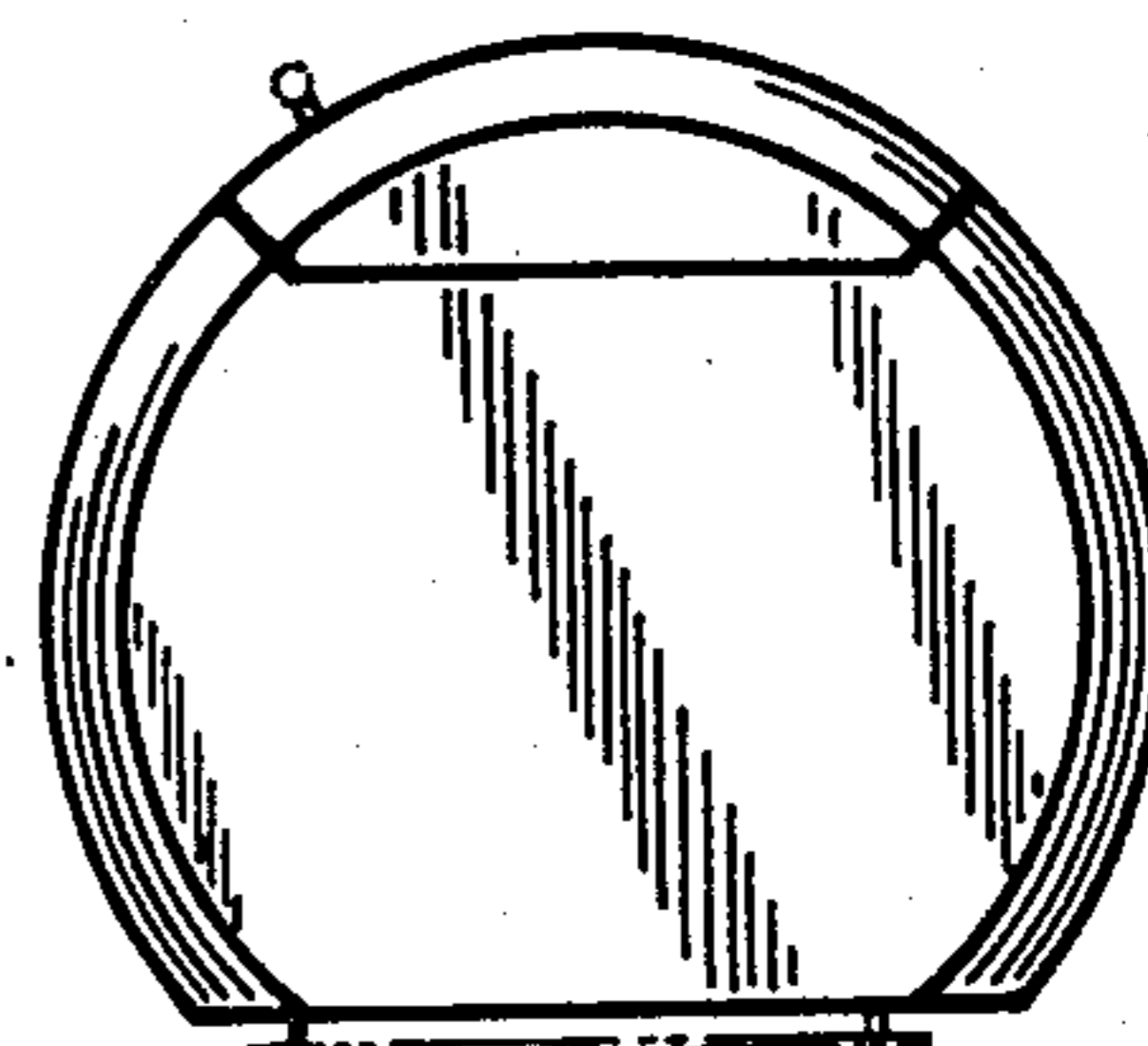


FIG. 4




FIG. 5




FIG. 6




FIG. 7