

# United States Patent [19]

Kosukegawa et al.

[11] Patent Number: **Des. 290,001**

[45] Date of Patent: **\*\* May 26, 1987**

[54] **VIDEO TAPE RECORDER**

[75] Inventors: **Yuichi Kosukegawa, Chofu; Noboru Chiba, Tokorozawa; Hideyo Hyuga, Tokyo, all of Japan**

[73] Assignee: **Hitachi, Ltd., Tokyo, Japan**

[\*\*] Term: **14 Years**

[21] Appl. No.: **640,581**

[22] Filed: **Aug. 14, 1984**

[30] **Foreign Application Priority Data**

Feb. 22, 1984 [JP] Japan ..... 59-6066

[52] U.S. Cl. .... **D14/2; D14/6**

[58] Field of Search ..... D14/1, 2, 5, 6, 8, 10, D14/11, 71, 72, 75, 77, 79, 84, 99

[56] **References Cited**

**U.S. PATENT DOCUMENTS**

D. 226,486 3/1973 Vananderoye ..... D14/6  
D. 227,266 6/1973 Shimasaki ..... D14/6  
D. 228,511 10/1973 Kon'i ..... D14/6

D. 268,263 3/1983 Bullock et al. .... D14/6  
D. 271,761 12/1983 Hashimoto et al. .... D14/77 X  
D. 275,668 9/1984 Erber et al. .... D14/77 X

**OTHER PUBLICATIONS**

HFD Monday Dec. 22, 1975, p. 27; "Electra Radio Corp" item bottom center on page.

*Primary Examiner*—Carmen H. Vales  
*Attorney, Agent, or Firm*—Antonelli, Terry & Wands

[57] **CLAIM**

The ornamental design for a video tape recorder, as shown and described.

**DESCRIPTION**

FIG. 1 is a front, top and right side perspective view of a video tape recorder showing our new design;  
FIG. 2 is a front elevational view thereof;  
FIG. 3 is a right side elevational view, the left side being a mirror image thereof;  
FIG. 4 is a top plan view thereof;  
FIG. 5 is a bottom plan view thereof; and  
FIG. 6 is a rear elevational view thereof.

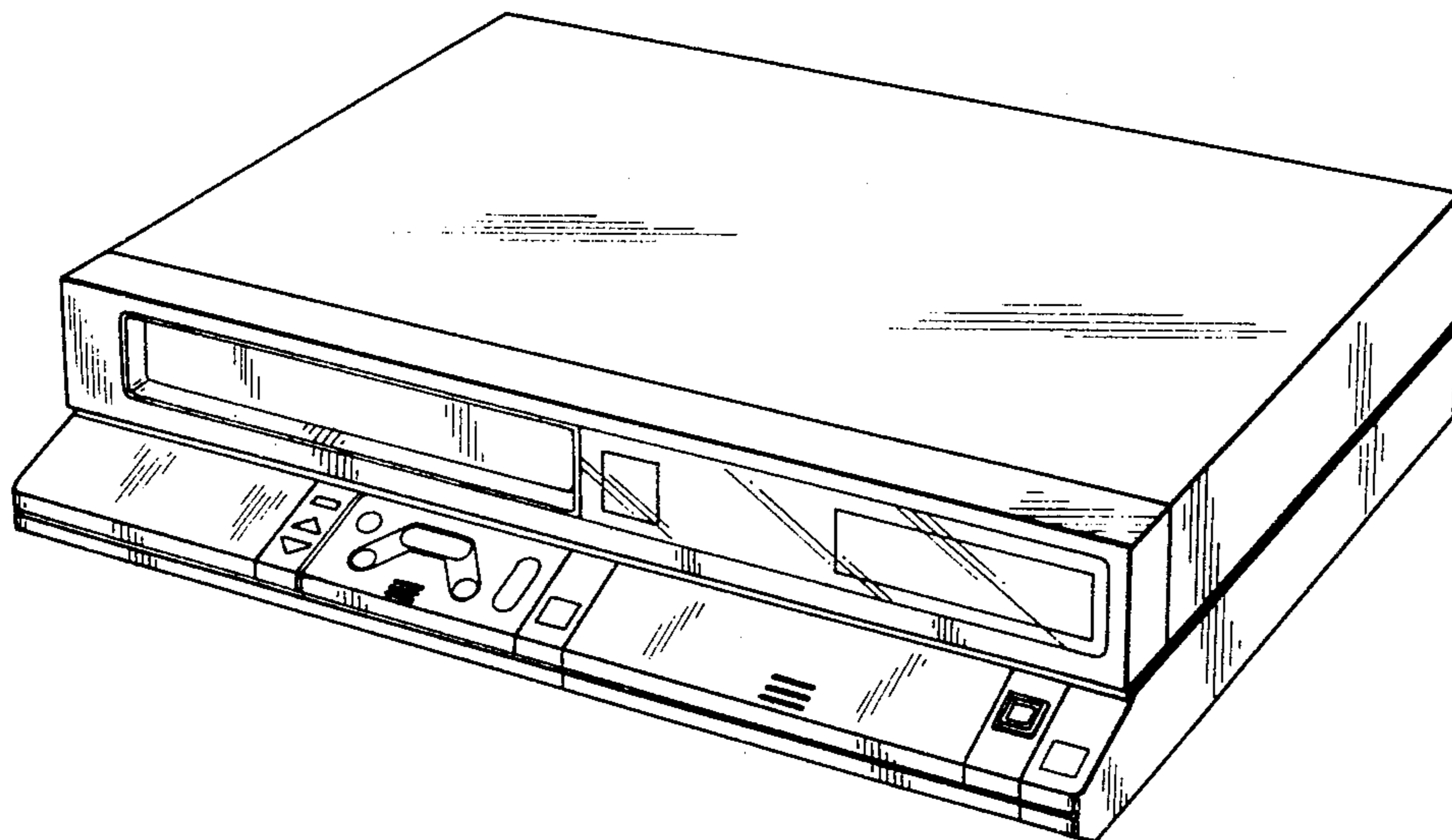


FIG. 1

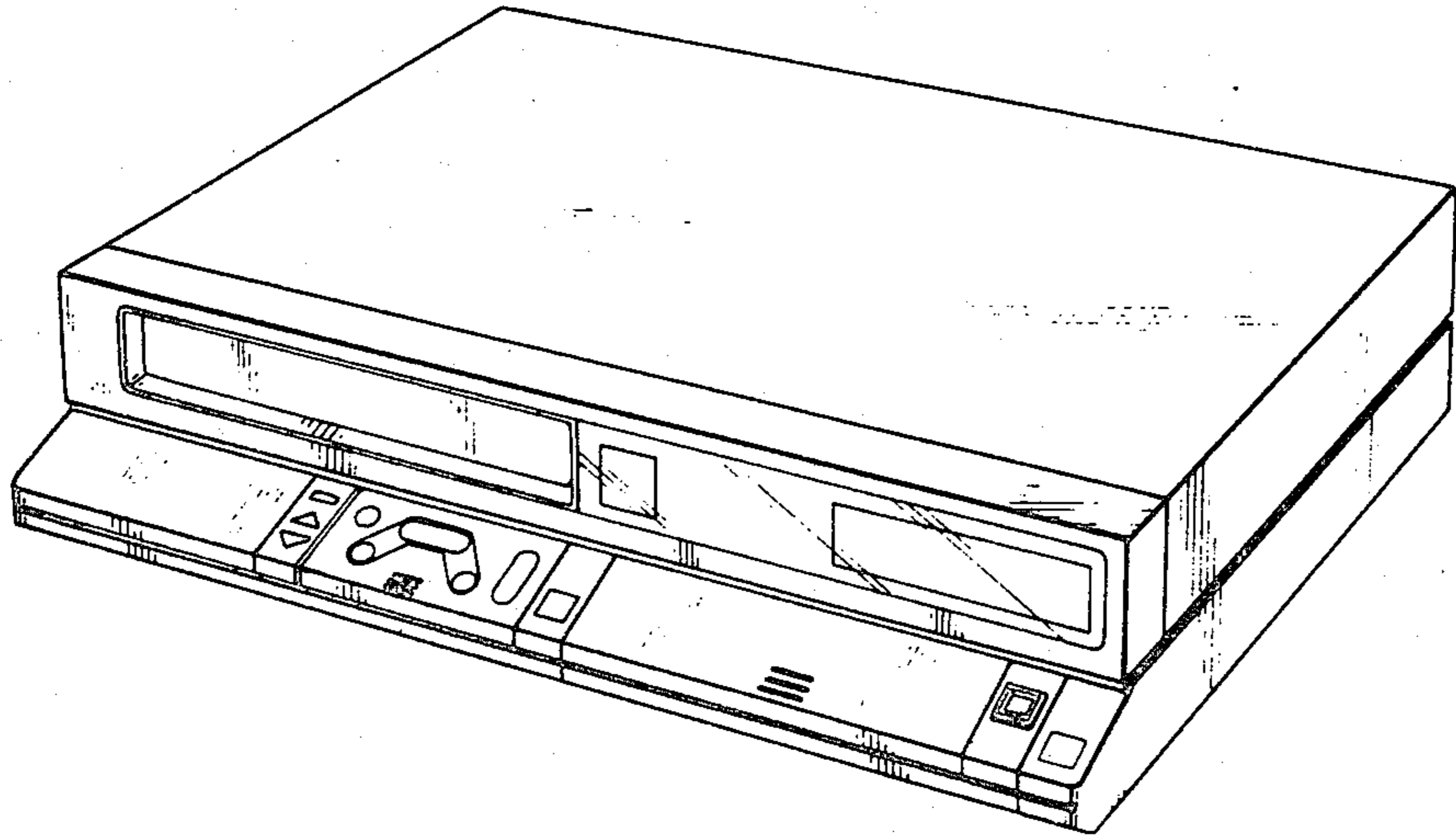


FIG. 2

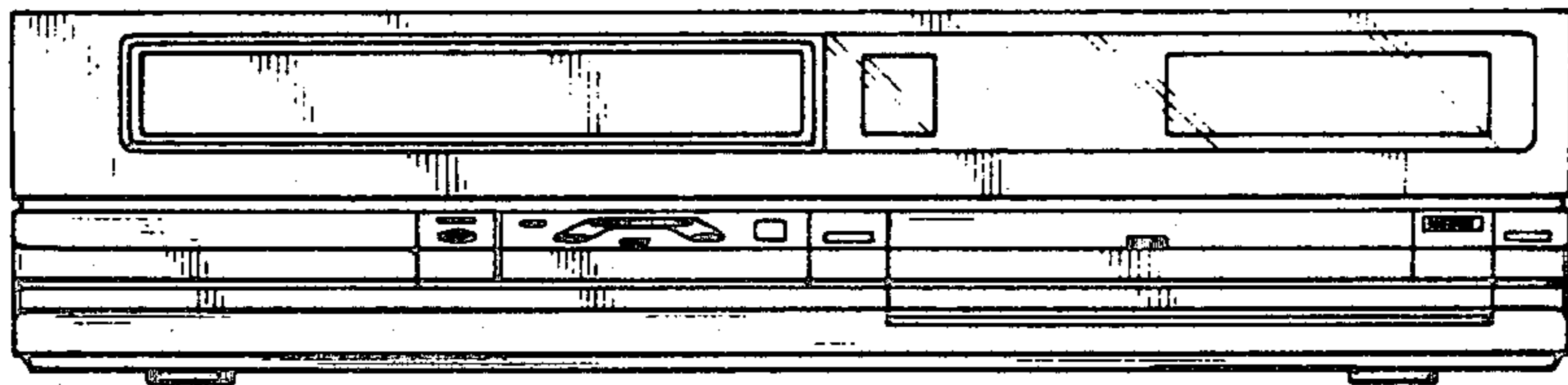


FIG. 3




FIG. 4

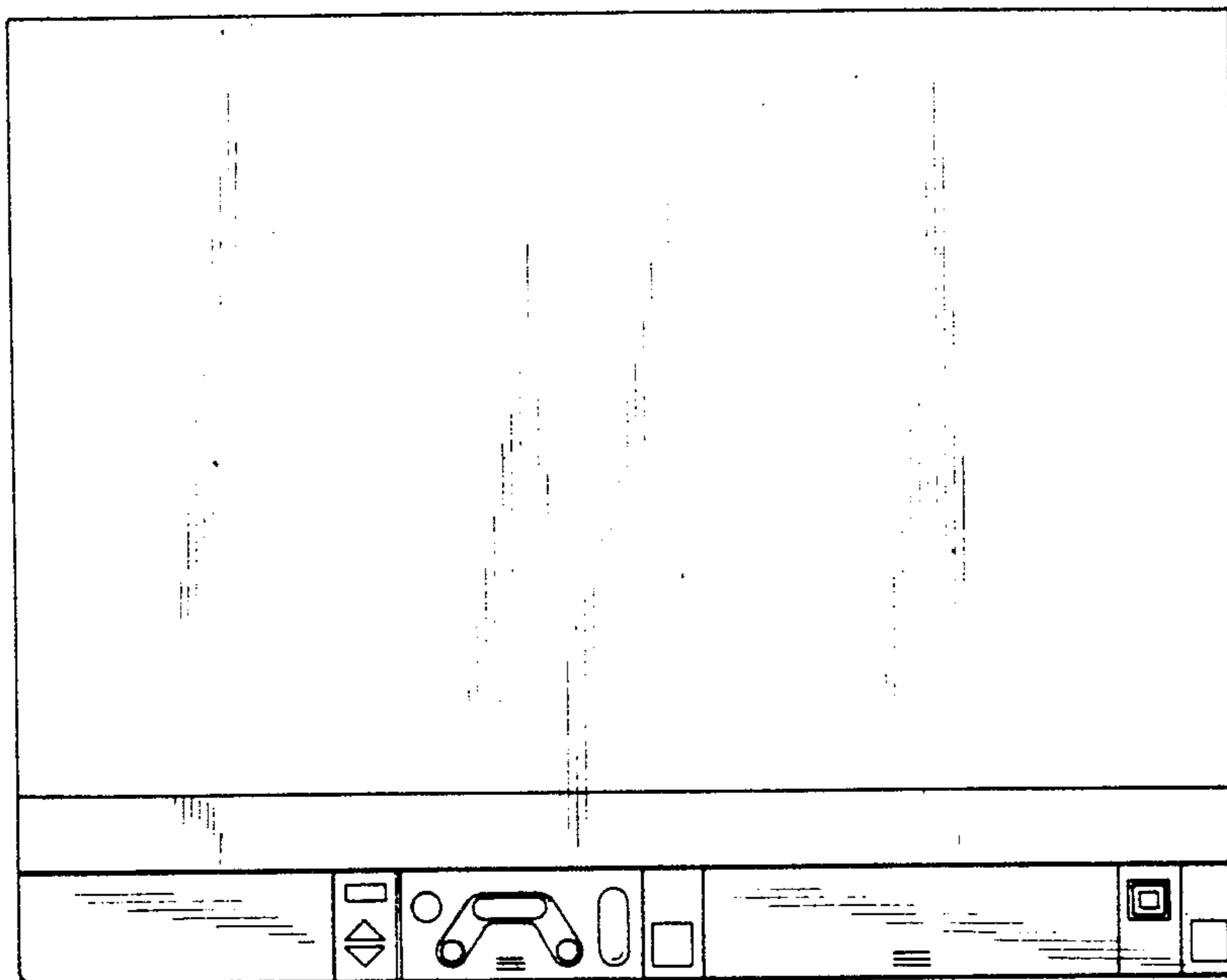


FIG. 5




FIG. 6

