

[54] AIR FRESHENER DISPENSER

[75] Inventor: William J. O'Neil, Jr., Cincinnati, Ohio

[73] Assignee: The Drackett Company, Cincinnati, Ohio

[\*\*] Term: 14 Years

[21] Appl. No.: 719,667

[22] Filed: Apr. 4, 1985

[52] U.S. Cl. .... D23/150

[58] Field of Search ..... D23/146-150; 239/34, 43, 47, 49-50, 54-55, 58-60; 261/DIG. 17, DIG. 42; 428/905; 48/195; 222/3, 23, 544, 548-552; D9/352; D28/82

[56] References Cited

U.S. PATENT DOCUMENTS

- D. 204,756 5/1966 Farrell ..... D23/150
- D. 217,065 3/1970 Gugelot et al. .... D28/82
- D. 224,311 7/1972 Brett ..... D23/150
- D. 254,931 5/1980 Mandon et al. .... D23/150

- D. 255,047 5/1980 Muller et al. .... D23/150
- D. 269,699 7/1983 May et al. .... D23/150
- D. 275,222 8/1984 Hoyt ..... D23/150
- 2,642,310 6/1953 Meek et al. .... 239/35
- 3,671,008 6/1972 Villalba, Jr. .... D7/43 X
- 4,014,501 3/1977 Buckenmayer ..... 239/58
- 4,361,279 11/1982 Beacham ..... 239/56


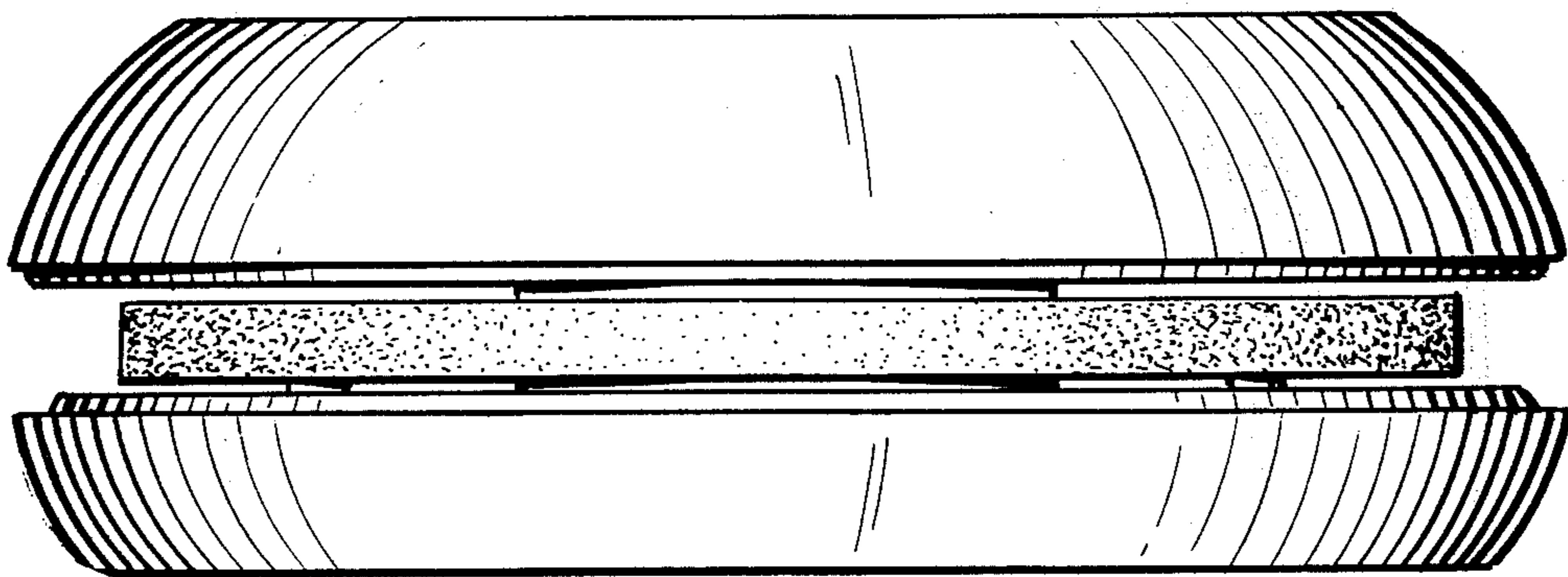

Primary Examiner—Wallace R. Burke  
Assistant Examiner—Brian N. Vinson

[57] CLAIM

The ornamental design for an air freshener dispenser, as shown and described.

DESCRIPTION

FIG. 1 is a top perspective view of an air freshener dispenser showing my new design;  
 FIG. 2 is a top plan view thereof;  
 FIG. 3 is a front elevational view thereof, the adjacent sides and rear being identical in appearance;  
 FIG. 4 is a bottom plan view thereof;  
 FIG. 5 is a front elevational view thereof, showing the dispenser in the open position; and  
 FIG. 6 is a vertical transverse sectional view thereof.






Fig. 1.

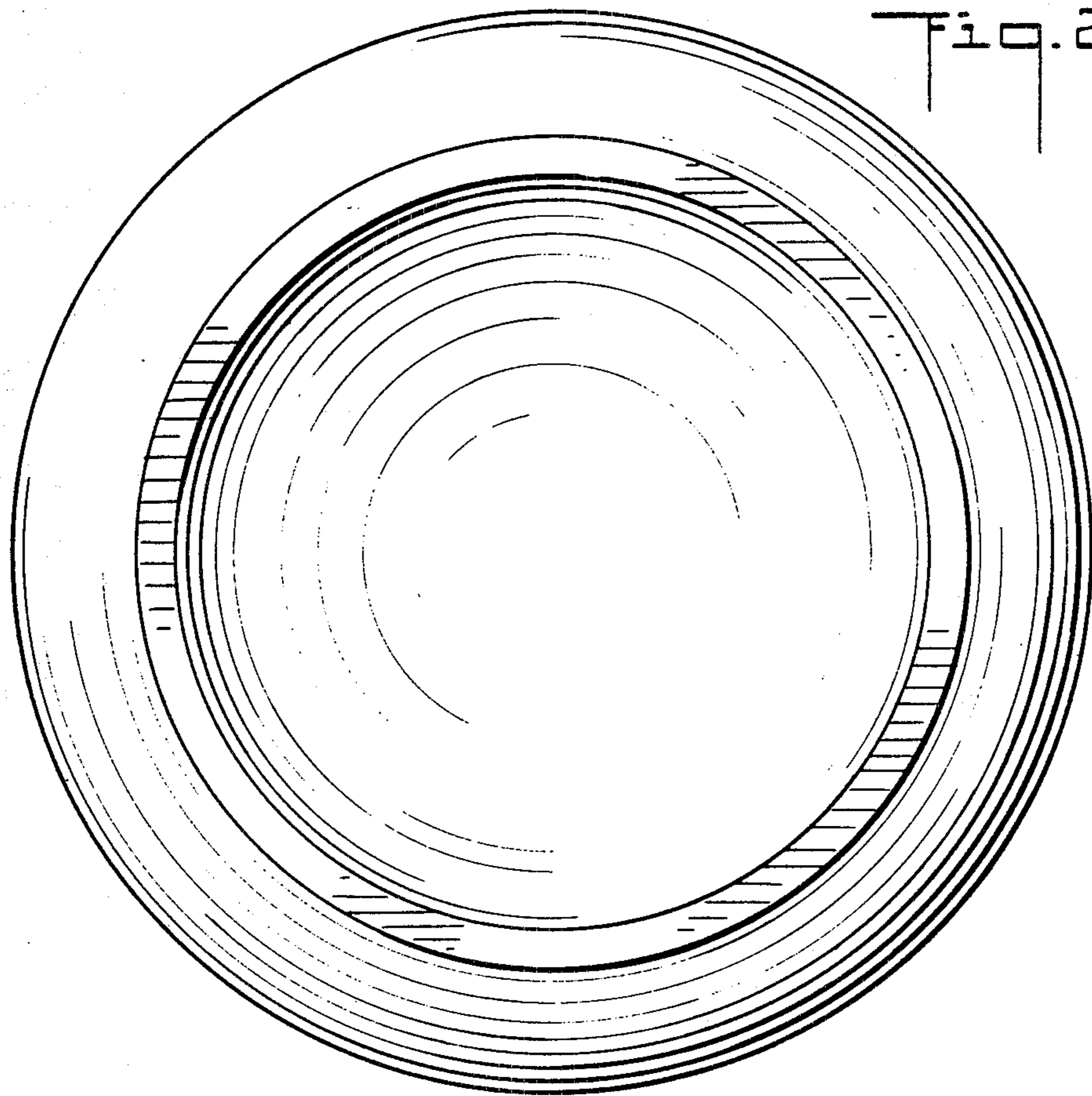


Fig. 2.




Fig. 3.

Fig. 4.




Fig. 5.

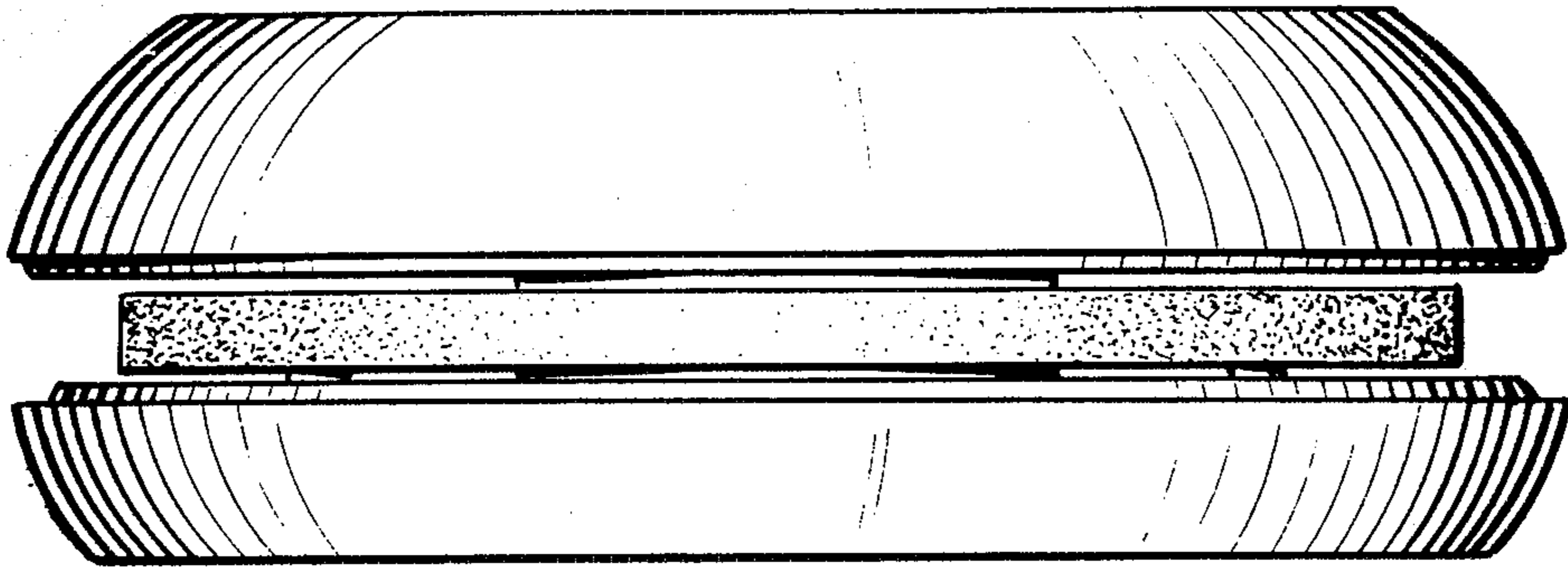


Fig. 6.

