

[54] FIREPLACE SCREEN

[75] Inventors: Joseph J. Catania, Cheshire; Angelo Gaudino, Wallingford; Russell DeTuzzi, Huntington; Maxwell Gardner, Wallingford, all of Conn.

[73] Assignee: Century Fireplace Furnishings, Inc., Wallingford, Conn.

[\*] Notice: The portion of the term of this patent subsequent to Mar. 10, 2001 has been disclaimed.

[\*\*] Term: 14 Years

[21] Appl. No.: 626,248

[22] Filed: Jun. 29, 1984

[52] U.S. Cl. .... D23/138.3

[58] Field of Search ..... D23/128, 138.3; 126/135, 138-140, 190, 200, 201, 202; 160/DIG. 9

[56] References Cited

U.S. PATENT DOCUMENTS

4,048,979 9/1977 LaVasseur ..... 126/202

4,174,700 11/1979 Bartsch ..... 126/121  
4,256,084 3/1981 Engleman ..... 126/121

FOREIGN PATENT DOCUMENTS

22324 of 1900 United Kingdom ..... 126/202  
5057 of 1911 United Kingdom ..... 126/202

OTHER PUBLICATIONS

Best Products catalog 1980/1981-p. 299-Fireplace Screens H and K.

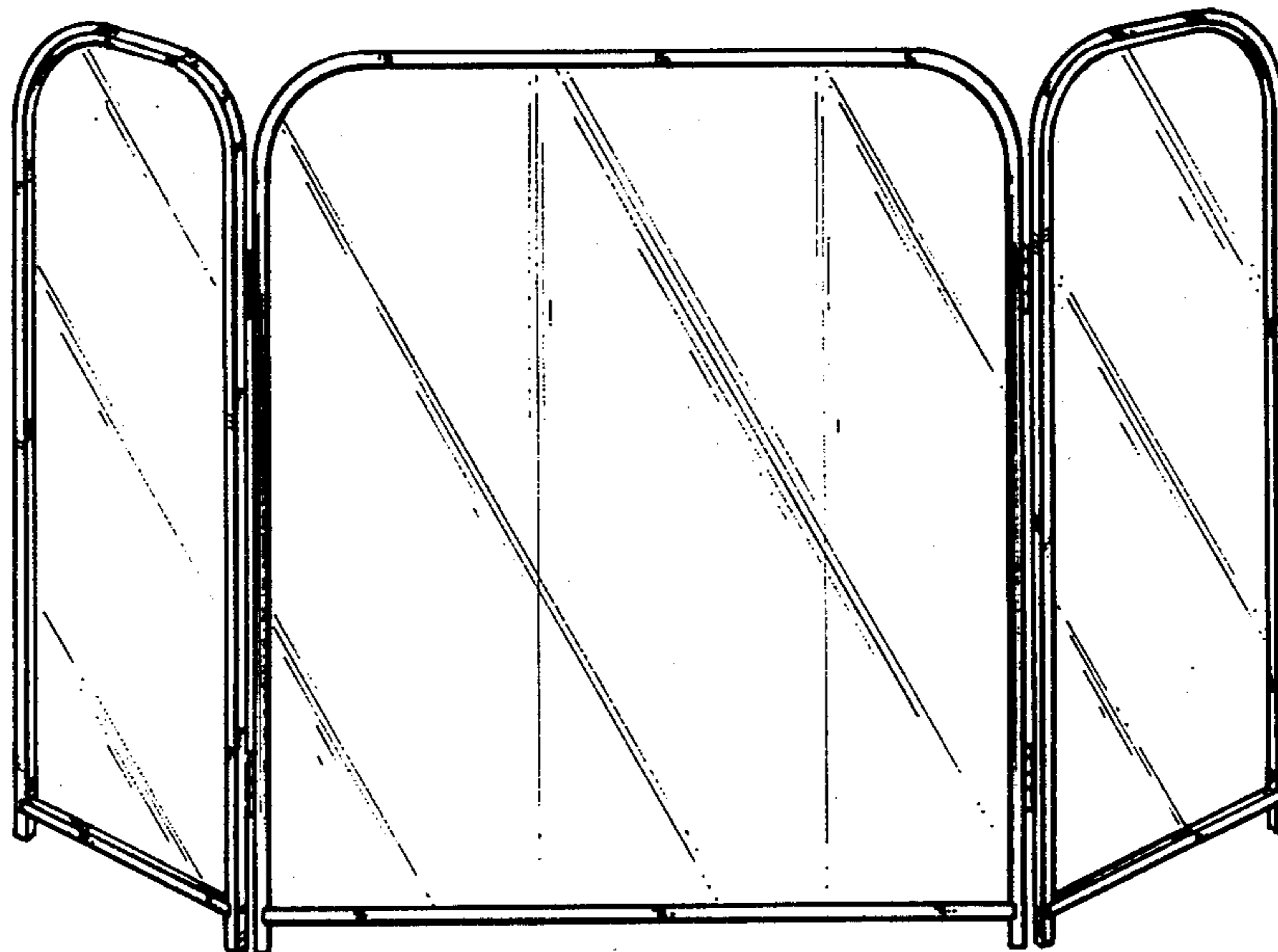
Primary Examiner—Catherine E. Kemper  
Attorney, Agent, or Firm—Bachman & LaPointe


[57] CLAIM

The ornamental design for a fireplace screen, as shown and described.

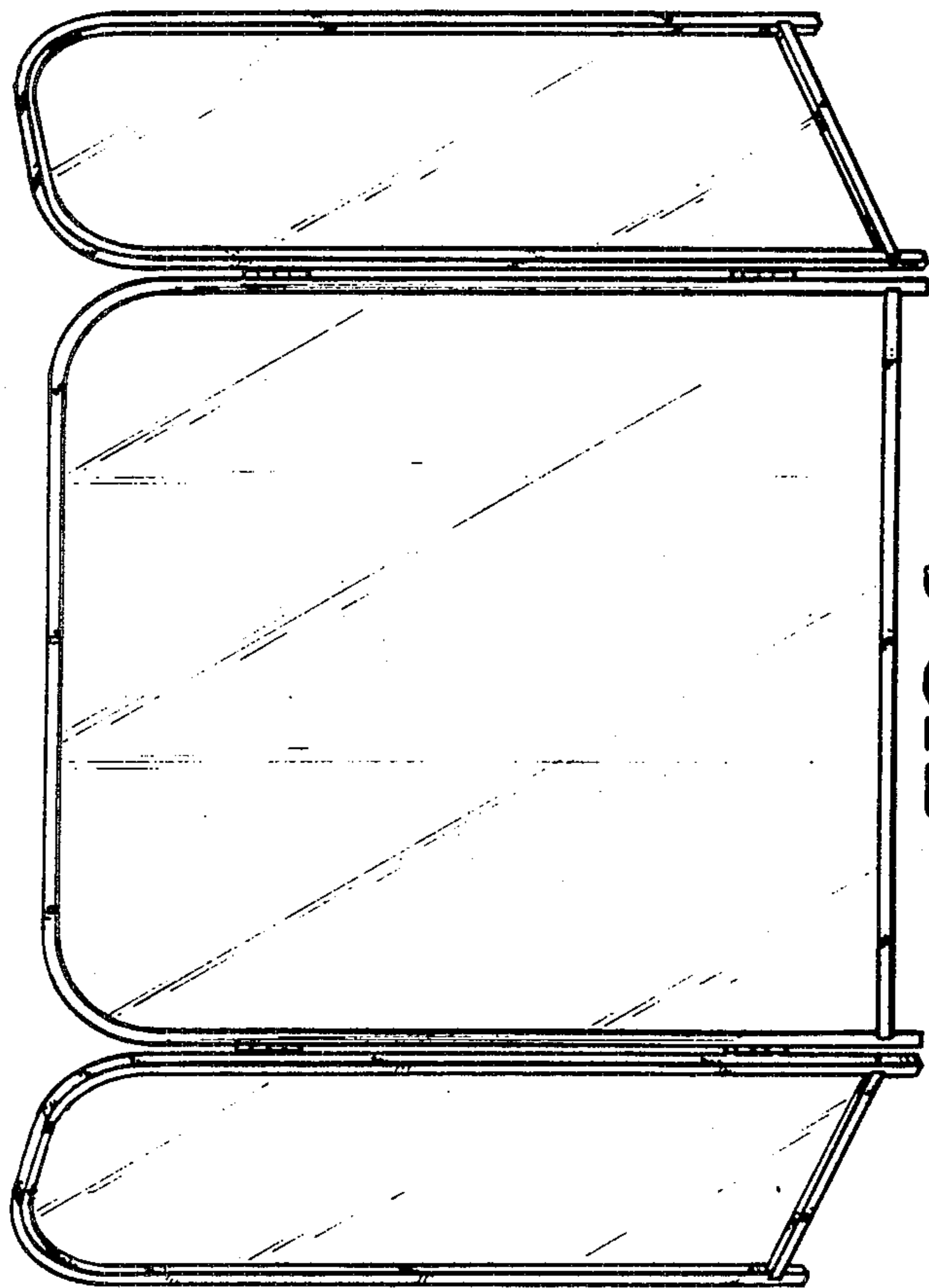
DESCRIPTION

FIG. 1 is a front elevational view of a fireplace screen, showing our new design;  
FIG. 2 is a side elevational view thereof;  
FIG. 3 is a top plan view thereof;  
FIG. 4 is a rear elevational view thereof;  
FIG. 5 is a bottom plan view thereof;  
FIG. 6 is a front elevational view of a second embodiment of a fireplace screen.






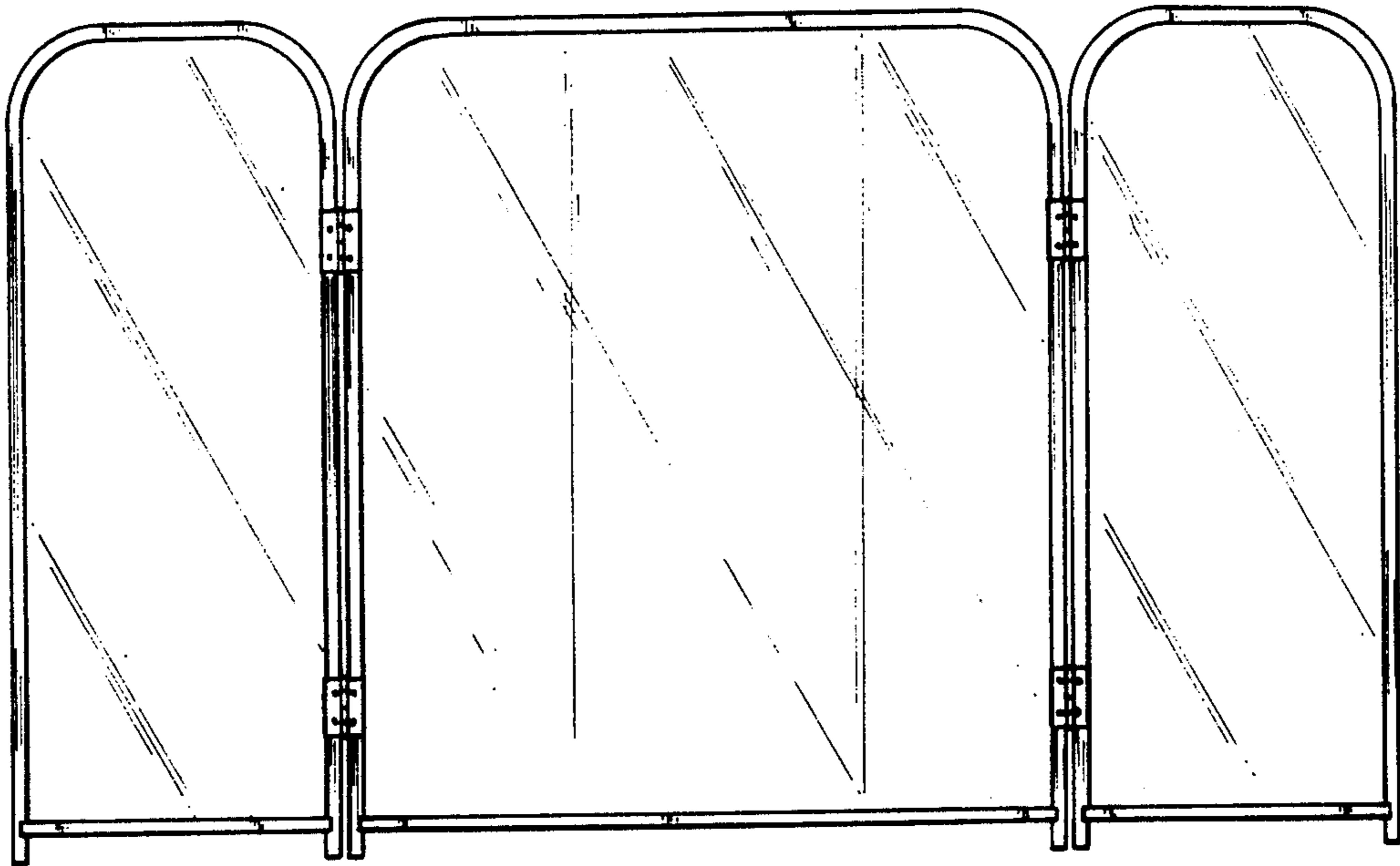
*FIG-2*




*FIG-1*




*FIG-3*



*FIG-4*



*FIG-5*



*FIG-6*