

[54] **DESK-TOP ELECTRONIC CALCULATOR**

[75] Inventors: **Nobuo Kikuchi, Tokyo; Kazuyoshi Odagawa, Yokohama, both of Japan**

[73] Assignee: **Canon Kabushiki Kaisha, Tokyo, Japan**

[**] Term: **14 Years**

[21] Appl. No.: **626,987**

[22] Filed: **Jul. 2, 1984**

[30] **Foreign Application Priority Data**

Jan. 18, 1984 [JP] Japan 59-1449

[52] U.S. Cl. **D18/7**

[58] Field of Search **D18/2, 6-8, D18/11, 12; D14/100, 105, 107, 114, 115; 200/5 A; 364/706-710**

[56] **References Cited**

U.S. PATENT DOCUMENTS

D. 277,681 2/1985 Ishida **D18/7**

Primary Examiner—Louis S. Zarfes
Attorney, Agent, or Firm—Fitzpatrick, Cella, Harper & Scinto

[57] **CLAIM**

The ornamental design for a desk-top electronic calculator, as shown and described.

DESCRIPTION

FIG. 1 is a front elevational view of a desk-top electronic calculator showing our new design;

FIG. 2 is a rear elevational view thereof;

FIG. 3 is a top plan view thereof;

FIG. 4 is a bottom plan view thereof;

FIG. 5 is a side elevational view as seen from the left of FIG. 1;

FIG. 6 is a side elevational view as seen from the right of FIG. 1;

FIG. 7 is a perspective view of the desk-top electronic calculator and

FIG. 8 is a left side elevational view with the leg extended; and

FIG. 9 is a front elevational view with the leg extended.




FIG. 1




FIG. 2

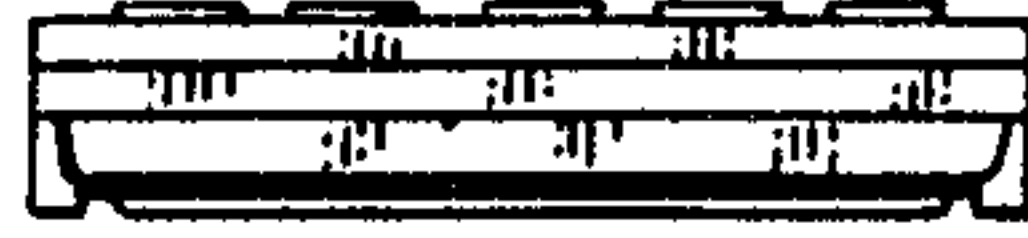


FIG. 3




FIG. 4

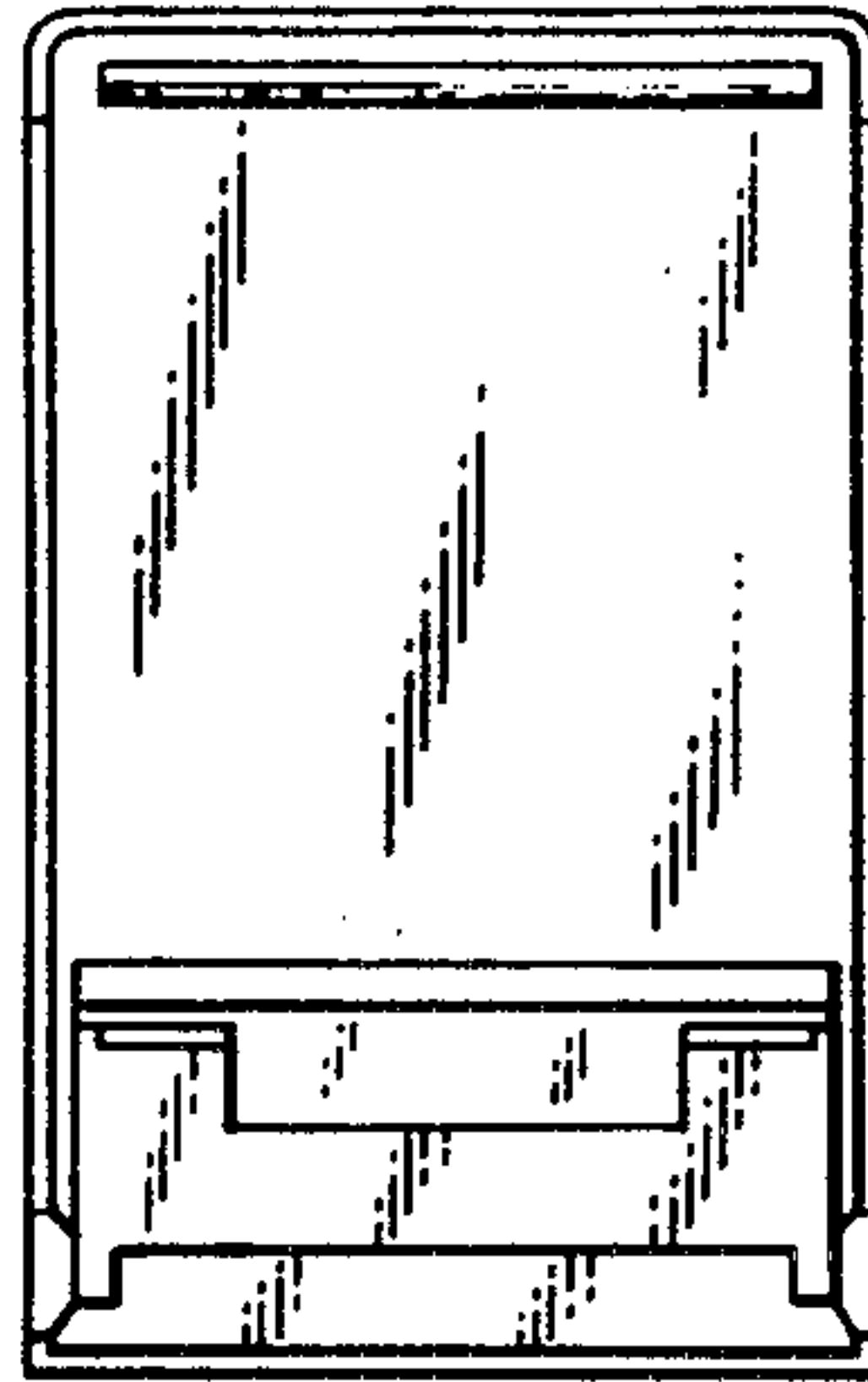


FIG. 5




FIG. 6



FIG. 7

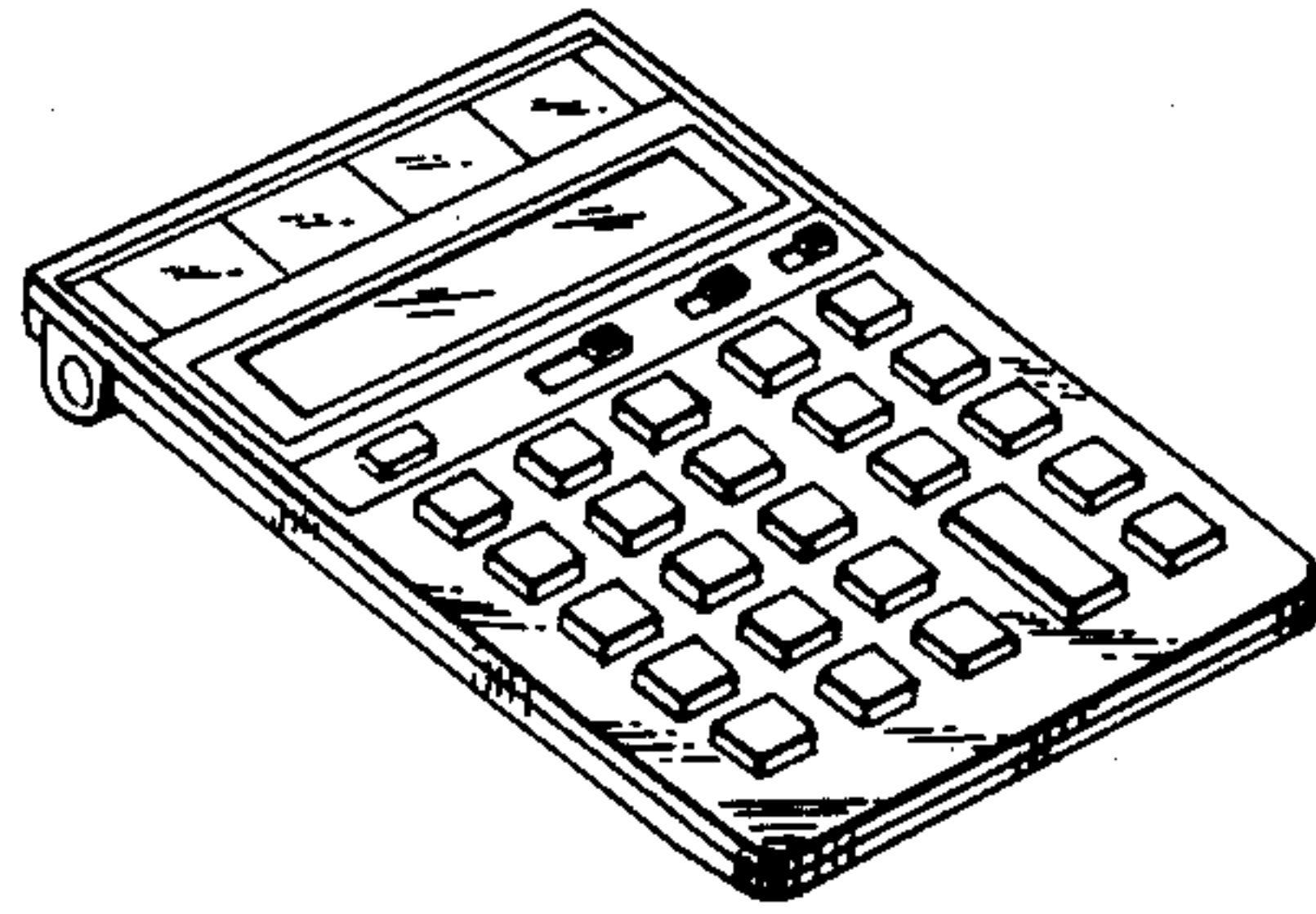


FIG. 8

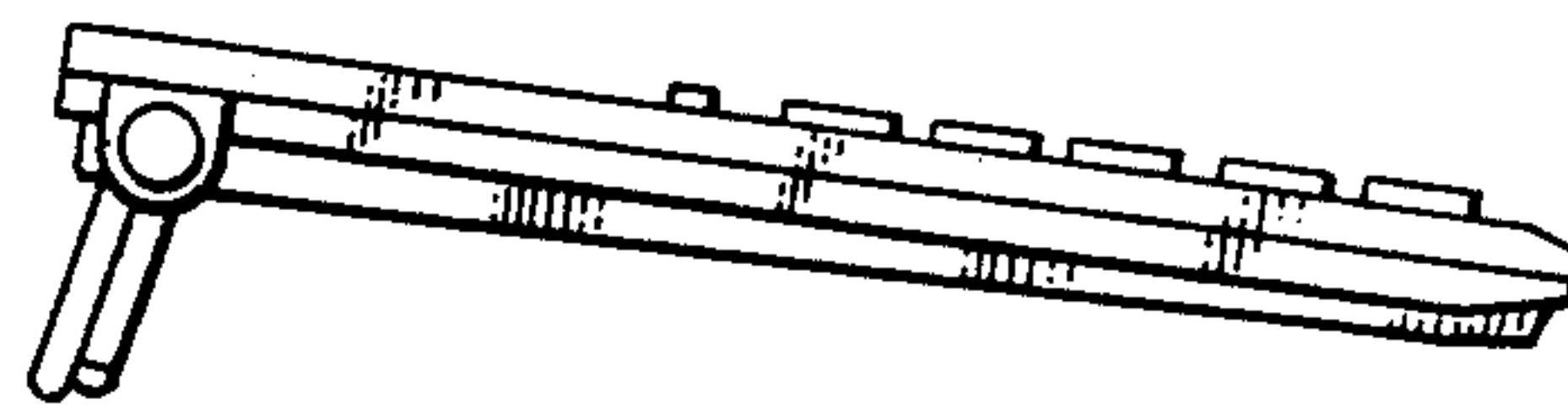


FIG. 9

