

[54] DEODORANT APPLICATOR

[75] Inventors: Ernest H. Duval, Winthrop; Pamela J. Parisi, Reading, both of Mass.; Thomas B. Aldrich, III, Spring Valley, N.Y.; Albert H. Torongo, Yardley, Pa.

[73] Assignee: The Gillette Company, Boston, Mass.

[**] Term: 14 Years

[21] Appl. No.: 718,012

[22] Filed: Mar. 29, 1985

[52] U.S. Cl. D9/399; D23/150

[58] Field of Search D23/146-150; 239/34, 43, 47, 49-50, 54-55, 58-60; 261/DIG. 17, 42; 428/905; 48/195; 222/3, 23; 55/220, 226, 230-231; D9/390-391, 377, 399, 338

[56] References Cited

U.S. PATENT DOCUMENTS

- D. 227,011 5/1973 Kovac D23/146
- D. 230,956 3/1974 Bystedt et al. D9/391 X
- D. 245,862 9/1977 Bukoch et al. D9/352 X
- D. 255,653 7/1980 Lipsz D9/338

- D. 262,312 12/1981 Hoyt D23/150
- D. 262,438 12/1981 Sears et al. D9/338
- D. 267,629 1/1983 Hasegawa et al. D9/353
- D. 272,723 2/1984 Baker D9/377
- D. 278,751 5/1985 Seager D9/338
- D. 287,335 12/1986 Anderson D9/338
- 3,923,458 12/1975 Moran 219/271 X
- 3,966,442 6/1976 Waters 55/316

Primary Examiner—Wallace R. Burke
Assistant Examiner—Brian N. Vinson
Attorney, Agent, or Firm—Scott R. Foster

[57] CLAIM

The ornamental design for deodorant applicator, substantially as shown and described.

DESCRIPTION

FIG. 1 is a top perspective view of an deodorant applicator showing my new design;
FIG. 2 is a top plan view thereof.
FIG. 3 is a bottom plan view thereof.
FIG. 4 is a side elevational view thereof, the opposite side being substantially similar in appearance;
FIG. 5 is a front elevational view thereof, the rear being substantially similar in appearance.




FIG. 1.




FIG. 2.

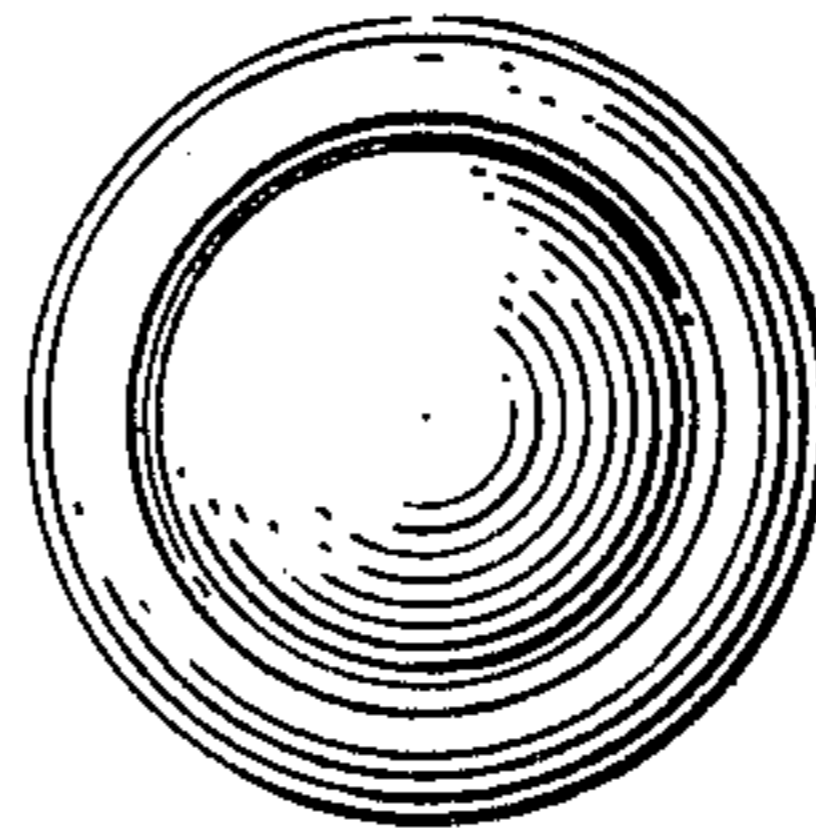


FIG. 3.

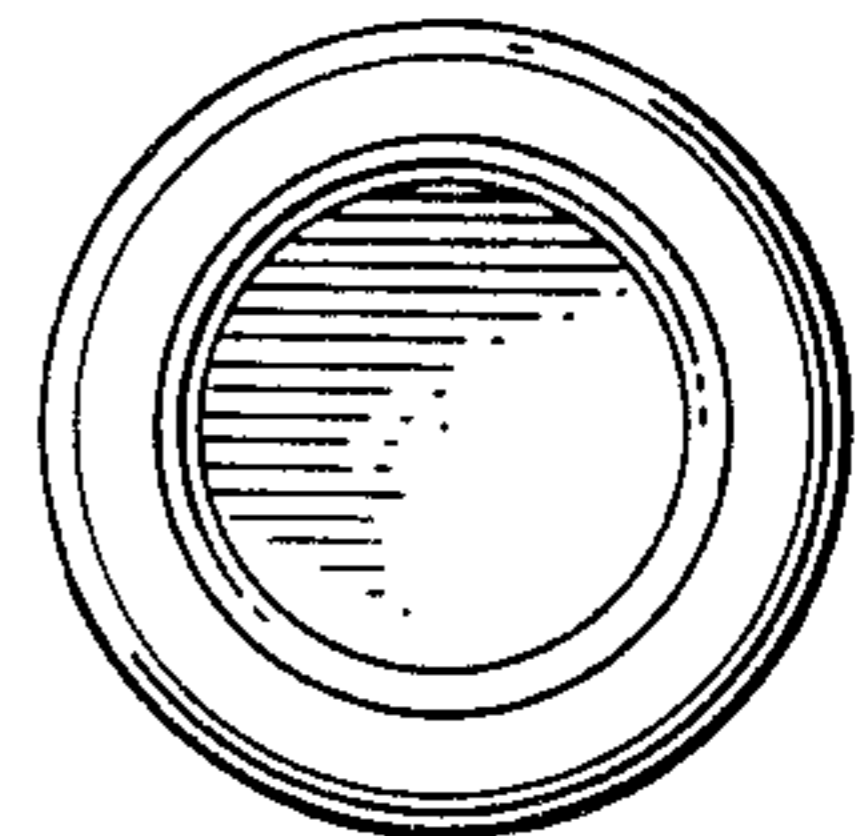


FIG. 4.




FIG. 5.

