

[54] CHAIR

[57] CLAIM

[76] Inventor: Roger K. Leib, 1064 Crescent Hgts., Los Angeles, Calif. 90035

The ornamental design for a chair, as shown and described.

[**] Term: 14 Years

DESCRIPTION

[21] Appl. No.: 628,902

FIG. 1 is a front perspective view of a chair showing my design;

[22] Filed: Jul. 9, 1984

FIG. 2 is a front elevation view of the seat of FIG. 1;

[52] U.S. Cl. D6/334

FIG. 3 is a left side elevation view of the seat of FIG. 1;

[58] Field of Search D6/334, 335, 336, 363, D6/367, 371, 372, 373

FIG. 4 is a rear elevation view of the seat of FIG. 1;

FIG. 5 is a top elevation view of the seat of FIG. 1;

FIG. 6 is a front perspective view of a chair showing a second embodiment of my design;

FIG. 7 is a front elevation view of the seat of FIG. 6;

FIG. 8 is a left side elevation view of the seat of FIG. 6;

FIG. 9 is a right side elevation view of the seat of FIG. 6;

FIG. 10 is a rear elevation view of the seat of FIG. 6;

FIG. 11 is a top elevation view of the seat of FIG. 6;

FIG. 12 is a front perspective view of a chair showing a third embodiment of my design;

FIG. 13 is a front elevation view of the seat of FIG. 12;

FIG. 14 is a left side elevation view of the seat of FIG. 12;

FIG. 15 is a right side elevation view of the seat of FIG. 12;

FIG. 16 is a rear elevation view of the seat of FIG. 12;

FIG. 17 is a top elevation view of the seat of FIG. 12.

[56] References Cited

U.S. PATENT DOCUMENTS

- D. 223,756 6/1972 Steinhart D6/334
- D. 252,490 7/1979 Petersilie D6/334
- D. 273,156 3/1984 Dubbin et al. D6/334
- 4,092,049 5/1978 Schoblom D6/334 X


OTHER PUBLICATIONS

Interiors, Jun.z 1980, p. 44, Panel 4, Seating Group by Vecta Contract.

Design Catalog, Sep. 1974, p. 75, Foam Seat upper right corner by Balluff.

Primary Examiner—Bruce W. Dunkins

Attorney, Agent, or Firm—Sheldon & Mak






FIG. 1.




FIG. 6.




FIG. 10.




FIG. 2.

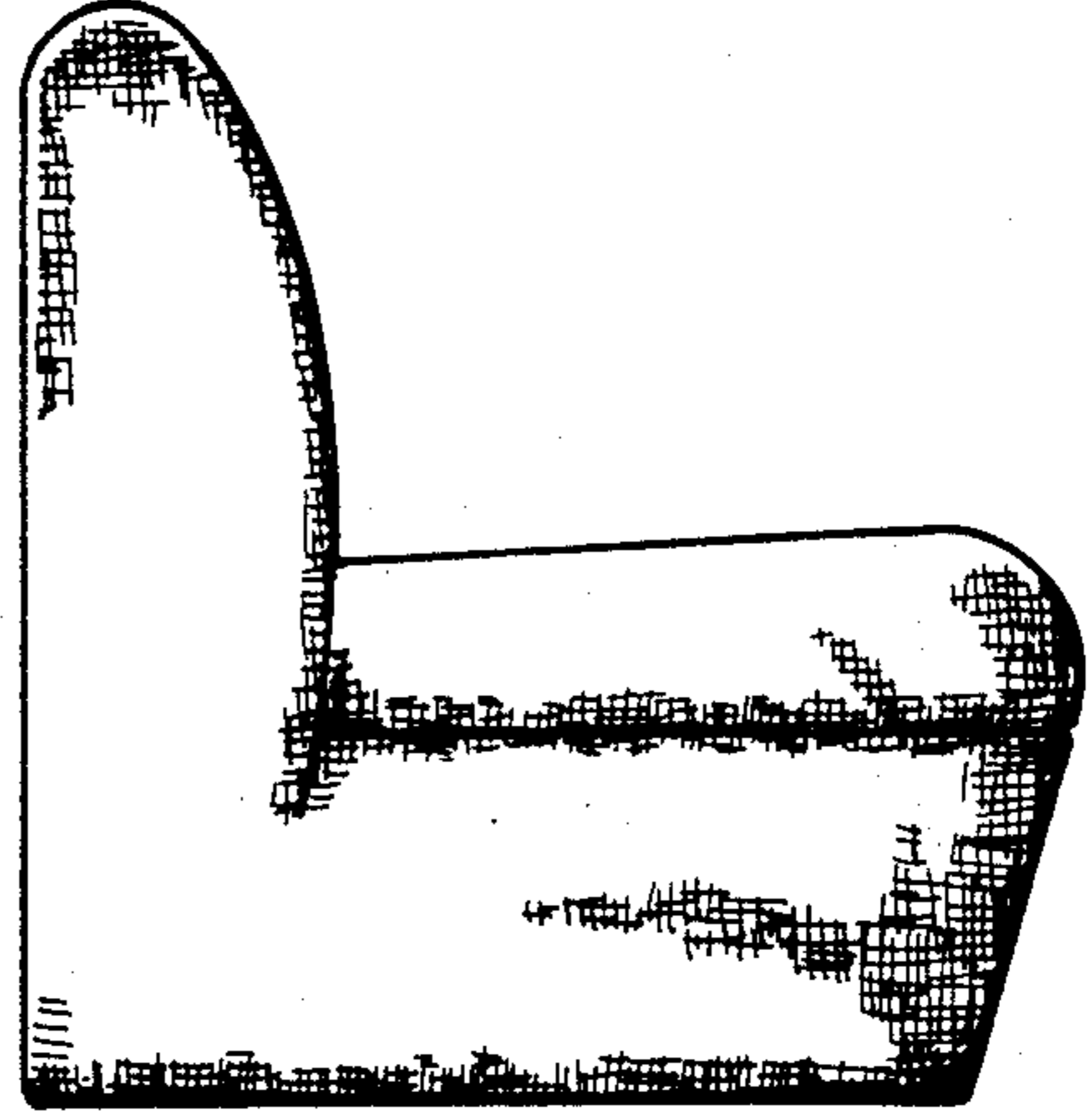


FIG. 3.




FIG. 4.




FIG. 5.




FIG. 6.




FIG. 7.

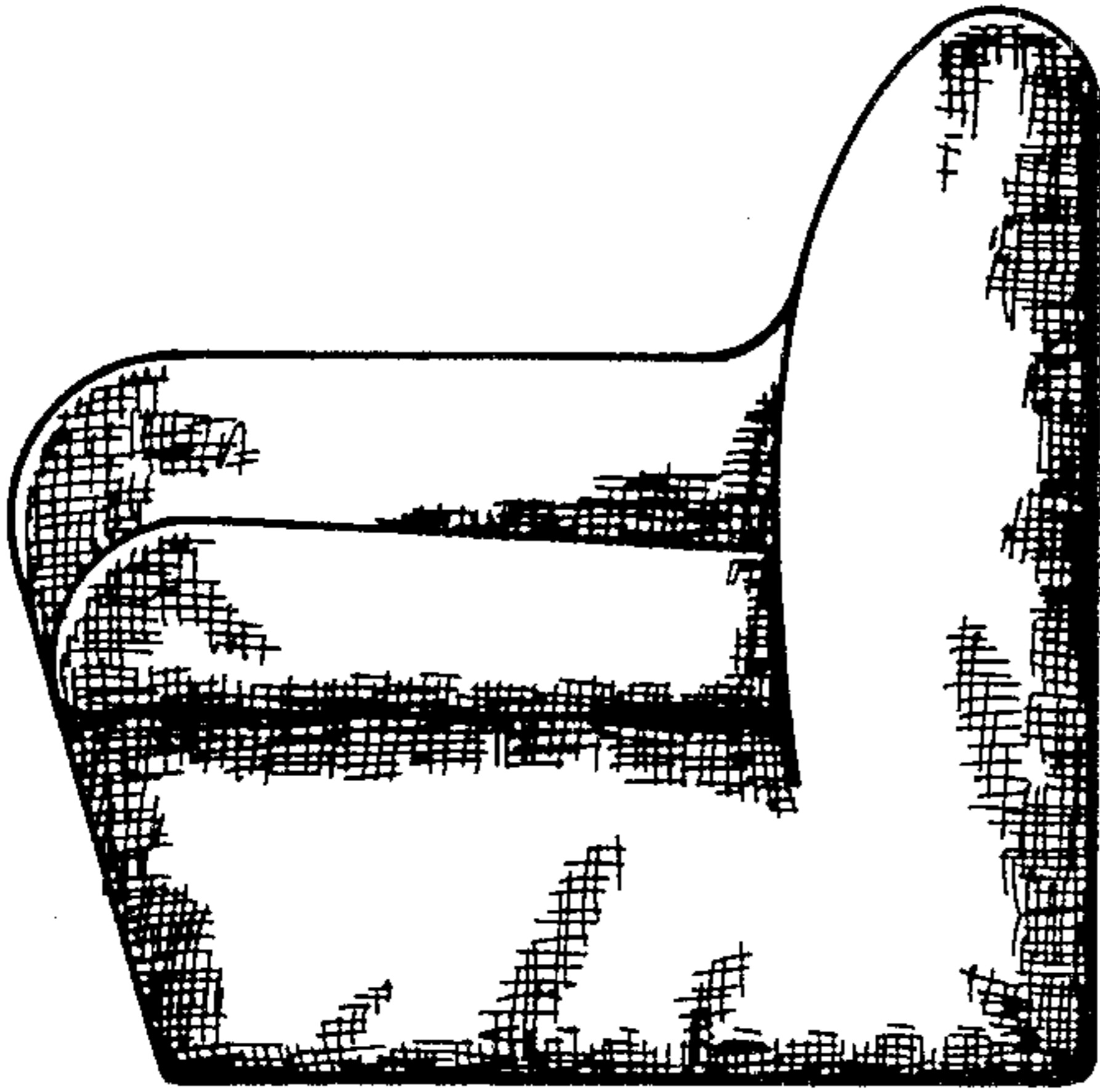


FIG. 9




FIG. 10




FIG. 11




FIG. 12




FIG. 13




FIG. 14




FIG. 16.




FIG. 17.