

[54] FLUORESCENT LAMP

[75] Inventor: Stefanus F. W. Joosten, Eindhoven, Netherlands

[73] Assignee: U.S. Philips Corporation, New York, N.Y.

[**] Term: 14 Years

[21] Appl. No.: 735,035

[22] Filed: May 17, 1985

[30] Foreign Application Priority Data

Dec. 24, 1984 [XH] Hague DM/004.585

[52] U.S. Cl. D26/3; D26/26

[58] Field of Search D26/1, 2, 3, 26; 313/493, 318; 315/56-59, 63; D13/25; 339/50 R-55

[56] References Cited

U.S. PATENT DOCUMENTS

D. 284,793 7/1986 Engel D26/3
3,501,662 3/1970 Plagge 313/493

3,746,906 7/1973 Cardwell, Jr. 313/318
4,208,618 6/1980 Heine 313/493 X
4,441,050 4/1984 Steeger et al. 313/318 X

FOREIGN PATENT DOCUMENTS

2725563 12/1978 Fed. Rep. of Germany 313/493

Primary Examiner—Susan J. Lucas

Attorney, Agent, or Firm—Thomas A. Briody; William J. Streeter; Rolf E. Schneider

[57] CLAIM

The ornamental design for a fluorescent lamp, as shown.

DESCRIPTION

FIG. 1 is a top, front and right side perspective view of a fluorescent lamp showing my new design; FIG. 2 is a front elevational view thereof; FIG. 3 is a rear elevational view thereof; FIG. 4 is a left side elevational view thereof; FIG. 5 is a right side elevational view thereof; FIG. 6 is a top plan view thereof; and FIG. 7 is a bottom plan view thereof.



FIG. 1

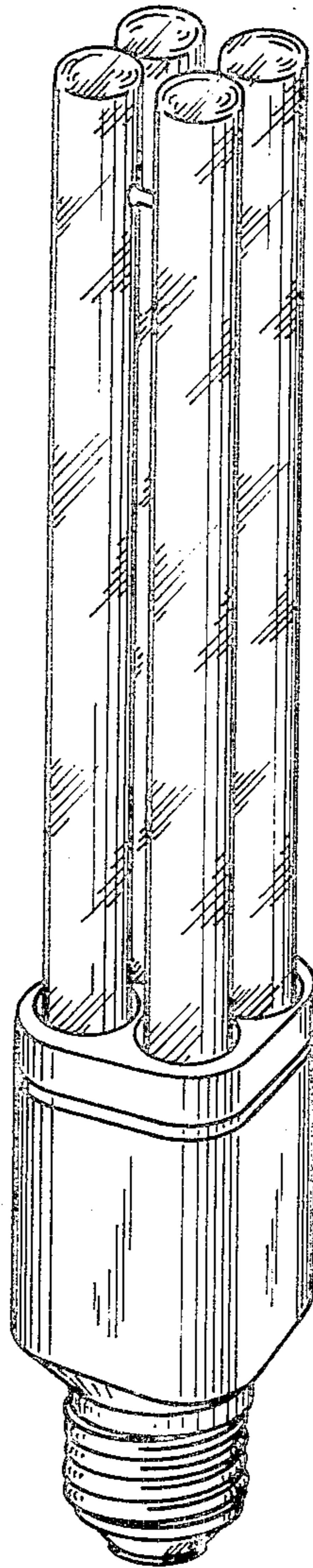


FIG. 2

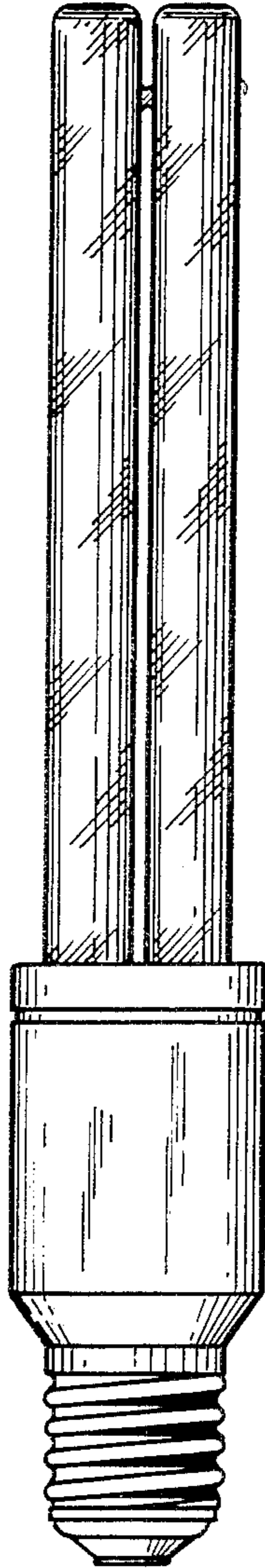


FIG. 3

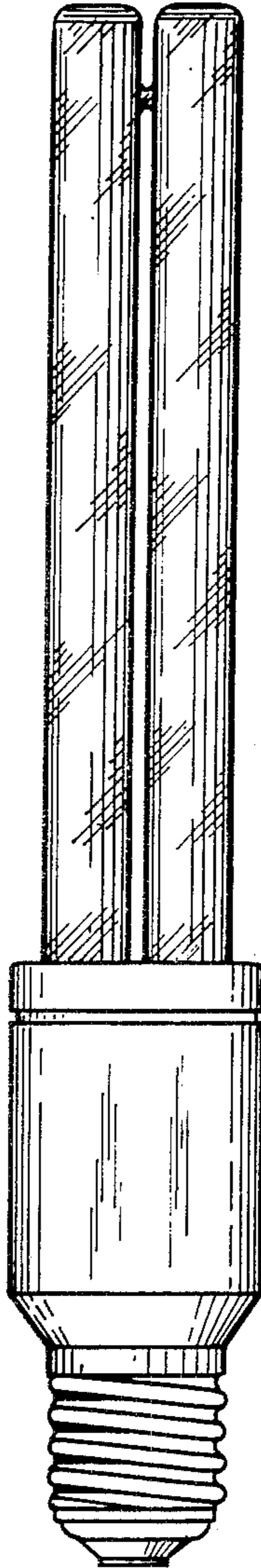


FIG. 4

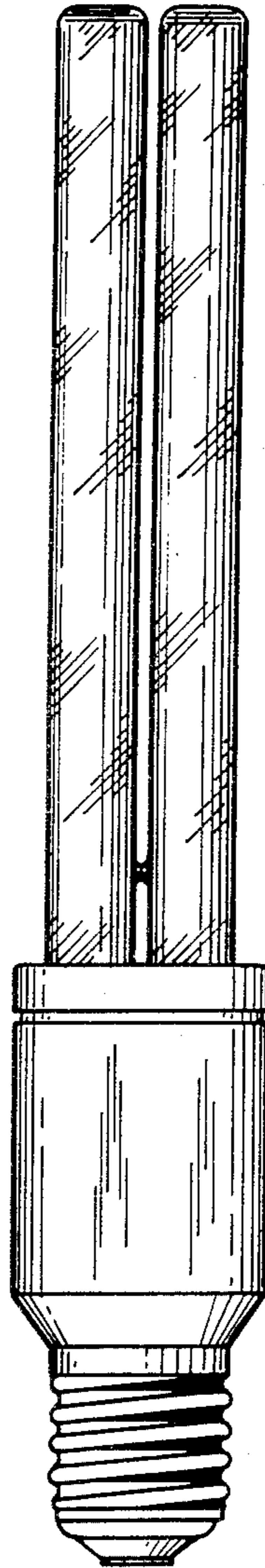


FIG. 5

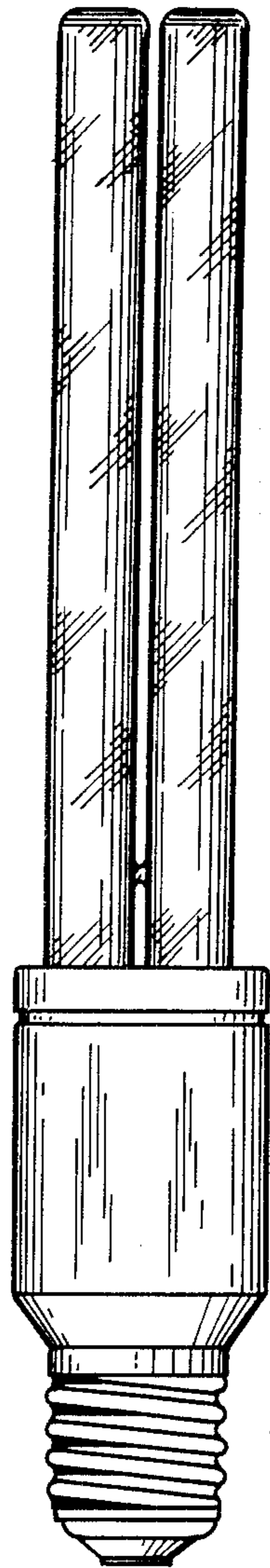


FIG. 6

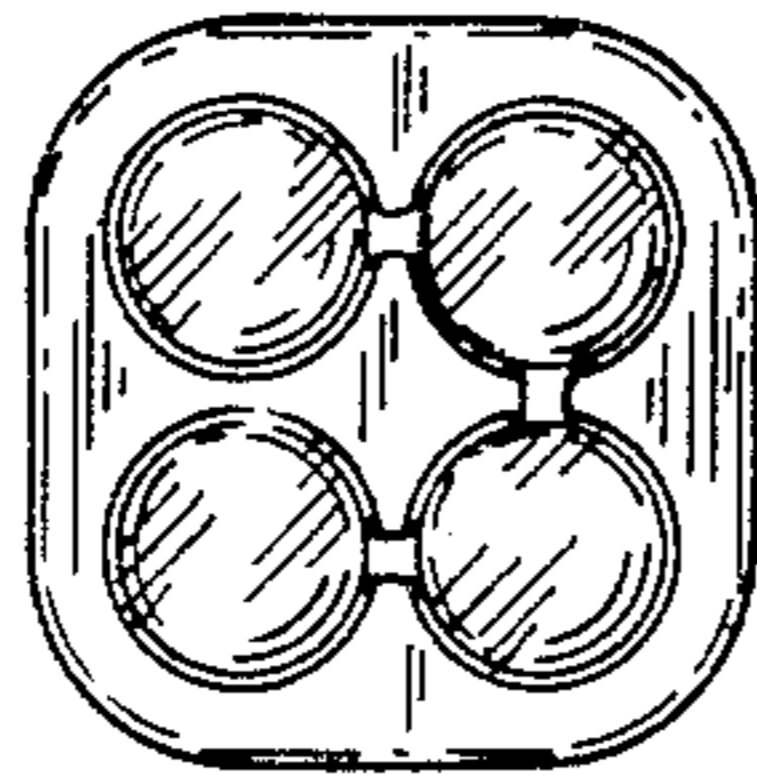


FIG. 7

