

[54] TENNIS RACKET FRAME

[76] Inventor: David Fernandez, 1457 Dara St., Camarillo, Calif. 93010

[\*\*] Term: 14 Years

[21] Appl. No.: 632,452

[22] Filed: Jul. 19, 1984

[52] U.S. Cl. .... D21/212

[58] Field of Search ..... D21/212; 273/73 G, 73 H, 273/73 R, 73 D

[56] References Cited

U.S. PATENT DOCUMENTS

- 257,483 11/1980 Drake .
- 472,659 4/1892 Malings .
- 801246 10/1905 Johnson .
- 1,460,665 7/1923 Gallaudet .
- 1,684,449 9/1928 Kleinman .

FOREIGN PATENT DOCUMENTS

- 2195163 8/1972 France .

OTHER PUBLICATIONS

The Sporting Goods Dealer, May, 1975, p. 143, lower right, Racket.  
1978 Spalding Book of Retail Sports, p. 11, Tennis Racket Frame.

Primary Examiner—Melvin B. Feifer  
Attorney, Agent, or Firm—Poms, Smith, Lande & Rose

[57] CLAIM

The ornamental design for a tennis racket frame, as shown and described.

DESCRIPTION

FIG. 1 is a top plan view of a tennis racket frame showing my new design; and

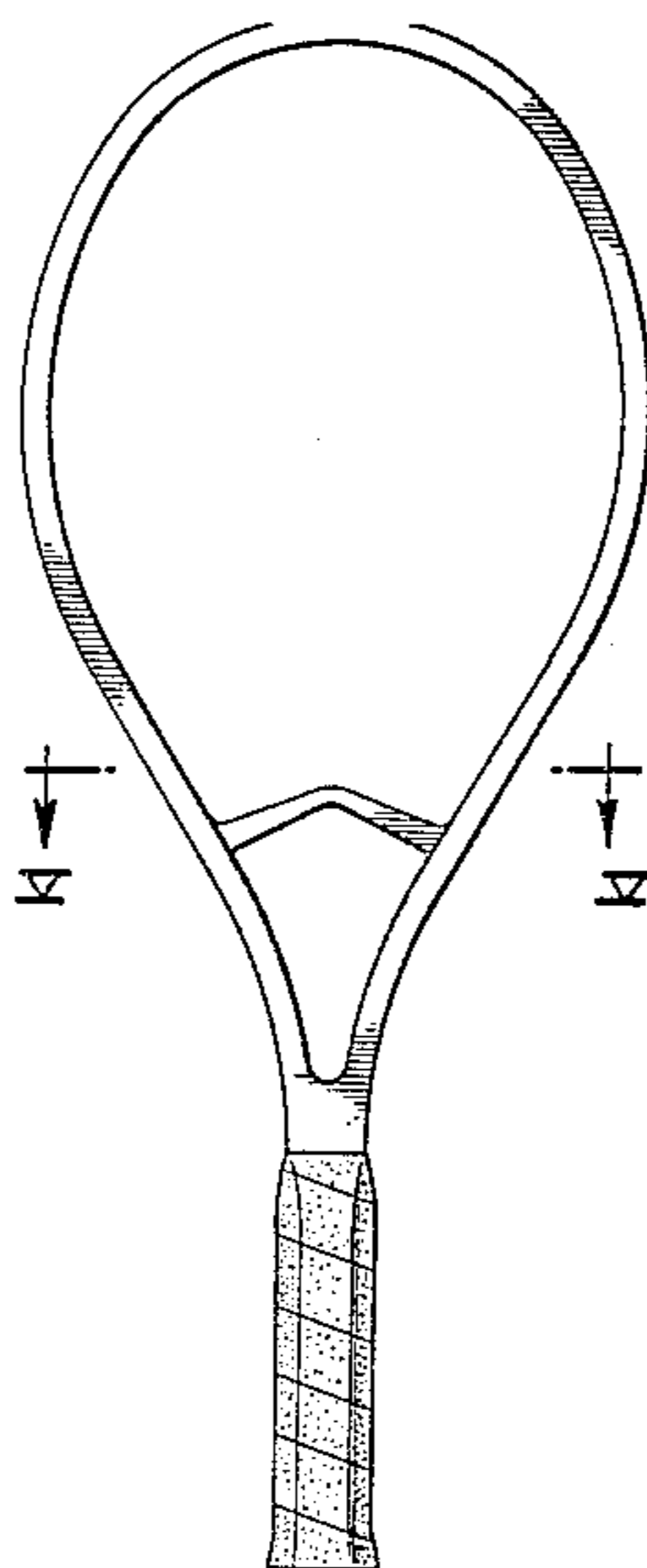
FIG. 2 is a front elevational view of the tennis racket frame of FIG. 1.

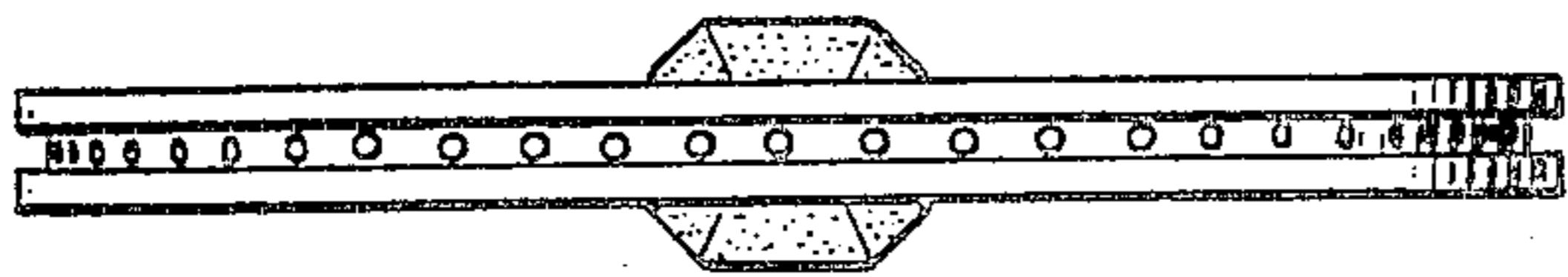
FIG. 3 is a side elevational view of the tennis racket frame of FIG. 1.

FIG. 4 is a bottom view of the tennis racket frame of FIG. 1.

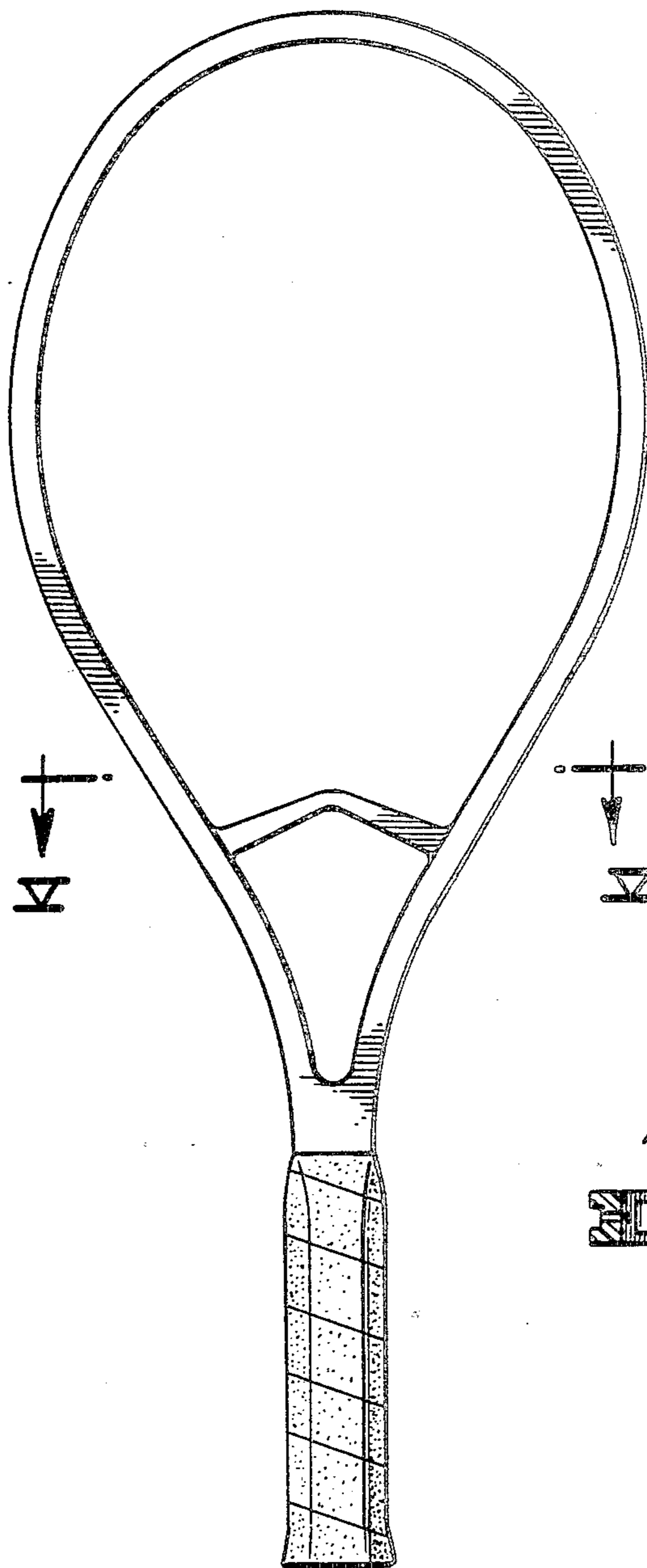
FIG. 5 is a sectional view of FIG. 2 taken in the V—V plane.

The characteristic feature of my design resides in the appearance of the throat-piece in combination with the racket frame shown.





*Fig. 1.*



*Fig. 2.*



*Fig. 5.*



*Fig. 4.*

*Fig. 3.*

