

[54] CLAW HAMMER

[76] Inventor: Roy L. Porter, 1520 McCracken La., Mt. Carmel, Tenn. 37642

[**] Term: 14 Years

[21] Appl. No.: 526,337

[22] Filed: Aug. 25, 1983

[52] U.S. Cl. D8/75

[58] Field of Search D8/75, 76, 77, 78, 79, D8/80, 81; 145/29 R, 29 A, 29 B, 29 C, 29 D, 30 R, 30 A, 30.5, 36, 61 M

[56] References Cited

U.S. PATENT DOCUMENTS

- D. 262,186 12/1981 Royce D8/75 X
- 524,336 8/1894 Burgess et al. .
- 540,967 6/1895 Eveleth .
- 619,325 2/1899 Martin .
- 757,071 4/1904 Thomas .
- 1,125,999 1/1915 Frey .
- 1,132,879 3/1915 Rairden .
- 1,209,583 12/1916 Holmdahl .
- 1,408,162 2/1912 Bartosz .
- 1,565,668 12/1925 Nicholls 145/29 R

- 1,737,958 12/1929 Carlson .
- 1,934,706 11/1933 Green 254/26
- 2,589,047 3/1952 Brown et al. 254/26
- 2,741,456 4/1956 Williams 254/26
- 4,193,433 3/1980 Sickler 145/30 R

OTHER PUBLICATIONS

True Temper Corp. Annual Report front cover, 4/30/1955, Sportsman Axe Handle.

Primary Examiner—Susan J. Lucas

Assistant Examiner—C. E. Heflin

[57] CLAIM

The ornamental design for a claw hammer, as shown and described.

DESCRIPTION

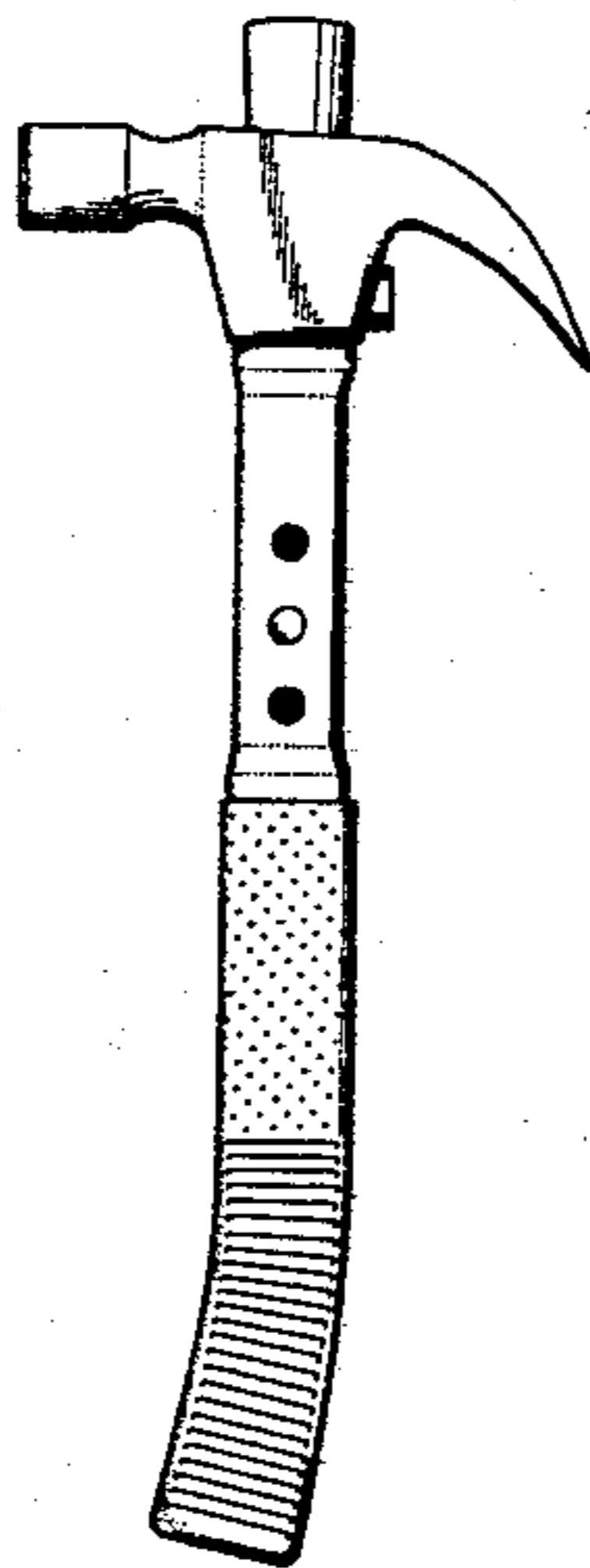
FIG. 1 is a side elevational view of the claw hammer showing my new design with the opposite side being a mirror image;

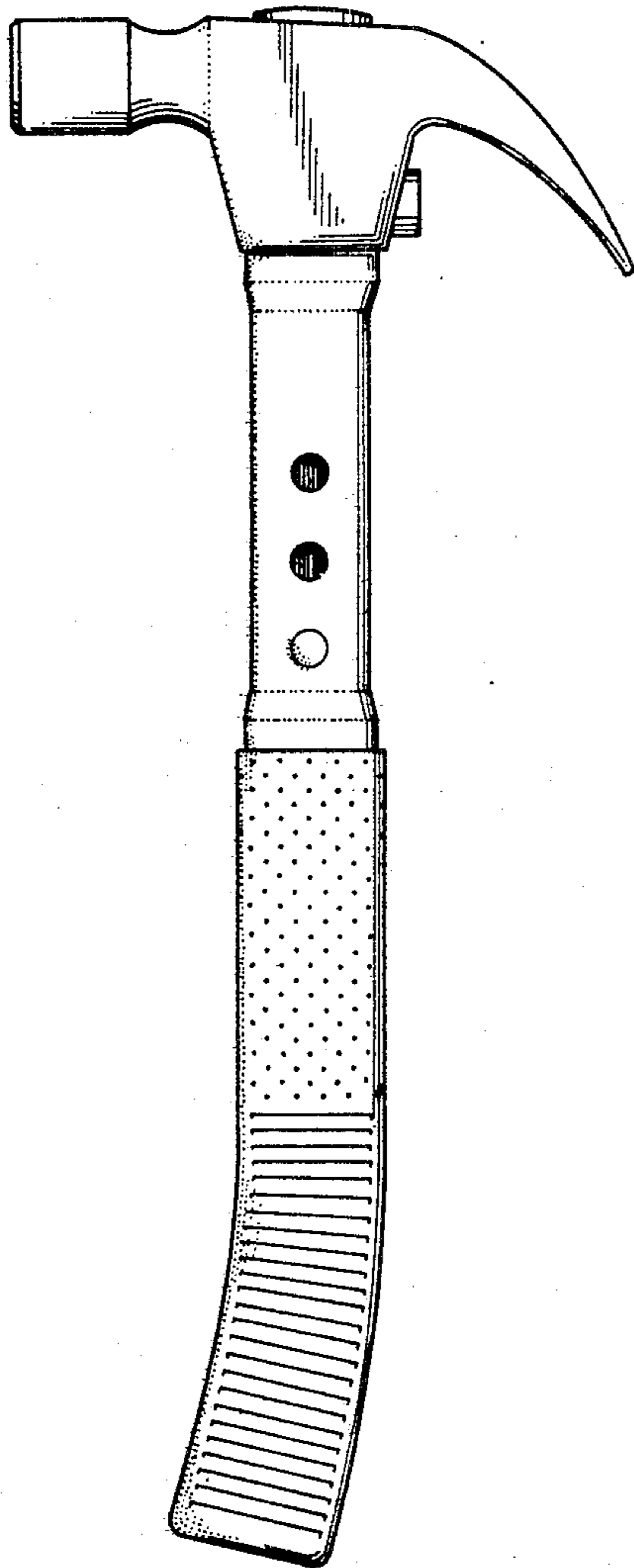
FIG. 2 is a side elevational view thereof with the fulcrum shown extended;

FIG. 3 is a front elevational view thereof;

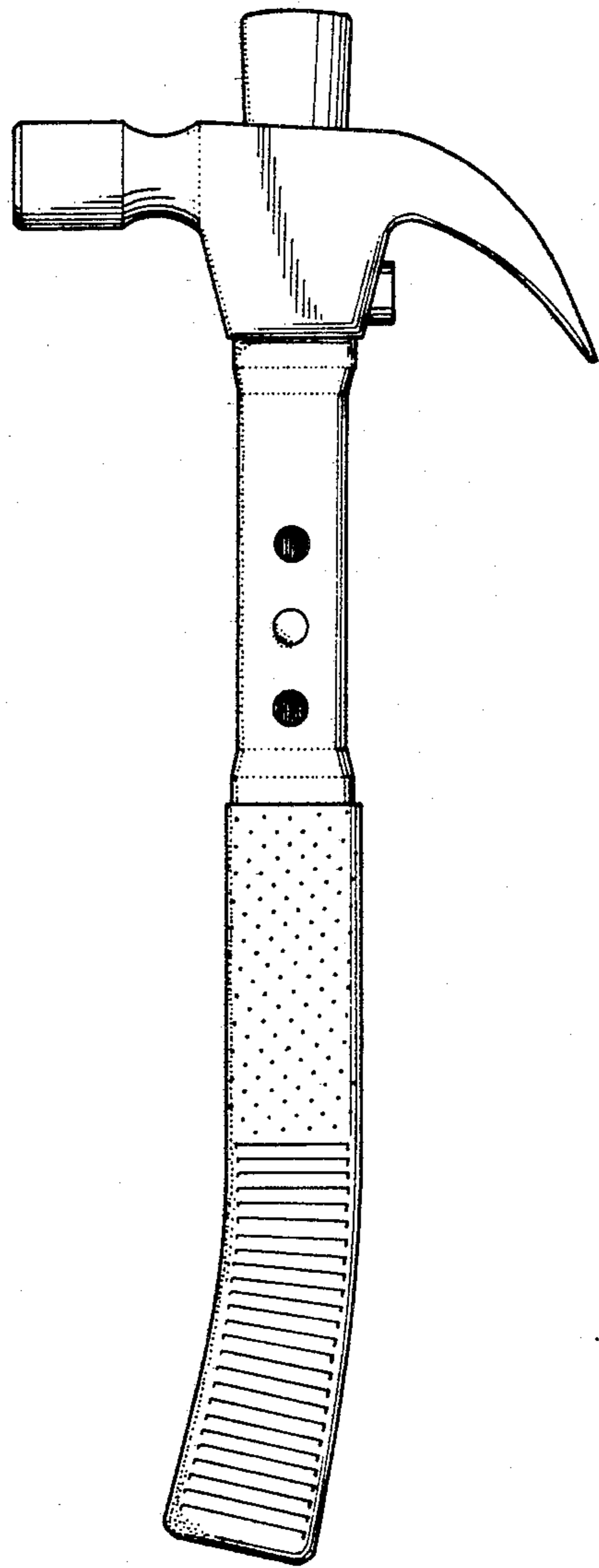
FIG. 4 is a top plan view thereof; and

FIG. 5 is a rear elevational view thereof.

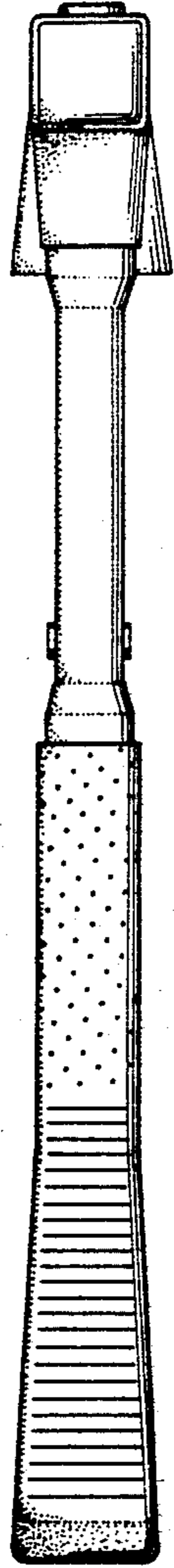




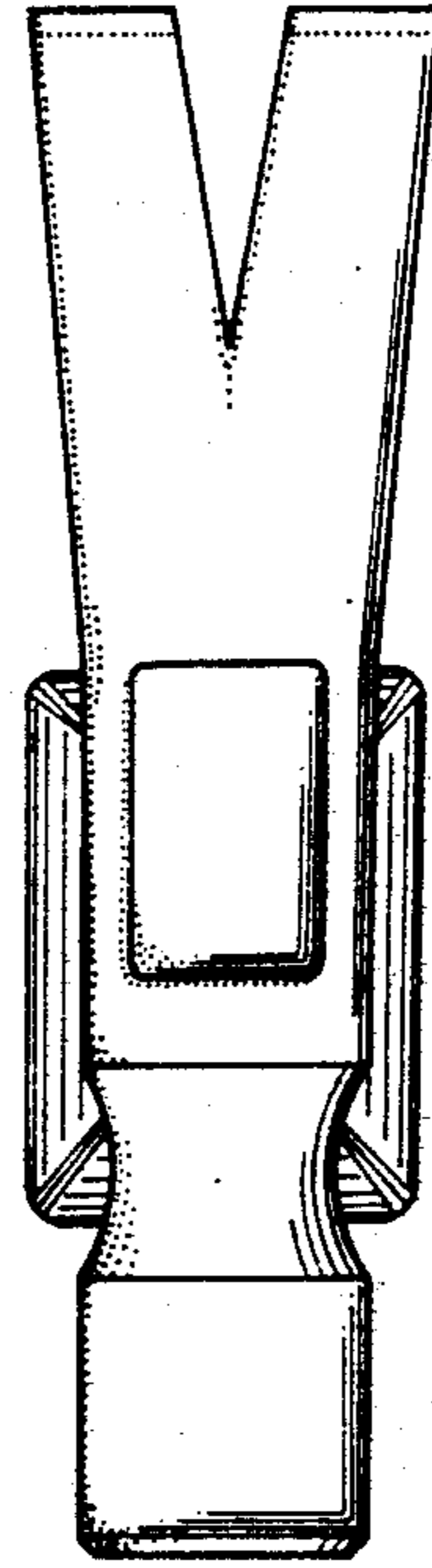
· Fig. 1 ·



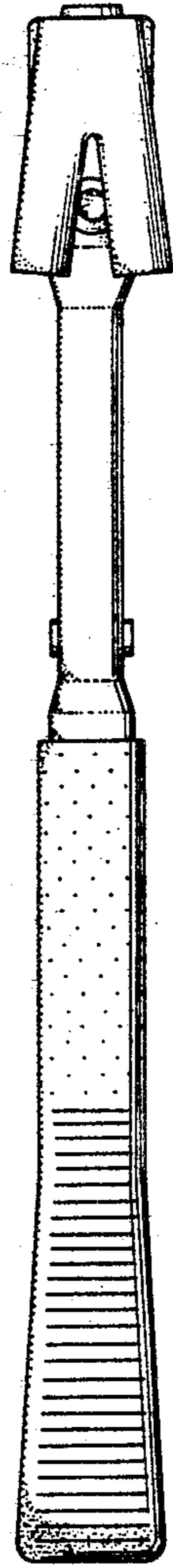
· Fig. 2 ·



· Fig. 3 ·



· Fig. 4 ·



·Fig.5·