

- [54] DENTAL NOZZLE TIP
- [76] Inventor: William B. Dragan, 85 Burr St., Easton, Conn. 06612
- [\*\*] Term: 14 Years
- [21] Appl. No.: 631,477
- [22] Filed: Jul. 16, 1984
- [52] U.S. Cl. .... D24/16
- [58] Field of Search ..... D24/4-5, D24/10-16, 23-26, 29, 45, 55, 59, 60, 63; 433/90; 604/239, 240, 257, 264, 275; D32/17, 18, 21, 25, 31, 32; 222/326; D9/373

3,742,942	7/1973	Westline	.....	433/80 X
4,198,756	4/1980	Dragan	.....	433/90 X
4,295,828	10/1981	Rudler	.....	433/90

OTHER PUBLICATIONS

Clev-dent brochure p. 1-C-R Syringe Disposable Tube.

Primary Examiner—Wallace R. Burke  
 Assistant Examiner—Brian N. Vinson  
 Attorney, Agent, or Firm—Arthur T. Fattibene

CLAIM

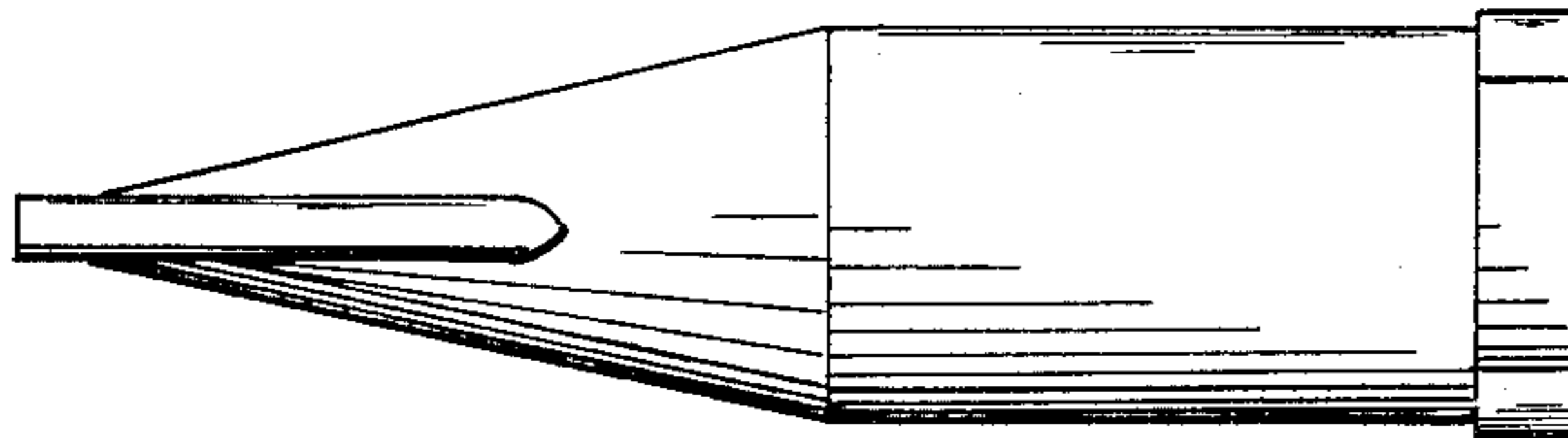
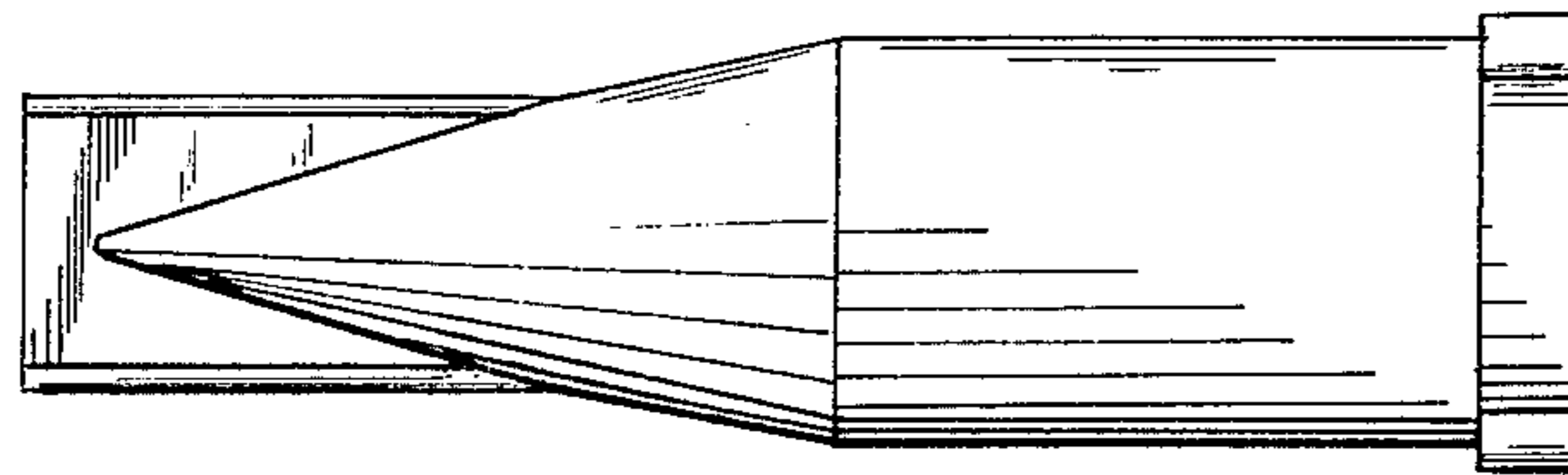
The ornamental design for a dental nozzle tip, substantially as shown and described.

DESCRIPTION

FIG. 1 is a right side elevational view of a dental nozzle tip showing my new design, the left side being identical in appearance;  
 FIG. 2 is a rear end elevational view thereof;  
 FIG. 3 is a bottom plan view thereof;  
 FIG. 4 is a front end elevational view thereof; and  
 FIG. 5 is a top plan view thereof.

[56] References Cited  
 U.S. PATENT DOCUMENTS

D. 215,875	11/1969	Hoadley	.....	D32/32
D. 224,655	8/1972	Dragan	.....	D24/16
D. 247,341	2/1978	Pelly	.....	D32/18
D. 256,160	7/1980	Fujitaki et al.	.....	D24/10
D. 262,739	1/1982	Nitshke	.....	D24/24 X
2,754,033	7/1956	Etter	.....	222/326
3,144,021	8/1964	Diaz	.....	604/257



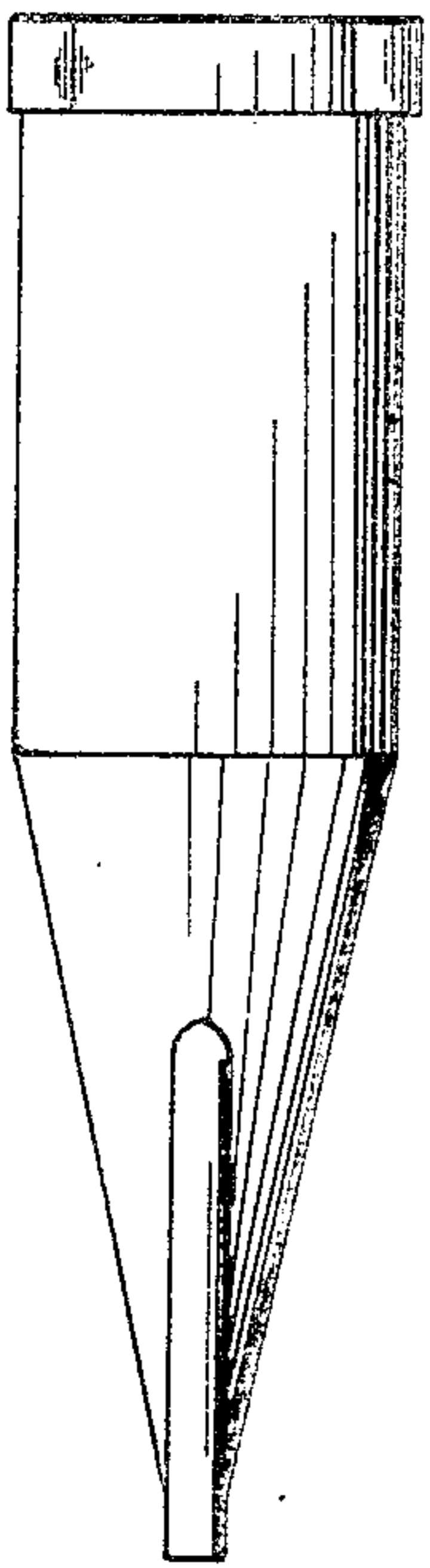


FIG. 5

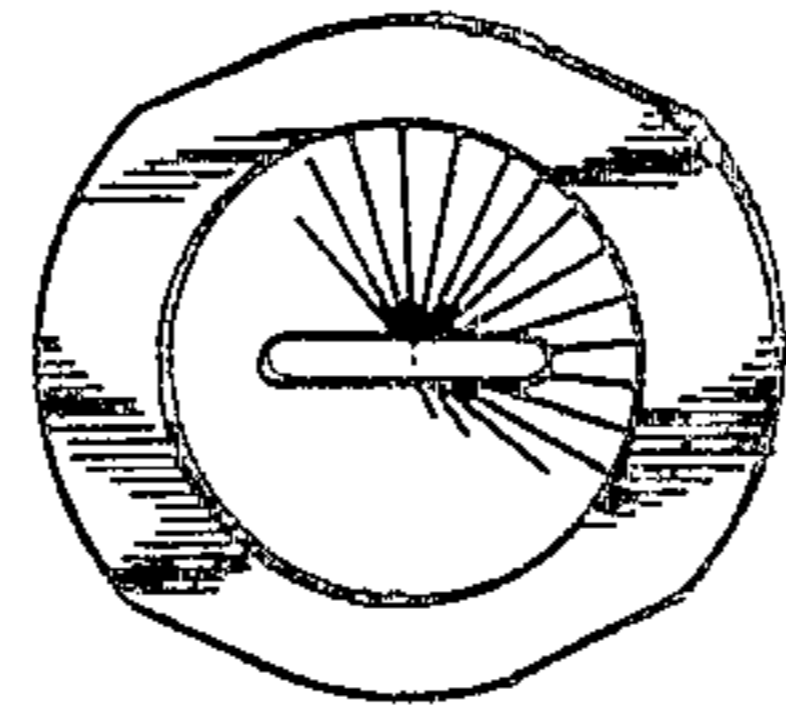


FIG. 2

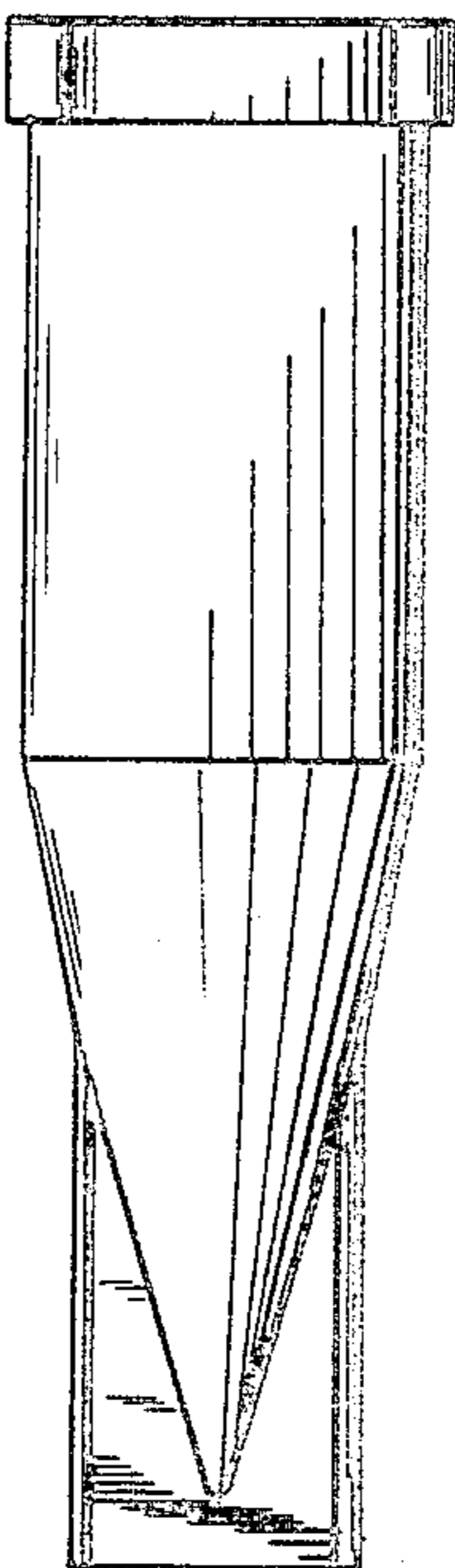


FIG. 1

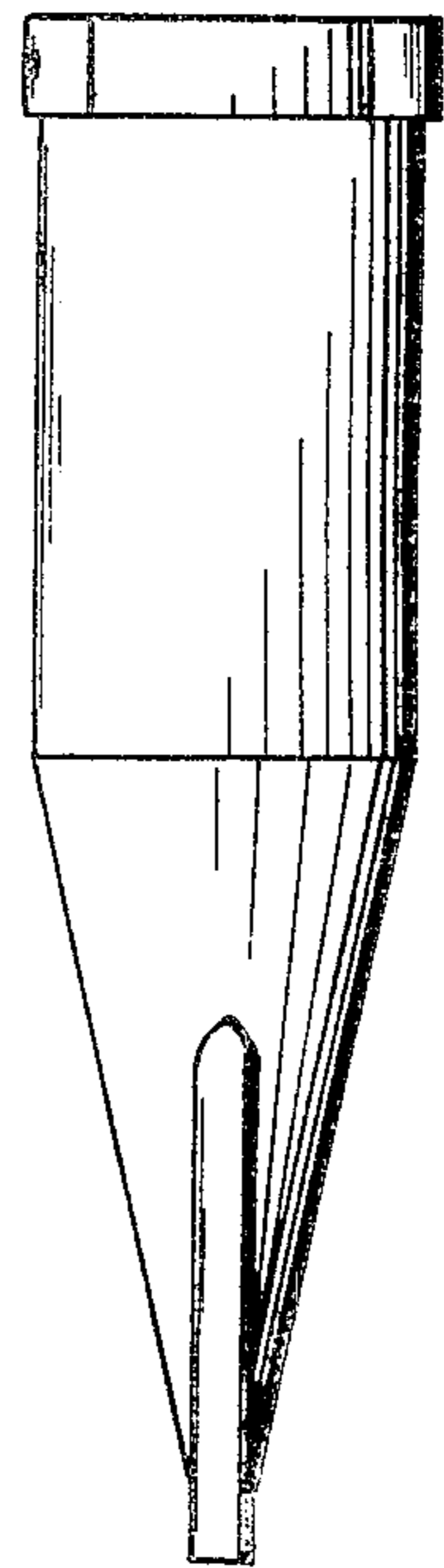


FIG. 3




FIG. 4