

[54] WRIST WATCH CASE

[75] Inventor: Ernst Thomke, Grenchen, Switzerland

[73] Assignee: Tissot S.A., Switzerland

[**] Term: 14 Years

[21] Appl. No.: 813,815

[22] Filed: Dec. 27, 1985

[30] Foreign Application Priority Data

Jul. 15, 1985 [WO] World Int. Prop. O. DM/005564
[52] U.S. Cl. D10/39; D10/33
[58] Field of Search D10/1, 22, 30-39, D10/122-126; 368/276-285

[56] References Cited

U.S. PATENT DOCUMENTS

D. 63,671	12/1923	Wadsworth et al. .	
D. 77,057	12/1928	Burgess .	
D. 150,049	6/1948	Arpels	D42/8
D. 150,284	7/1948	Arpels	D42/8
D. 150,285	6/1986	Arpels	D42/8
D. 157,607	3/1950	Lachman	D42/8
D. 162,961	4/1951	Katz	D42/8
D. 204,010	3/1966	Federman	D42/8
D. 277,081	1/1985	Harvey	D10/33

3,861,990 1/1975 Kasai et al. 368/280 X

OTHER PUBLICATIONS

European Jeweler, 9/1983, p. 39.
Swiss Watch & Jewelry Journal, No. 3, 1976, p. 330-
item 16.

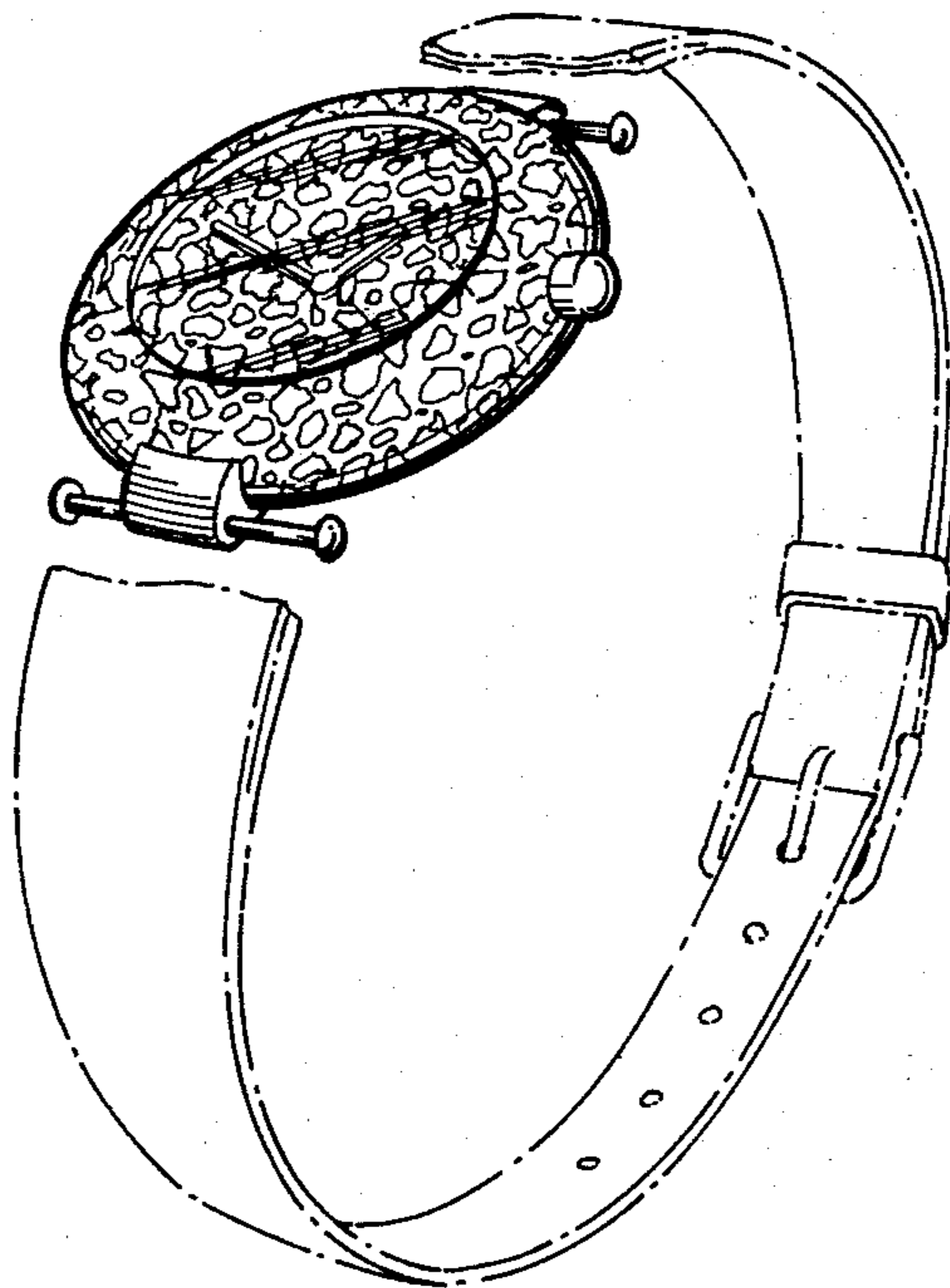
Primary Examiner—Louis S. Zarfes
Attorney, Agent, or Firm—Griffin, Branigan, & Butler

[57] CLAIM

The ornamental design for a wrist watch case, as shown and described.

DESCRIPTION

FIG. 1 is a perspective view of a wrist watch case showing my new design;
FIG. 2 is a top plan view of the wrist watch case of FIG. 1;
FIG. 3 is a bottom plan view of the wrist watch case of FIG. 1;
FIG. 4 is a right side elevational view;
FIG. 5 is a left side elevational view;
FIG. 6 is a front elevational view;
FIG. 7 is a rear elevational view; and,
FIG. 8 is a cross-sectional view from the side.
The broken line showing of the watch band in FIG. 1 is for illustrative purposes only and forms no part of the claimed design.



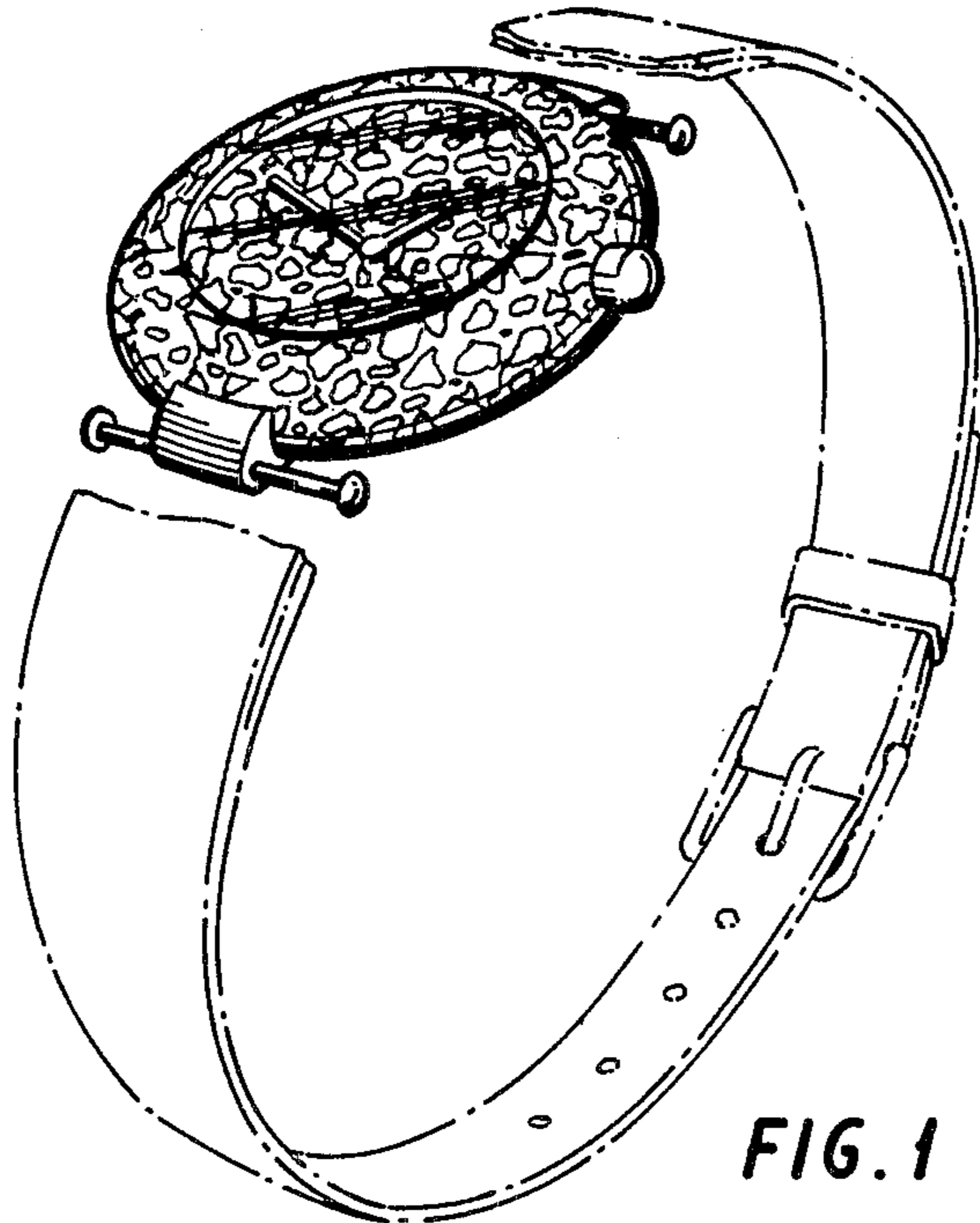


FIG. 1




FIG. 2

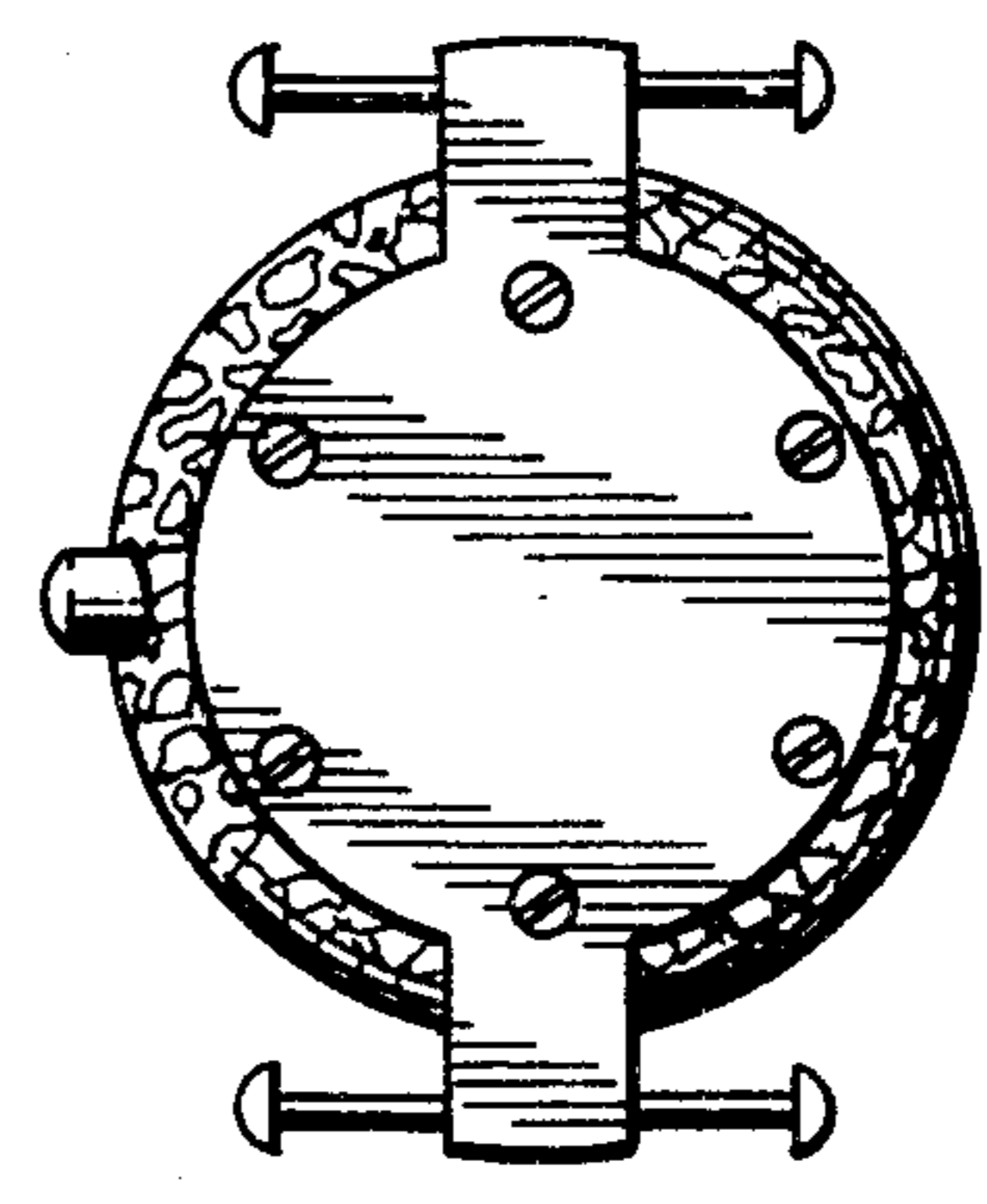


FIG. 3




FIG. 4



FIG. 5



FIG. 6



FIG. 7




FIG. 8