

[54] PLATE

[76] Inventor: Joost R. Ritman, Bloemgracht 15-19, 1016 KB Amsterdam, Netherlands

[\*] Notice: The portion of the term of this patent subsequent to Sep. 9, 2000 has been disclaimed.

[\*\*] Term: 14 Years

[21] Appl. No.: 539,372

[22] Filed: Oct. 5, 1983

[30] Foreign Application Priority Data

Apr. 6, 1983 [DE] Fed. Rep. of Germany .... MR20974

[52] U.S. Cl. .... D7/1; D7/37

[58] Field of Search ..... D7/1, 37, 38, 3, 18, D7/16, 354, 360; D11/143, 155, 148, 152, 156; D9/425, 370, 456, 426, 424, 428, 430-432; D34/40, 43-46; D19/92

[56] References Cited

U.S. PATENT DOCUMENTS

- D. 50,195 1/1917 Haley ..... D7/1
- D. 211,272 6/1968 Stageberg ..... D7/354
- D. 256,648 9/1980 Painter et al. .... D7/21
- D. 271,469 11/1983 Dep ..... D34/40 X

OTHER PUBLICATIONS

*Lenox Belleek*, 1909 Catalog, p. 17, top left Plate #1674 NK 4255.L572.

*Idea 55*, ©1955, International Wittenborn Publisher Design Annual, p. 24, bottom left panel, #58 Works Design 1952, TS 149I3, Platter+Bowl-Canada.

*Jackson Vitrified China Co.*, No. 11, Catalog p. 8, top right Salad #35.

*Rubbermaid Food Service Cat.*, printed 5/81, p. 10, Food Boxes, top left, bottom left lid.

*Primary Examiner*—Winifred E. Herrmann  
*Attorney, Agent, or Firm*—Allegretti, Newitt, Witcoff & McAndrews, Ltd.

[57] CLAIM

The ornamental design for a plate, as shown and described.

DESCRIPTION

FIG. 1 is a top plan view of a plate showing my new design;

FIG. 2 is a side elevational view thereof;

FIG. 3 is a cross-sectional view thereof taken on line 3—3 of FIG. 1;

FIG. 4 is a bottom plan view thereof; and

FIG. 5 is an end elevational view thereof.






Fig. 1




Fig. 2




Fig. 3






Fig. 4



Fig. 5

