

[54] **WALL-MOUNTED DISPLAY RACK**

[75] **Inventor: Jean Pierre Millot, St-Léonard, Canada**

[73] **Assignee: Provitech Design Inc., Rivière-des-Prairies, Canada**

[**] **Term: 14 Years**

[21] **Appl. No.: 686,757**

[22] **Filed: Dec. 27, 1984**

[52] **U.S. Cl. D6/570**

[58] **Field of Search D6/553, 567, 572, 573, D6/574, 407, 449, 570; 211/13, 87**

[56] **References Cited**

U.S. PATENT DOCUMENTS

D. 244,499	5/1977	Parfitt	D6/407
D. 245,299	8/1977	Beck	D6/553
D. 246,557	12/1977	Gilmartin et al.	D6/553 X
D. 252,360	7/1979	Dunchock	D6/570
D. 256,529	8/1981	Van Koert	D6/570

D. 260,336	8/1981	Springer	D6/574
D. 261,961	11/1981	Goldammer	D6/553 X
D. 276,009	10/1984	Ousley	D6/570
D. 279,747	7/1985	Kellogg	D6/553 X
952,603	3/1910	Carroll	211/87 X
1,186,678	6/1916	Parr	211/87

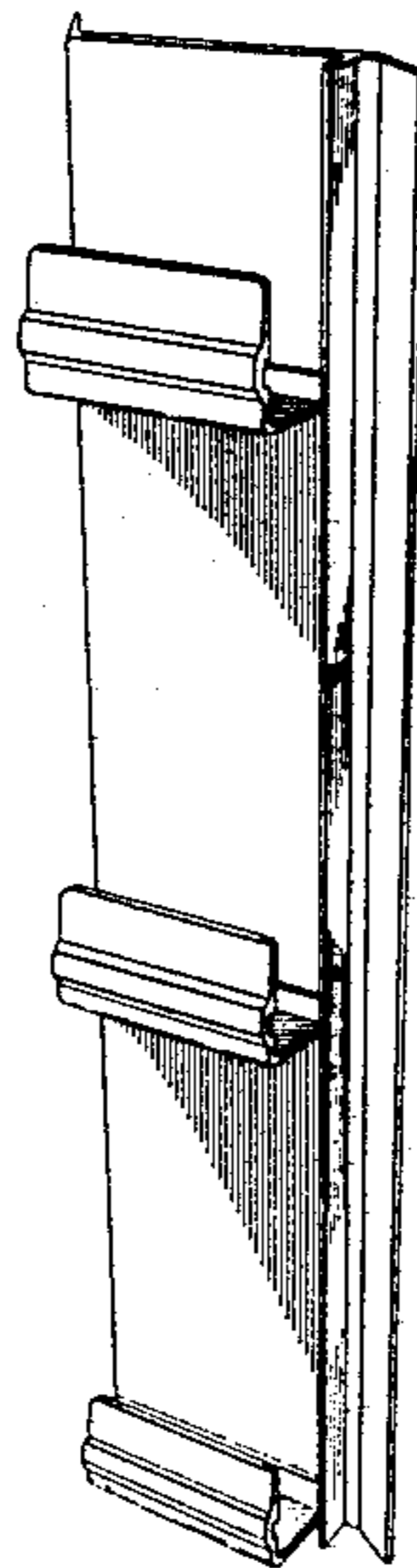
Primary Examiner—Carmen H. Vales
Attorney, Agent, or Firm—Robic, Robic & Associates

[57] **CLAIM**

The ornamental design for a wall-mounted display rack, substantially as shown and described.

DESCRIPTION

FIG. 1 is a perspective view of a wall-mounted display rack showing my new design;
FIG. 2 is a left side elevational view thereof;
FIG. 3 is a bottom plan view thereof;
FIG. 4 is a perspective view shown broken away to indicate indeterminate length; and
FIG. 5 is a left side elevational view shown broken away to indicate indeterminate length.



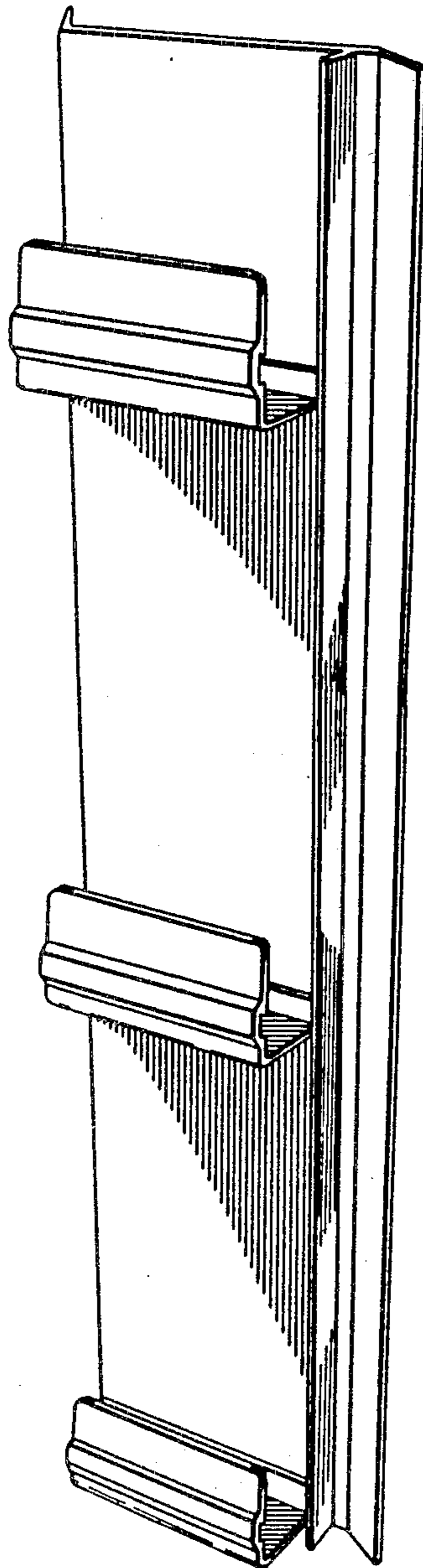


FIG. 1




Fig. 2

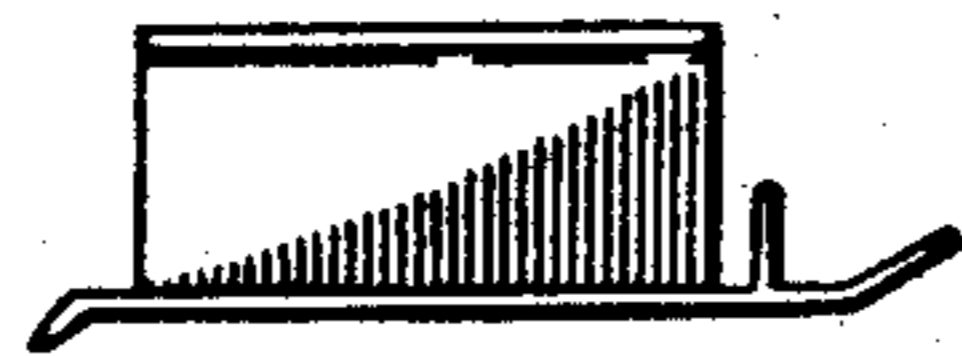


Fig. 3

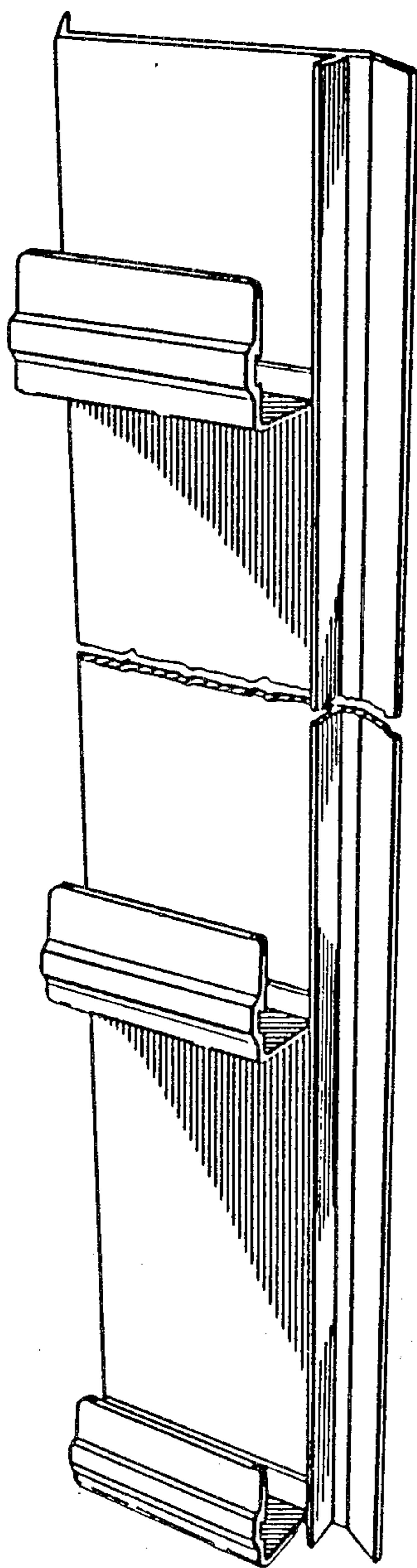


FIG. 4




Fig. 5