

[54] TWO-PART BUCKLE FOR A GIRTH STRAP

2,916,742 12/1959 Sobel 24/163 R
3,566,454 3/1971 Schmidt 24/165

[75] Inventor: Elizabeth A. Bird, Droitwich, England

[73] Assignee: Cottage Industries (Equestrian) Ltd., Worcestershire, England

[**] Term: 14 Years

[21] Appl. No.: 673,087

[22] Filed: Nov. 19, 1984

[30] Foreign Application Priority Data

May 19, 1984 [GB] United Kingdom 1019777

[52] U.S. Cl. D30/25

[58] Field of Search D30/19-20,
D30/23-25, 26-28; 54/23; 24/163 R, 164, 307,
308, 318, 199

[56] References Cited

U.S. PATENT DOCUMENTS

D. 18,753 11/1888 Hays D30/27
1,274,030 7/1918 France 24/163 R

OTHER PUBLICATIONS

Grammes Metal Products catalogue #66, 1941, p. 38, Special Ring Nos. 33453 and 33454.

Primary Examiner—Wallace R. Burke
Assistant Examiner—Brian N. Vinson
Attorney, Agent, or Firm—Neil F. Markva

[57] CLAIM

The ornamental design for a two-part buckle for a girth strap, as shown and described.

DESCRIPTION

FIG. 1 is a top plan view of a two-part buckle for a girth strap showing my new design, with the elements shown separated and the bottom being substantially similar in appearance;

FIG. 2 is a side elevational view thereof, the opposite side being a mirror image;

FIG. 3 is a top plan view thereof, with the elements shown assembled; and

FIG. 4 is a side elevational view of FIG. 3.

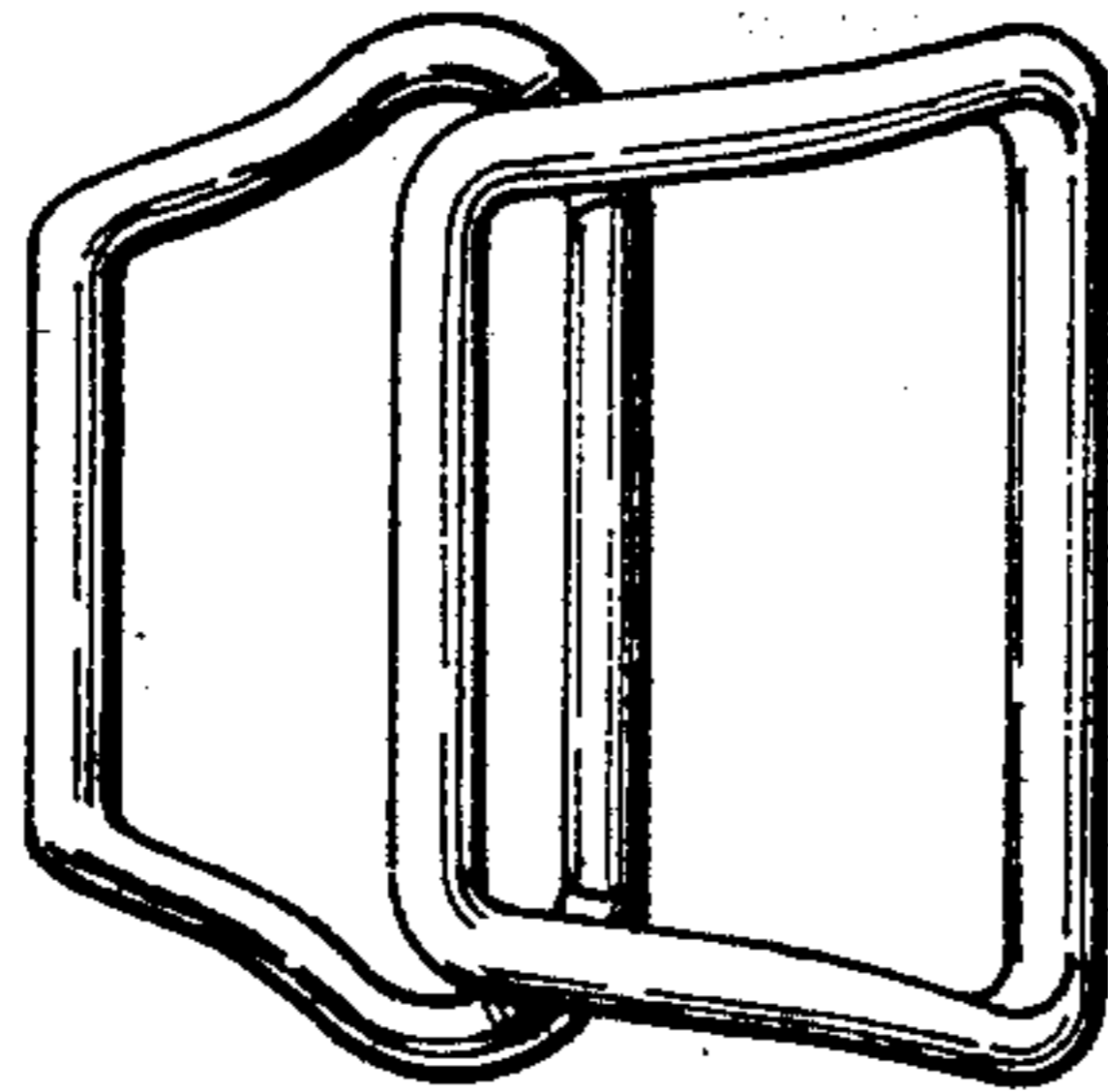


FIG. 1.

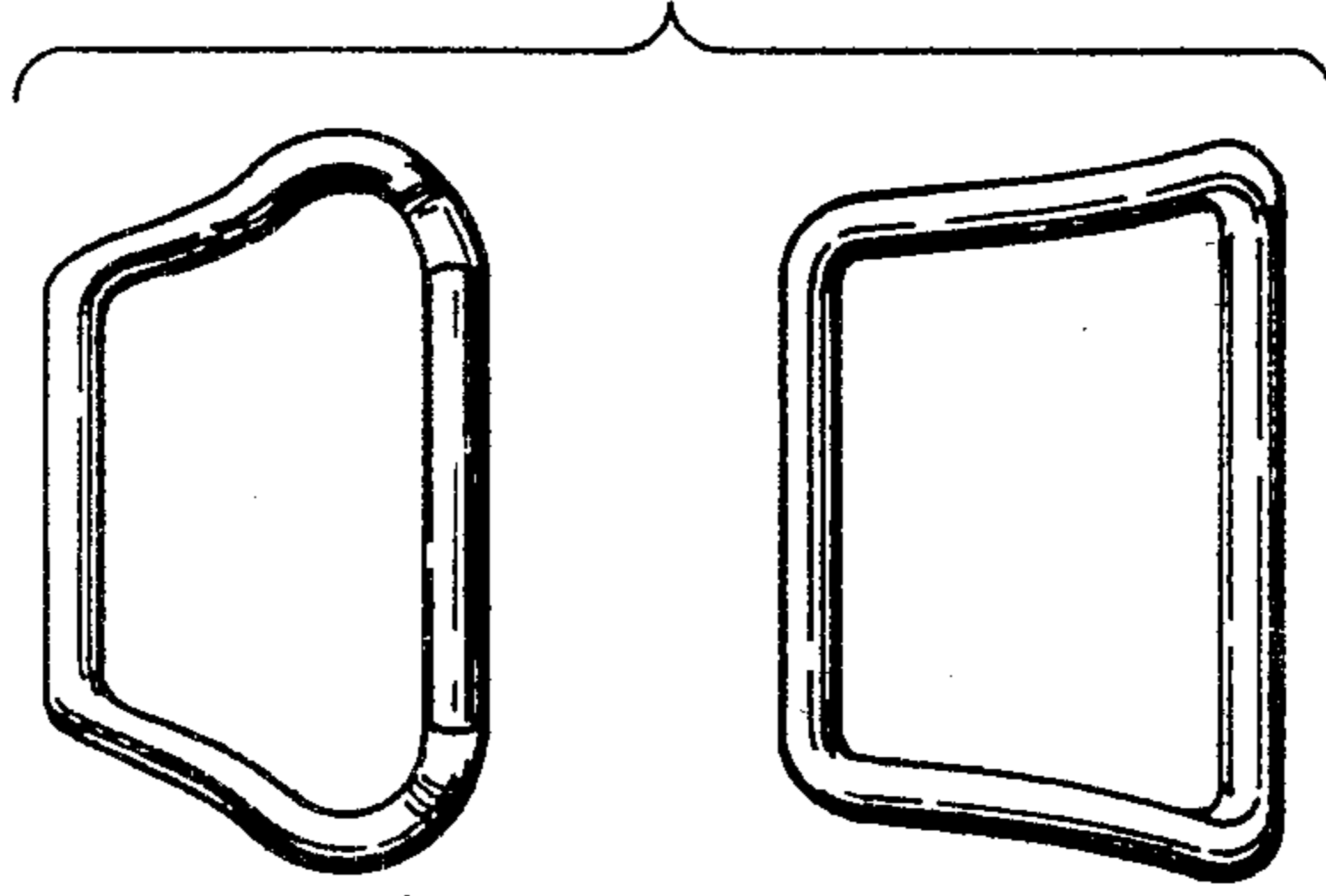


FIG. 2.




FIG. 3.

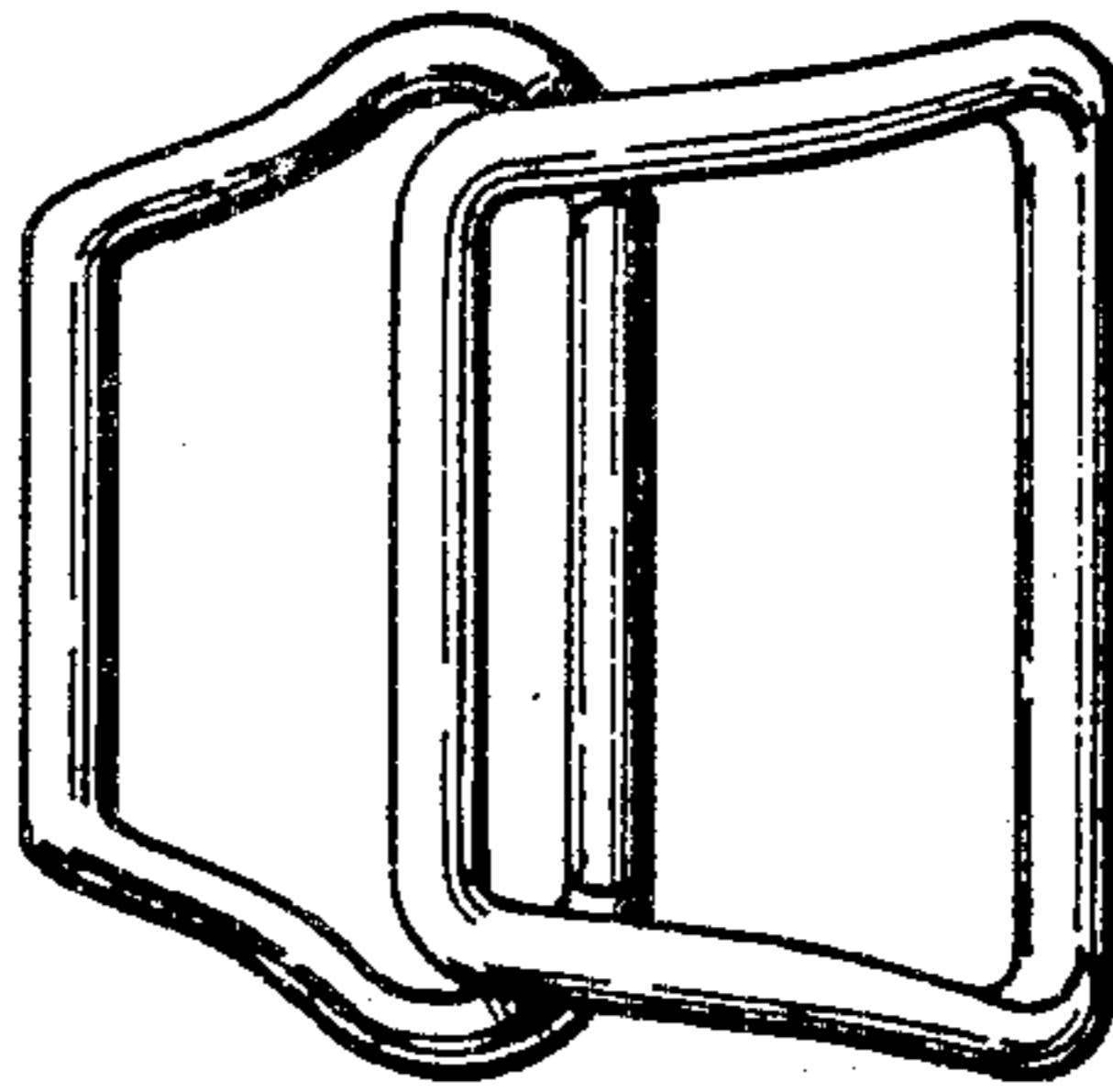


FIG. 4.

